



March 26, 2015

SECURITIES & EXCHANGE COMMISSION
SEC Building, EDSA
Mandaluyong City

Attention: Mr. Vicente Graciano P. Felizmenio, Jr.
Director – Markets and Securities Regulation Dept.

Gentlemen:

In accordance with the Securities Regulation Code, we are submitting herewith three (3) copies of SEC Form 17-A (Annual Report) of the Company as at and for the year ended December 31, 2014.

Very truly yours,


MA. LOURDES C. RAUSA-CHAN
Corporate Secretary

COVER SHEET

SEC Registration Number

P	W	-	5	5					
---	---	---	---	---	--	--	--	--	--

Company Name

P	H	I	L	I	P	P	I	N	E	L	O	N	G	D	I	S	T	A	N	C	E	
T	E	L	E	P	H	O	N	E	C	O	M	P	A	N	Y							

Principal Office (No./Street/Barangay/City/Town/Province)

R	A	M	O	N	C	O	J	U	A	N	G	C	O	B	U	I	L	D	I	N	G	
M	A	K	A	T	I	A	V	E	N	U	E	M	A	K	A	T	I	C	I	T	Y	

Form Type

1	7	-	A
---	---	---	---

Department requiring the report

M	S	R	D
---	---	---	---

Secondary License Type, If Applicable

--	--	--	--

COMPANY INFORMATION

Company's Email Address

jacabal@pldt.com.ph

Company's Telephone Number/s

(02) 816-8534

Mobile Number

--

No. of Stockholders

11,875 as at January 31, 2015

Annual Meeting
Month/Day

Every 2 nd Tuesday in June

Fiscal Year
Month/Day

December 31

CONTACT PERSON INFORMATION

The designated contact person ***MUST*** be an Officer of the Corporation

Name of Contact Person

June Cheryl A. Cabal-Revilla

Email Address

jacabal@pldt.com.ph

Telephone Number/s

(02) 816-8534

Mobile Number

--

Contact Person's Address

11/F Ramon Cojuangco Bldg. Makati Ave., Makati City

Note: In case of death, resignation or cessation of office of the officer designated as contact person, such incident shall be reported to the Commission within thirty (30) calendar days from the occurrence thereof with information and complete contact details of the new contact person designated.

**PHILIPPINE LONG DISTANCE
TELEPHONE COMPANY**

(Company's Full Name)

**Ramon Cojuangco Building
Makati Avenue, Makati City**

(Company's Address)

(632) 816-8534

(Telephone Number)

December 31, 2014

(Fiscal Year Ending)
(month & day)

**SEC Form 17-A
(Annual Report)**

Form Type

Not Applicable

Amendment Designation (if applicable)

Not Applicable

Period Ended Date

Not Applicable

(Secondary License Type and File Number)

SECURITIES AND EXCHANGE COMMISSION

SEC FORM 17-A

ANNUAL REPORT PURSUANT TO SECTION 17
OF THE SECURITIES REGULATION CODE AND
SECTION 141 OF THE CORPORATION CODE
OF THE PHILIPPINES

1. For the fiscal year ended December 31, 2014
2. SEC Identification Number PW-55 3. BIR Tax Identification No. 000-488-793
4. Exact name of registrant as specified in its charter Philippine Long Distance Telephone Company
5. Republic of the Philippines 6. (SEC Use Only)
Province, country or other jurisdiction of Industry Classification Code:
incorporation or organization
7. Ramon Cojuangco Building, Makati Avenue, Makati City 1200
Address of principal office Postal Code
8. (632) 816-8556
Registrant's telephone number, including area code
9. Not Applicable
Former name, former address, and former fiscal year, if changed since last report
10. Securities registered pursuant to Sections 8 and 12 of the Securities Regulation Code, or Sections 4 and 8 of the then Revised Securities Act.

<u>Title of Each Class</u>	<u>Number of Shares of Common Stock Outstanding</u>
Common Capital Stock, Php5 par value	216,055,775 shares as at December 31, 2014

11. Are any or all of these securities listed on the Philippine Stock Exchange?
Yes No
12. Check whether the registrant
- (a) has filed all reports required to be filed by Section 17 of the Securities Regulation Code and paragraph (2)(a) Rule 17 thereunder and Sections 26 and 141 of the Corporation Code of the Philippines during the preceding 12 months (or for such shorter period that the registrant was required to file such reports):
Yes No
- (b) has been subject to such filing requirements for the past 90 days.
Yes No
13. Aggregate market value of the voting stock held by non-affiliates:
Php641,685,651,750 (216,055,775 shares @ Php2,970.00 per share as at January 31, 2015)

TABLE OF CONTENTS

	<u>Page</u>
CERTAIN CONVENTIONS AND TERMS USED IN THIS ANNUAL REPORT	iii
PART I – BUSINESS AND GENERAL INFORMATION	1
Item 1. Description of Business	1
Overview	1
Business Groups	1
Historical Background	3
Recent Developments	3
Strategy	6
Subsidiaries	6
Products and Services, Rates and Revenues	14
Infrastructure	23
Wireless Network Infrastructure	23
Fixed Line Network Infrastructure	24
Interconnection Agreements	26
Licenses and Regulations	27
Competition	31
Competitive Strengths	33
Intellectual Property Rights	34
Major Suppliers	34
Governmental Regulations	34
Compliance with Environmental Laws	34
Employees and Labor Relations	35
Item 2. Description of Property	37
Item 3. Legal Proceedings	37
Matters Relating to Gamboa Case and the recent Jose M. Roy III Petition	38
Item 4. Submission of Matters to a Vote of Security Holders	39
PART II – OPERATIONAL AND FINANCIAL INFORMATION	39
Item 5. Market for Registrant’s Common Equity and Related Stockholder Matters	39
Market Information	39
Holders	40
Dividends	41
Item 6. Management’s Discussion and Analysis of Financial Condition and Results of Operations	41
Selected Financial Data and Key Performance Indicators	42
Results of Operations	46
Years Ended December 31, 2014 and 2013	46
Wireless	48
Fixed Line	56
Others	61
Years Ended December 31, 2013 and 2012	61
Wireless	64
Fixed Line	71
Others	77
Plans and Prospects	77
Liquidity and Capital Resources	78
Operating Activities	79
Investing Activities	79
Financing Activities	80
Contractual Obligations and Commercial Commitments	84
Quantitative and Qualitative Disclosures about Market Risks	84
Impact of Inflation and Changing Prices	84
Risks and Uncertainties	85
Item 7. Financial Statements	98
Item 8. Information on Independent Auditors and Other Related Matters	98
Independent Auditors’ Fees and Services	98
Changes in and Disagreements with Independent Auditors on Accounting and Financial Disclosure	98
PART III – CONTROL AND COMPENSATION INFORMATION	98
Item 9. Directors and Officers	98

	Terms of Office.....	106
	Family Relationships	106
	Legal Proceedings.....	106
	Audit, Governance and Nomination, Executive Compensation and Technology Strategy Committees	107
Item 10.	Executive Compensation and Stock Option Plan	110
	Executive Compensation	110
	Long-term Incentive Plan.....	111
Item 11.	Security Ownership of Certain Beneficial Owners, Directors and Key Officers.....	112
	Security Ownership of Certain Record and Beneficial Owners.....	112
	Change in Control	116
Item 12.	Certain Relationships and Related Party Transactions.....	116
	Related Party Transactions.....	116
PART IV – CORPORATE GOVERNANCE.....		117
Item 13.	Corporate Governance: Structure, Policies and Processes	117
PART V – EXHIBITS AND SCHEDULES.....		118
Item 14.	Exhibits and Reports on SEC Form 17-C.....	118
	Exhibits	118
	Reports on SEC Form 17-C (Current Reports).....	118

CERTAIN CONVENTIONS AND TERMS USED IN THIS ANNUAL REPORT

Unless the context indicates or otherwise requires, references to “we,” “us,” “our” or “PLDT Group” in this annual report mean Philippine Long Distance Telephone Company and its consolidated subsidiaries, and references to “PLDT” mean Philippine Long Distance Telephone Company, excluding consolidated subsidiaries.

Any discrepancies in any table between totals and the sums of the amounts listed are due to rounding.

In this annual report, each reference to:

- ACeS Philippines means ACeS Philippines Cellular Satellite Corporation, an 88.5%-owned subsidiary of PLDT;
- ADRs means American Depositary Receipts;
- ADSs means American Depositary Shares;
- AFCS means Automated Fare Collection System;
- AFCSI means Automated Fare Collection Systems, Inc., a 20%-owned subsidiary of Smart;
- AGS means ABM Global Solutions, Inc., a 99.8%-owned subsidiary of ePLDT;
- AGS Group means AGS and its subsidiaries;
- ARPU means average revenue per user;
- Bayan means Bayan Telecommunications, Inc.;
- BCC means Bonifacio Communications Corporation, a 75%-owned subsidiary of PLDT;
- Beacon means Beacon Electric Asset Holdings, Inc., 50%-owned by PCEV;
- Beta means Asia Outsourcing Beta Limited;
- BIR means Bureau of Internal Revenue;
- BPO means business process outsourcing;
- BSP means Bangko Sentral ng Pilipinas;
- BTFHI means BTF Holdings, Inc., a wholly-owned company of the PLDT Beneficial Trust Fund;
- BTS means base transceiver station;
- CBA means collective bargaining agreement;
- CEO means chief executive officer;
- CG Manual means PLDT Manual on Corporate Governance;
- Chikka means Chikka Holdings Limited, a wholly-owned subsidiary of Smart;
- Chikka Group means Chikka and its subsidiaries;
- Cignal TV means Cignal TV, Inc., a wholly-owned subsidiary of Satventures, Inc.;
- ClarkTel means PLDT Clark Telecom, Inc., a wholly-owned subsidiary of PLDT;
- CMTS means cellular mobile telephone system;
- CPCN means Certificate of Public Convenience and Necessity;
- CURE means Connectivity Unlimited Resource Enterprise, Inc., a wholly-owned subsidiary of PHC;
- DFON means domestic fiber optic network;
- Digitel means Digital Telecommunications Philippines, Inc., a 99.6%-owned subsidiary of PLDT;
- Digitel Group means Digitel and its subsidiaries;
- DMPI means Digitel Mobile Philippines, Inc., which owns the brand name *Sun Cellular* and is a wholly-owned subsidiary of Digitel;
- DSL means digital subscriber line;

- ECC means Executive Compensation Committee;
- ePDS means ePDS, Inc., a 67%-owned subsidiary of ePLDT;
- ePLDT means ePLDT, Inc., a wholly-owned subsidiary of PLDT;
- EPS means earnings per share;
- FECL means Far East Capital Limited, a wholly-owned subsidiary of Smart;
- First Pacific means First Pacific Company Limited;
- First Pacific Group means First Pacific and its Philippine affiliates;
- FP Parties means First Pacific and certain Philippine affiliates and wholly-owned non-Philippine subsidiary;
- FTTH means Fiber-to-the-Home;
- GAAP means generally accepted accounting principles;
- Globe means Globe Telecom, Inc.;
- GNC means Governance and Nomination Committee;
- GSM means global system for mobile communications;
- HB means House Bill;
- HSPA means high-speed packet access;
- I-Contacts means I-Contacts Corporation, a wholly-owned subsidiary of Smart;
- ICT means information and communications technology;
- IGF means international gateway facility;
- IP means internet protocol;
- IPCDSI means IP Converge Data Services, Inc., a wholly-owned subsidiary of ePLDT;
- ISP means internet service provider;
- JG Summit Group means JG Summit Holdings, Inc. and its affiliates;
- JGSHI means JG Summit Holdings, Inc.;
- LEC means local exchange carrier;
- LTE means long-term evolution;
- LTIP means long-term incentive plan;
- Maratel means PLDT-Maratel, Inc., a 98%-owned subsidiary of PLDT;
- MediaQuest means MediaQuest Holdings, Inc., a wholly-owned entity of the PLDT Beneficial Trust Fund;
- Meralco means Manila Electric Company;
- MIC means Mabuhay Investments Corporation (formerly Mabuhay Satellite Corporation), a 67%-owned subsidiary of PLDT;
- MPIC means Metro Pacific Investments Corporation, a subsidiary of First Pacific;
- MPRI means Metro Pacific Resources, Inc.;
- MVNO means mobile virtual network operations;
- NGN means Next Generation Network;
- NTC means the National Telecommunications Commission of the Philippines;
- NTT means Nippon Telegraph and Telephone Corporation;
- NTT Communications means NTT Communications Corporation, a wholly-owned subsidiary of NTT;

- NTT DOCOMO means NTT DOCOMO, Inc., a majority-owned and publicly traded subsidiary of NTT;
- NTTC-UK means NTT Communications Capital (UK) Ltd., a wholly-owned subsidiary of NTT Communications;
- NYSE means New York Stock Exchange;
- PAPTTELCO means Philippine Association of Private Telephone Companies, Inc.;
- PAS means Philippine Accounting Standards;
- PCEV means PLDT Communications and Energy Ventures, Inc., a 99.9%-owned subsidiary of Smart;
- PDRs means Philippine Depositary Receipts;
- PDSI means Primeworld Digital Systems, Inc., a wholly-owned subsidiary of Smart;
- PFRS means Philippine Financial Reporting Standards;
- PG1 means Pacific Global One Aviation Co., Inc., a 65%-owned subsidiary of PLDT;
- PGIC means Philippine Global Investments Corporation, a wholly-owned subsidiary of PLDT Global;
- PGIH means Philippine Global Investments Holdings, Inc. (formerly SPi Global Holdings, Inc.), a wholly-owned subsidiary of PLDT;
- PGNL means Pilipinas Global Network Limited, a 64.6%-owned subsidiary of PLDT;
- PHC means PH Communications Holdings Corporation, a wholly-owned subsidiary of Smart;
- PHIG means Philippine Internet Group, a joint venture agreement between PLDT and Rocket;
- Philcom means PLDT-Philcom, Inc., a wholly-owned subsidiary of PLDT;
- Philcom Group means Philcom and its subsidiaries;
- Philippine SEC means the Philippine Securities and Exchange Commission;
- Philweb means Philweb Corporation;
- PLDT Beneficial Trust Fund means the beneficial trust fund created by PLDT to pay the benefits under the PLDT Employees' Benefit Plan;
- PLDT Digital means PLDT Digital Investments Pte. Ltd., a wholly-owned subsidiary of PLDT;
- PLDT Global means PLDT Global Corporation, a wholly-owned subsidiary of PLDT;
- PLDT Online means PLDT Online Investments Pte. Ltd., a wholly-owned subsidiary of PLDT Digital;
- PLP means PLDT Landline Plus;
- PSE means the Philippine Stock Exchange, Inc.;
- PTIC means Philippine Telecommunications Investment Corporation;
- Satventures means Satventures, Inc., a wholly-owned subsidiary of MediaQuest;
- SBI means SmartBroadband, Inc., a wholly-owned subsidiary of Smart;
- SHPL means Smarthub Pte. Ltd., a wholly-owned subsidiary of Smart;
- SIM means Subscriber Identification Module;
- Smart means Smart Communications, Inc., a wholly-owned subsidiary of PLDT;
- SME means small and medium enterprises;
- SMI means Smart e-Money, Inc. (formerly Smart Hub, Inc.) a wholly-owned subsidiary of Smart;
- SMS means Short Messaging Service;
- SRF means Supervision and Regulation Fees;
- SubicTel means PLDT Subic Telecom, Inc., a wholly-owned subsidiary of PLDT;
- TSC means the Technology Strategy Committee;

- U.S. SEC means the United States Securities and Exchange Commission;
- VAS means Value-Added Service;
- VoIP means Voice over Internet Protocol;
- Voyager means Voyager Innovations, Inc., a wholly-owned subsidiary of Smart;
- VPN means virtual private network;
- W-CDMA means Wideband-Code Division Multiple Access;
- WiMAX means Worldwide Interoperability for Microwave Access; and
- Wolfpac means Wolfpac Mobile, Inc., a wholly-owned subsidiary of Smart.

PART I – BUSINESS AND GENERAL INFORMATION

Item 1. Description of Business

Overview

We are the leading telecommunications service provider in the Philippines. Through our three principal business segments (Wireless, Fixed Line and Others), we offer the largest and most diversified range of telecommunications services across the Philippines' most extensive fiber optic backbone and wireless, fixed line and satellite networks.

We are the leading fixed line service provider in the Philippines accounting for approximately 70% of the total reported fixed line subscribers nationwide as at December 31, 2014. Smart is the leading cellular service provider in the country, and together with the other PLDT Group cellular service provider, DMPI, account for approximately 61% of total reported cellular subscribers nationwide as at December 31, 2014. We have interests in the BPO sector, including the operation of our customer relationship management and knowledge processing solutions business. In December 2012, our Board of Directors authorized the sale of our BPO business and our BPO segment was classified as a discontinued operation. The sale was completed in April 2013 and US\$40 million was reinvested in the BPO business. See Item 1. "Description of Business – Sale of BPO Segment" for further discussion.

Our common shares are listed and traded on the PSE and our ADSs are listed and traded on the NYSE in the United States.

We had a market capitalization of approximately Php627,858 million as at December 31, 2014, representing one of the largest market capitalizations among Philippine-listed companies. We had total revenues of Php170,962 million and net income attributable to equity holders of PLDT of Php34,091 million for the year ended December 31, 2014.

We operate under the jurisdiction of the NTC, which jurisdiction extends, among other things, to approving major services that we offer and rates that we can charge.

Our principal executive offices are located at the Ramon Cojuangco Building, Makati Avenue, Makati City, Philippines and our telephone number is +(632) 816-8534. Our website address is www.pldt.com. The contents of our website are not a part of this annual report.

Business Groups

As at December 31, 2014, our chief operating decision maker, which we refer to as our Management Committee, categorized our business activities in three business units: Wireless, Fixed Line and Others. On December 4, 2012, our Board of Directors authorized the sale of our BPO segment, which was completed in April 2013. The results of operations of our BPO business for the four months ended April 30, 2013 and for the year ended December 31, 2012 have been presented as discontinued operations. See Item 1. "Description of Business – Recent Developments – Discontinued Operations", *Note 2 – Summary of Significant Accounting Policies – Discontinued Operations* and *Note 3 – Management's Use of Accounting Judgments, Estimates and Assumptions – Discontinued Operations* to the accompanying audited consolidated financial statements in Item 7. "Financial Statements" for further discussion.

Wireless

We provide cellular, wireless broadband, as well as satellite and other services through our wireless business, which contributed approximately 90% and 10% of our wireless service revenues, respectively, in 2014. In previous years, rapid growth in the cellular market resulted in a change in our revenue composition, with cellular service revenues surpassing fixed line revenues to become our largest revenues source. During 2014, however, the rate of growth in the cellular market has decreased. Wireless revenues contributed 64% of our total revenues in 2014 as compared to 65% and 66% for the years 2013 and 2012, respectively. Our cellular service revenues were 87% of our total wireless revenues, which include service and non-service revenues in 2014, 89% and 90% in 2013 and 2012, respectively.

Our cellular service, which accounted for approximately 90% of our wireless service revenues for the year ended December 31, 2014, is provided through Smart and DMPI with 69,857,060 total subscribers as at December 31, 2014 as compared to 70,045,627 total subscribers as at December 31, 2013, representing a combined market share of approximately 61% as at December 31, 2014 as compared to 64% as at December 31, 2013. Cellular penetration in the Philippines increased to approximately 114% as at December 31, 2014 from 108% as at December 31, 2013, and accounts for approximately 36 times the country's fixed line penetration, although the existence of subscribers owning multiple SIM cards results in this penetration rate being inflated to a certain extent.

Approximately 96% and 89% of Smart and *Sun Cellular* subscribers, respectively, as at December 31, 2014 were prepaid service subscribers. The predominance of prepaid service reflects one of the distinguishing characteristics of the Philippine cellular market, allowing us to increase and broaden our subscriber base without handset subsidies and reduce billing and administrative costs on a per-subscriber basis, as well as to control credit risk.

We have also retained our dominance in the postpaid service. Our combined Smart and *Sun Cellular* postpaid subscribers have increased by 16% or 387,571, to 2,765,488 in 2014, representing a market share of approximately 55%.

In 2014, the growth of smartphone users resulted in significant increase in our mobile internet revenues. On September 26, 2014, we launched our *Free Mobile* internet promo whereby subscribers can avail themselves of 30MB of data usage per day, enabling them to use their social networking sites, read news and entertainment sites, send and receive email, stream music through Spinnr (an online music portal), and shop online. The offer excludes the use of VoIP and messaging applications, as well as peer-to-peer file sharing applications. The promo was originally effective until February 5, 2015 but was extended until February 28, 2015, with video streaming made available during the extension period. Our mobile internet revenues, which are part of our cellular data services revenues, increased by Php3,111 million, or 63%, to Php8,079 million in 2014 from Php4,968 million in 2013. Our mobile internet revenues contributed 16% and 10% of our cellular data service revenues in 2014 and 2013, respectively. Text messaging, which remains popular in the Philippines, contributed 81% and 87% of our cellular data service revenues in 2014 and 2013, respectively.

Smart's cellular network is the most extensive in the Philippines, covering substantially all of Metropolitan Manila and most of the other major population centers in the Philippines. Its dual-band GSM network allows it to efficiently deploy high capacity 1800 Megahertz, or MHz, BTS in dense urban areas and deploy its 900 MHz BTS on a relatively more economical basis in potentially high growth, but less densely populated provincial areas. We have installed a third-generation, or 3G, network based on a W-CDMA technology and are currently upgrading our wireless broadband facilities. With 26,242 cellular/broadband base stations, which includes 11,083 active 4G/HSPA+/LTE base stations, as at December 31, 2014, our cellular network covers approximately 95% of all towns and municipalities in the Philippines.

DMPI is transforming its transmission backbone network from a linear architecture to a ring topology synergizing with the Smart network, which allows for greater redundancy to ensure service reliability and quality. Additionally, DMPI developed an advanced 3G network that is currently operational in various provinces nationwide. We believe DMPI has developed an advanced network infrastructure that is highly efficient and can be easily scaled to accommodate increased subscriber base for its 2G and 3G business and increased network traffic from "unlimited" plans offered to subscribers of *Sun Cellular*.

As at December 31, 2014, Smart and DMPI have completed their unified network project in Mindanao and a large part of the Visayas region. The network synergy has generated savings in terms of capex optimization, cost efficiencies and reductions in cost duplications, and is expected to further increase upon completion of the project in 2016.

Fixed Line

We are the leading provider of fixed line telecommunications services throughout the country, servicing retail, corporate and SME clients. Our fixed line business group offers local exchange, international long distance, national long distance, data and other network and miscellaneous services. We had 2,207,889 fixed line subscribers as at December 31, 2014, an increase of 138,470 from the 2,069,419 fixed line subscribers as at December 31, 2013, mainly due to higher net additions in 2014 compared with 2013. Total revenues from our fixed line was 36% of our total revenues for the year ended December 31, 2014, 35% and 34% in the years ended December 31, 2013 and 2012, respectively. National long distance revenues have been declining largely due to a drop in call volumes as a result of continued popularity of alternative means of communications such as texting, e-mailing and internet telephony. An increase in our data and other network service revenues in recent years have mitigated such decline to a certain extent. Recognizing the growth potential of data and other network services, we have put considerable emphasis on the development of new data-capable and IP-based networks.

Our 11,807-kilometer long DFON is complemented by an extensive digital microwave backbone network operated by Smart. This microwave network complements the higher capacity fiber optic networks and is vital in delivering reliable services to areas not covered by fixed terrestrial transport network. Our fixed line network reaches all of the major cities and municipalities in the Philippines, with a concentration in the Metropolitan Manila area. Our network offers the country's most extensive connections to international networks through two international gateway switching exchanges and various regional submarine cable systems in which we have economic interests.

See Item 1. "Description of Business – Infrastructure – Fixed Line Network Infrastructure" for further information on our fixed line infrastructure.

Others

Other business consists primarily of PCEV, an investment holding company which has a 22.48% interest in Meralco shares through its 49.96% equity interest in Beacon's outstanding common stock and preferred stock; PGIC, which owns an 18.24% economic interest in Beta, an investment holding company of SPI Technologies, Inc., or SPI, and its subsidiaries, or SPI Group, where we reinvested approximately US\$40 million of the proceeds from the sale of BPO in 2013; and PLDT Digital, an investment holding company, which owns a 6.1% equity interest in Rocket Internet AG, or Rocket, through its wholly-owned subsidiary, PLDT Online.

Historical Background

PLDT was incorporated under the old Corporation Law of the Philippines (Act 1459, as amended) on November 28, 1928 as Philippine Long Distance Telephone Company, following the merger of four telephone companies under common U.S. ownership. Under its Amended Articles of Incorporation, PLDT's corporate term is currently limited through 2028. In 1967, effective control of PLDT was sold by the General Telephone and Electronics Corporation, then a major shareholder since PLDT's incorporation, to a group of Filipino businessmen. In 1981, in furtherance of the then existing policy of the Philippine government to integrate the Philippine telecommunications industry, PLDT purchased substantially all of the assets and liabilities of the Republic Telephone Company, which at that time was the second largest telephone company in the Philippines. In 1998, the First Pacific Group acquired a significant interest in PLDT. On March 24, 2000, NTT Communications, through its wholly-owned subsidiary NTTC-UK, became PLDT's strategic partner with approximately 15% economic and voting interest in the issued and outstanding common stock of PLDT at that time. Simultaneous with NTT Communications' investment in PLDT, the latter acquired 100% of Smart. On March 14, 2006, NTT DOCOMO acquired from NTT Communications approximately 7% of PLDT's then outstanding common shares held by NTT Communications with NTT Communications retaining ownership of approximately 7% of PLDT's common shares. Since March 14, 2006, NTT DOCOMO has made additional purchases of shares of PLDT, and together with NTT Communications beneficially owned approximately 20% of PLDT's outstanding common stock as at December 31, 2014. NTT Communications and NTT DOCOMO are subsidiaries of NTT Holding Company. On February 28, 2007, Metro Pacific Asset Holdings, Inc., a Philippine affiliate of First Pacific, completed the acquisition of an approximately 46% interest in PTIC, a shareholder of PLDT. This investment in PTIC represented an attributable interest of approximately 6% of the then outstanding common shares of PLDT and thereby raised the First Pacific Group and its Philippine affiliates' beneficial ownership to approximately 28% of PLDT's outstanding common stock as at that date. Since then, First Pacific's beneficial ownership interest in PLDT decreased by approximately 2%, mainly due to the holders of Exchangeable Notes, which were issued in 2005 by a subsidiary of First Pacific and exchangeable into PLDT shares owned by First Pacific Group, who fully exchanged their notes. First Pacific Group and its Philippine affiliates had beneficial ownership of approximately 26% of PLDT's outstanding common stock as at December 31, 2014. See Item 11. "Security Ownership of Certain Beneficial Owners, Directors and Key Officers" for further discussion.

PLDT's original franchise was granted in 1928 and was last amended in 1991, extending its effectiveness until 2028 and broadening PLDT's franchise to permit PLDT to provide virtually every type of telecommunications service. PLDT's franchise covers the business of providing basic and enhanced telecommunications services in and between the provinces, cities and municipalities in the Philippines and between the Philippines and other countries and territories including mobile, cellular, wired or wireless telecommunications systems; fiber optics; multi-channel transmission distribution systems and their VAS (including but not limited to transmission of voice, data, facsimile, control signals, audio and video), information services bureau and all other telecommunications systems technologies presently available or that can be made available through technical advances or innovations in the future. Our subsidiaries, including Smart and DMPI, also maintain their own franchises with a different range of services and periods of legal effectiveness for their licenses.

On October 26, 2011, PLDT completed the acquisition of a controlling interest in Digitel from JGSHI and certain other seller-parties. As payment for the assets acquired from JGSHI, PLDT issued approximately 27.7 million common shares. In November 2011, JGSHI sold 5.81 million and 4.56 million PLDT shares to a Philippine affiliate of First Pacific and NTT DOCOMO, respectively, pursuant to separate option agreements that JGSHI had entered into with a Philippine affiliate of First Pacific and NTT DOCOMO, respectively. According to public filings, as at January 31, 2015, the JG Summit Group, First Pacific Group and its Philippine affiliates and NTT Group (NTT DOCOMO, together with NTT Communications) beneficially owned approximately 8%, 26% and 20% of PLDT's outstanding common shares, respectively.

On October 16, 2012, BTFHI subscribed for 150 million newly issued shares of Voting Preferred Stock of PLDT, or Voting Preferred Shares, at a subscription price of Php1.00 per share for a total subscription price of Php150 million pursuant to a subscription agreement dated October 15, 2012 between BTFHI and PLDT. As a result of the issuance of Voting Preferred Shares, the voting power of the NTT Group (NTT DOCOMO and NTT Communications), First Pacific Group and its Philippine affiliates, and JG Summit Group was reduced to 12%, 15% and 5%, respectively, as at December 31, 2014. See *Note 1 – Corporate Information* and *Note 27 – Provisions and Contingencies – Matters Relating to Gamboa Case and the recent Jose M. Roy III Petition* to the accompanying audited consolidated financial statements in Item 7. "Financial Statements" for further discussion.

Recent Developments

Investment in MePay Global

On January 6, 2015, PLDT, through Smart, entered into a joint venture agreement with Rocket, pursuant to which the two parties agreed to form MePay Global, of which each partner will hold a 50% equity interest. MePay Global is a joint venture for payment services with a focus on emerging markets. Smart will contribute the intellectual property, platforms and business operations of its market-leading mobile-first platform, SMI, a wholly-owned subsidiary of Smart, to the venture. Rocket will contribute, among other things, its participations in Paymill Holding

GmbH and Payleven Holding GmbH, two of the leading payment platforms for high growth, small-and-medium sized e-commerce businesses across Europe. Subject to the approval of the relevant authorities, this transaction is expected to be completed in the first quarter of 2015.

Investment in PHIG

On January 20, 2015, PLDT and Rocket entered into another joint venture agreement to further strengthen their existing partnership and to foster the development of internet-based businesses in the Philippines. PLDT, through Voyager Innovations, Inc., a wholly-owned subsidiary of Smart, and Asia Internet Holding S.à r.l., which is 50%-owned by Rocket, will become partners in PHIG.

PHIG will concentrate on creating and developing online businesses in the Philippines, leverage local market and business model insights, facilitate commercial, strategic and investment partnerships, enable local recruiting and sourcing, accelerate the rollout of online startups and drive the activities of high-growth companies which are already operating in the Philippines (such as Lamudi, Carmudi, Clickbus and Pricepanda), with plans to launch numerous new companies in the coming quarters.

PLDT will invest €30 million for a 33.33% ownership stake in PHIG and will have the option to increase its investment to 50%. Subject to the approval of the regulatory authorities, this transaction is expected to be completed in the first quarter of 2015.

Smart's Acquisition of Wifun, Inc., or Wifun

On November 18, 2014, Smart acquired an 86.96% equity interest in Wifun for a total cash consideration of Php70 million, of which Php35 million was paid in December 2014, Php6 million is payable in April 2015 and Php29 million is payable upon capital call of Wifun. Wifun was incorporated in the Philippines in 2013 and is engaged in the business of selling software solutions, telecommunications equipment and gadgets, and providing *WiFi* access.

Investment in mePay Operations Philippines, Inc., or mePay Ops

mePay Ops was incorporated in the Philippines on February 10, 2015 to market, sell and distribute payment solutions and other related services. mePay Ops is 60% and 40% owned by SMI and Smart, respectively, with an initial capitalization of Php1 million.

Sale of Healthcare Business by Asia Outsourcing Gamma Limited, or AOGL

On October 1, 2014, AOGL's healthcare business, which provides revenue cycle management, health information management and software solutions for independent and provider-owned physician practices, was sold to Conifer Health Solutions, America's leading provider of technology-enabled healthcare performance improvement services, for a total value of US\$235 million. AOGL is a wholly-owned subsidiary of Beta, which is, in turn, owned 80% by CVC Capital Partners, one of the world's leading private equity and investment advisory firms, and 20% by PLDT through its indirect subsidiary, PGIC. As a result of the sale, PGIC received a cash payment of US\$42 million from Beta.

PLDT's Additional Investment in PGNL

In September 2014, PLDT converted a receivable from PGNL amounting to US\$5.5 million as additional investment and infused additional cash amounting to US\$1.3 million thereby increasing its interest in PGNL from 60% to 64.6%.

PLDT Online's Investment in Rocket

On August 7, 2014, PLDT and Rocket entered into a global strategic partnership to drive the development of online and mobile payment solutions in emerging markets.

Pursuant to the terms of the investment agreement, PLDT invested €333 million, or Php19,577 million, in cash, for new shares equivalent to a 10% stake in Rocket as at August 2014. These new shares are of the same class and bear the same rights as the Rocket shares held by the current investors, as at the date of the agreement, namely: Investment AB Kinnevik and Access Industries, in addition to Global Founders GmbH (formerly: European Founders Fund GmbH). PLDT made the €333 million investment in two payments (one on September 8 and one on September 15, 2014), which it funded from available cash and new debt. In accordance with PLDT's right to appoint one member of Rocket's nine-person supervisory board, on August 22, 2014, PLDT's President and Chief Executive Officer, Napoleon L. Nazareno, was appointed to the supervisory board.

Concurrently with the investment, PLDT and Rocket agreed pursuant to a joint venture agreement to jointly develop mobile and online payments in emerging markets. The partnership will leverage PLDT's experience and intellectual property in mobile payments and remittance platforms, together with Rocket's global technology platform, to provide products and services for the "unbanked, uncarded and unconnected" population in emerging markets.

PLDT's investment terms reflect its long-term commitment to Rocket and its unique ability to combine PLDT's world-class mobile money expertise and resources with Rocket's global platform to develop future value-enhancing growth opportunities.

On August 21, 2014, PLDT assigned all its rights, titles and interests, as well as all of its obligations related to its investment in Rocket, to PLDT Online, an indirectly wholly-owned subsidiary of PLDT.

On October 1, 2014, Rocket announced the pricing of its initial public offering, or IPO, at €42.50 per share. On October 2, 2014, Rocket listed its shares on the Entry Standard of the Frankfurt Stock Exchange under the ticker symbol "RKET." PLDT's ownership stake in Rocket after the IPO was reduced to 6.6%. At the closing price of Rocket as at December 31, 2014 of €51.39 per share, the total market value of PLDT's stake in Rocket was €519 million or Php27,855 million. The unrealized gains of Php8,144 million as a result of the change in the fair value of Rocket shares as at December 31, 2014 was recognized in other comprehensive income in the "Net gains available-for-sale financial investments – net of tax" account in the accompanying audited consolidated financial statements. Total costs directly attributable to the acquisition of Rocket shares and recognized as part of investment cost amounted to Php134 million.

As at March 26, 2015, due to additional issuances of shares by Rocket, PLDT's ownership percentage in Rocket was reduced to 6.1%.

Rocket provides a platform for the rapid creation and scaling of consumer internet businesses outside the U.S. and China. Rocket has more than 20,000 employees in its network of companies across over 100 countries, with aggregated revenues in excess of €700 million in 2013. Its most prominent brands include leading Southeast Asian e-Commerce businesses, Zalora and Lazada, as well as fast growing brands with strong positions in their markets, such as Dafiti, Linio, Jumia, Namshi, Lamoda, Jabong, Westwing, Home24 and HelloFresh, in Latin America, Africa, Middle East, Russia, India and Europe. Financial technology and payments comprise Rocket's third sector where it anticipates numerous and significant growth opportunities.

Sale of Beacon's Meralco Shares to MPIC

On June 24, 2014, Beacon and MPIC entered into a Share Purchase Agreement to sell 56 million common shares, comprising an approximately 5% interest in Meralco to MPIC at a price of Php235.00 per share for an aggregate consideration of Php13,243 million. Based on the agreement, MPIC settled a portion of the consideration amounting to Php3,000 million immediately upon signing of the agreement and the balance was paid on February 27, 2015.

Upon completion of the sale, PCEV's effective interest in Meralco, through Beacon, was reduced to 22.48%, while MPIC's effective interest in Meralco, through its direct ownership of Meralco shares and through Beacon, increased to 27.48%. There is no change in the aggregate joint interest of MPIC and Beacon in Meralco which remains at 49.96%.

PCEV's Common Stock

On June 24, 2014, PCEV's Board of Directors approved a repurchase or buyback program of its common shares, which are owned by its remaining minority stockholders and offered for sale at a price of not more than Php100,000.00 per share. The buyback program was valid until December 31, 2014.

In 2014, the number of holders of PCEV common stock decreased to 97. Because the number of shareholders is less than 100, PCEV filed a petition to the Philippine SEC for the suspension of duty to file reports under Section 17 of the Philippine SEC Regulation Code on December 22, 2014. As at March 26, 2015, PCEV is still awaiting for the decision of the Philippine SEC.

PLDT's Acquisition of Additional Shares of PG1

On January 28, 2014, PLDT's Board of Directors approved the purchase of 37.5 million shares of PG1 owned by Jubilee Sky Limited, or JSL, which effectively increases PLDT's ownership in PG1 from 50% to 65%. The cash consideration for the shares purchased, which was completed on March 10, 2014, was Php23 million. Thus, PLDT gained control of PG1 and, therefore, PG1's financial statements were included in our consolidated financial statements effective March 10, 2014. See *Note 10 – Investments in Associates, Joint Ventures and Deposits – Investment in PG1* and *Note 14 – Business Combinations – PLDT's Additional Investment in PG1* to the accompanying audited consolidated financial statements in Item 7. "Financial Statements".

IPCDSI's Acquisition of Rack I.T. Data Center, Inc., or Rack IT

On January 28, 2014, IPCDSI and a third party entered into a sale and purchase agreement whereby the third party sold its 100% ownership in Rack IT to IPCDSI for a total purchase price of Php164 million, of which Php25 million was originally to be paid upon completion of certain closing conditions in May 2014. On May 28, 2014, ePLDT granted the request of the third party to extend the deadline of the completion of certain closing conditions to on or before December 31, 2014. On November 26, 2014, ePLDT granted an additional request of the third party to further extend the deadline for completion of the closing conditions to on or before March 31, 2015.

Rack IT was incorporated to engage in the business of providing data center services, encompassing all the information technology and facility-related components or activities that support the projects and operations of a data center. The Sucat Data Center, with rack capacity of 800, held its inauguration on December 3, 2014. Rack IT started commercial operations on February 20, 2015.

Strategy

The key elements of our business strategy are:

- *Build on our leading positions in the fixed line and wireless businesses.* We plan to continue building on our position as the leading fixed line and wireless service provider in the Philippines by continuing to launch new products and services to increase subscriber value and utilization of our existing facilities and equipment at reduced cost, and to increase our subscribers' use of our network for both voice and data, as well as their reliance on our services.
- *Capitalize on our strength as an integrated provider of telecommunications services.* We offer the broadest range of telecommunications services among all operators in the Philippines. We plan to capitalize on this position to maximize revenue opportunities by bundling and cross-selling our products and services, and by developing convergent products that feature the combined benefits of voice and data, fixed line, wireless, and other products and services, including media content, utilizing our network and business platforms.
- *Strengthen our leading position in the data and broadband market.* Leveraging on the inherent strengths of our fixed line and wireless businesses, we are committed to further develop our fastest growing business – broadband, data and other network services, including mobile internet. Consistent with our strategy of introducing innovative products and services using advanced technology, we continue to launch various products and services in the data and broadband market that deliver quality of experience according to different market needs, including data centers and cloud-related services.
- *Maintain a strong financial position and improve shareholder returns.* Following significant improvements in our financial position, we restored the payment of cash dividends to our common shareholders beginning in 2005 and were able to declare dividend payouts of approximately 100% of our core earnings for the seven consecutive years from 2007 to 2013 and approximately 90% of our core earnings for 2014. We plan to continue utilizing our free cash flows for the payment of cash dividends to common shareholders and investments in new growth areas. As part of our growth strategy, we have made and may continue to make acquisitions and investments in companies or businesses. We will continue to consider value-accretive investments in telecommunications as well as telco-related businesses such as those in media and content.

Subsidiaries

As part of our competitive and overall development strategy, we have made strategic acquisitions and investments to further enhance our ability to provide not only basic telephony but also a wide range of value-added and enhanced services, as well as advanced and bundled services.

Wireless

Smart

In March 2000, PLDT acquired Smart in an all-stock transaction. Smart, currently the market leader in the cellular business, was acquired to further strengthen the PLDT Group's market leadership in the telecommunications sector. Combined with PLDT's existing fixed line business, the investment resulted to revenue-generating enhancements as well as cost efficiencies for the PLDT Group.

Smart's Acquisition of PDSI

In May and October 2009, Smart acquired an aggregate of approximately 84 million shares, representing the total issued and outstanding capital stock of PDSI, for a total consideration of Php1,569 million. The acquisition was completed on two dates: (a) the first closing took place on May 14, 2009 and involved the acquisition of approximately 34 million shares representing 40% of the issued and outstanding shares of PDSI for a consideration of Php632 million; and (b) the second closing took place on October 2, 2009 and involved the acquisition of the remaining approximately 50 million shares representing 60% of the issued and outstanding shares of PDSI for a consideration of Php937 million.

Smart's Acquisition of Chikka

On December 18, 2009, Smart acquired 120 thousand common shares, representing 100% of the outstanding share capital of Chikka, a mobile applications development and services company, for a total consideration of US\$13.5 million, or Php629 million.

Divestment of CURE

On October 26, 2011, PLDT received the order issued by the NTC approving the application jointly filed by PLDT and Digitel for the sale and transfer of approximately 51.6% of the outstanding common stock of Digitel to PLDT. The approval of the application was subject to conditions which included the divestment by PLDT of CURE, in accordance with the divestment plan, as follows:

- CURE must sell its Red Mobile business to Smart consisting primarily of its subscriber base, brand and fixed assets; and
- Smart will sell all of its rights and interests in CURE whose remaining assets will consist of its congressional franchise, 10 MHz of 3G frequency in the 2100 band and related permits.

In compliance with the commitments in the divestment plan, CURE completed the sale and transfer of its Red Mobile business to Smart on June 30, 2012 for a total consideration of Php18 million through a series of transactions, which included: (a) the sale of CURE's Red Mobile trademark to Smart; (b) the transfer of CURE's existing Red Mobile subscriber base to Smart; and (c) the sale of CURE's fixed assets to Smart at net book value.

In a letter dated July 26, 2012, Smart informed the NTC that it has complied with the terms and conditions of the divestment plan as CURE had rearranged its assets, such that, except for assets necessary to pay off obligations due after June 30, 2012 and certain tax assets, CURE's only remaining assets as at June 30, 2012 were its congressional franchise, the 10 MHz of 3G frequency in the 2100 band and related permits.

In a letter dated September 10, 2012, Smart informed the NTC that the minimum Cost Recovery Amount, or CRA, to enable the PLDT Group to recover its investment in CURE, includes, among others, the total cost of equity investments in CURE, advances from Smart for operating requirements, advances from stockholders and associated funding costs. Smart also informed the NTC that the divestment will be undertaken through an auction sale of CURE's shares of stock to the winning bidder and submitted CURE's audited financial statements as at June 30, 2012 to the NTC. In a letter dated January 21, 2013, the NTC referred the computation of the CRA to the commissioners of the NTC. Smart sent a reply agreeing to the proposal and is awaiting advice from the NTC on the bidding and auction of the 3G license of CURE.

As at March 26, 2015, CURE is still waiting for NTC's advice on how to proceed with the planned divestment.

Automated Fare Collection System Project Awarded to AFCSI

In 2013, Smart, along with other conglomerates MPIC and Ayala, bid for the AFCS project of the DOTC and Light Rail Transit Authority. The project aims to upgrade the Light Rail Transit 1 and 2, and Metro Rail Transit ticketing systems by substantially speeding up payments, reducing queuing time and facilitating efficient passenger transfer to other rail lines. The AFCS Consortium led by MPIC and Ayala, composed of AC Infrastructure Holdings Corporation, BPI Card Finance Corporation, and Globe Telecom, Inc., for the Ayala Group, and MPIC, Meralco Financial Services Corporation, and Smart for the MPIC Group, bid for the AFCS Project and on January 30, 2014, received a Notice of Award from the DOTC declaring it as the winning bidder.

On February 10, 2014, the AFCSI, the joint venture company, was incorporated in the Philippines and registered with the Philippine SEC. As part of the agreement, Smart subscribed for 503 million shares equivalent to a 20% equity interest in AFCSI at a subscription price of Php1.00 per share. Of the total subscription price, Php300 million was paid by Smart and the remaining balance of Php203 million was unpaid as at December 31, 2014.

On June 30, 2014, MPIC and Ayala Group signed a ten-year concession agreement with the DOTC to build and implement the AFCS project.

On January 20, 2015, the Board of Directors of AFCSI approved an additional capital infusion of Php800 million to fund its expenditures to be paid on or before March 31, 2015 by the shareholders in proportion to their share subscriptions. Smart will contribute an additional Php160 million for its 20% share in AFCSI.

Smart's Acquisition of Wifun

On November 18, 2014, Smart acquired 86.96% equity interest in Wifun for a total cash consideration of Php70 million of which Php35 million was paid in December 2014, Php6 million is payable in April 2015 and Php29 million is payable upon capital call of Wifun. Wifun was incorporated in the Philippines in 2013 and is engaged in the business of selling software solutions, telecommunications equipment and gadgets, and providing *WiFi* access.

Investment in MePay Global

On January 6, 2015, PLDT, through Smart, entered into a joint venture agreement with Rocket, wherein the two parties agreed to form MePay Global, with each partner holding a 50% equity interest. MePay Global is a joint venture for payment services with a focus on emerging markets. PLDT will contribute the intellectual property, platforms and business operations of its market-leading mobile-first platform, Smart e-Money Inc., a wholly-owned subsidiary of Smart. Rocket will contribute, amongst others, its participations in Paymill Holding GmbH and Payleven Holding GmbH, two of the leading payment platforms for high growth, small-and-medium sized e-commerce businesses across Europe. Subject to the approval of the relevant authorities, this transaction is expected to be completed in the first quarter of 2015.

Investment in PHIG

On January 20, 2015, PLDT and Rocket entered into another joint venture agreement to further strengthen their existing partnership and to foster the development of internet-based businesses in the Philippines. PLDT, through Voyager and Asia Internet Holding S.à r.l., which is 50%-owned by Rocket, will become partners in PHIG.

PHIG will concentrate on creating and developing online businesses in the Philippines, leverage local market and business model insights, facilitate commercial, strategic and investment partnerships, enable local recruiting and sourcing, accelerate the rollout of online startups and drive the activities of high-growth companies which are already operating in the Philippines like Lamudi, Carmudi, Clickbus and Pricepanda, with plans to launch numerous new companies in the coming quarters.

PLDT will invest €30 million for a 33.33% stake and will have the option to increase its investment to 50%. Subject to the approval of the regulatory authorities, this transaction is expected to be completed in the first quarter of 2015.

DMPI

On September 18, 2001, Digitel established its wholly-owned subsidiary, DMPI, to provide wireless telecommunications services in the country. It offered the latest in GSM technology, provisioning voice services (local, national, international calling), messaging services (short text or multi-messaging), outbound and inbound international roaming, and VAS using *Sun Cellular's* navigational menu called *The Mall*. DMPI has operated its wireless services under the *Sun Cellular* brand since March 29, 2003. In relation to our acquisition of the Digitel Group, we agreed with the NTC that we will maintain *Sun Cellular* as a separate brand which will continue to offer unlimited services.

ACeS Philippines

ACeS Philippines currently owns approximately 36.99% of ACeS International Limited, or AIL. AIL provides satellite-based communications to users in the Asia-Pacific region through the ACeS System and ACeS Service. AIL has entered into interconnection agreements and roaming service agreements with PLDT and other major telecommunications operators that allow ACeS service subscribers to access GSM terrestrial cellular systems in addition to the ACeS System. Further, AIL has an amended Air Time Purchase Agreement, or ATPA, with National Service Providers in Asia, including PLDT.

As part of the consolidation process of the PLDT Group's wireless business, ACeS Philippines' operations have been integrated into Smart. This operational arrangement effectively gives Smart the widest service coverage in the Philippines through the combination of ACeS Philippines satellite phone service and Smart's cellular service.

Fixed Line

Digitel

Digitel was established on August 31, 1987 and is engaged to provide wireline services in the country.

On March 29, 2011, the Board of Directors of PLDT and JGSHI approved the acquisition by PLDT of JGSHI's and certain other seller-parties' ownership interest in Digitel, comprising of: (i) 3.28 billion common shares representing

approximately 51.6% of the issued common stock of Digitel; (ii) zero-coupon convertible bonds issued by Digitel and its subsidiary to JGSHI and its subsidiary, which are convertible into approximately 18.6 billion common shares of Digitel assuming a conversion date of June 30, 2011 and an exchange rate of Php43.405 per U.S. dollar; and (iii) intercompany advances made by JGSHI to Digitel in the total principal amount plus accrued interest of Php34.1 billion as at December 31, 2010, or the Enterprise Assets. Digitel operates a fixed line business in certain parts of the country and is the 100% owner of DMPI, which is engaged in the mobile telecommunications business and owns the brand *Sun Cellular*.

The consummation of the transaction was subject to our procurement of certain regulatory approvals, which were obtained on October 26, 2011, on the same date we completed the Digitel acquisition and began consolidating the results of operations of Digitel in our financial statements.

ClarkTel

ClarkTel was incorporated on January 28, 1997. It was previously a joint venture between PLDT, owning 60%, and Clark Development Corporation, or CDC, holding the remaining 40%. In August 1999, CDC ceded its 40% ownership interest in ClarkTel to PLDT, thus, making ClarkTel a wholly-owned subsidiary of PLDT. ClarkTel provides basic and enhanced telecommunications services within the Clark Special Economic Zone, or CSEZ, in Clark Field, Pampanga, and between the CSEZ and other cities and municipalities in the country as well as other countries and territories worldwide.

Maratel

In June 2001, PLDT acquired 2,439,060 common shares of Maratel, representing 92.3% of Maratel's issued and outstanding common stock, for a total consideration of Php451.3 million. In 2003, PLDT acquired an additional 134,237 common shares of Maratel for a consideration of Php1.3 million, thereby increasing PLDT's ownership interest in Maratel to 97.5%. Additional shares acquisition in 2006, 2007 and 2013 further increased PLDT's ownership in Maratel to 98.02%. Maratel, incorporated on August 10, 1951, is a franchised operator of telecommunications services in the province of Lanao del Norte and the cities of Iligan and Marawi. The acquisition of a controlling interest in Maratel has improved PLDT's existing coverage in Mindanao and strengthened its competitive position in the southern part of the country.

SubicTel

In June 1994, PLDT entered into a joint venture agreement with AT&T and the Subic Bay Metropolitan Authority, or SBMA, to form SubicTel. In November 1999, PLDT acquired SBMA's 20% ownership interest in SubicTel for a purchase price of Php180 million, increasing PLDT's stake in SubicTel from 40% to 60%. On February 16, 2001, PLDT also acquired AT&T's 40% stake in SubicTel for a consideration of US\$8 million. Consequently, SubicTel became a wholly-owned subsidiary of PLDT. SubicTel, incorporated on September 28, 1994, is now operating a state-of-the-art telecommunications system at the Subic Special Economic and Freeport Zone, a former U.S. naval base that is now home to various multinational companies.

BCC

In 2002 and 2003, PLDT entered into a separate Deed of Assignment of Subscription with Smart and Fort Bonifacio Development Corporation, or FBDC, where Smart and FBDC assigned, transferred and conveyed in favor of PLDT their total subscription to 750,000 common shares and 750,000 preferred shares of BCC and all their interest and rights therein for a total consideration of Php93 million. The assignment included a subscription payable of Php68 million. The shares represent 75% of the subscribed capital stock of BCC.

BCC was incorporated primarily to own, construct, establish, maintain, lease and otherwise operate, to the extent allowed by law, communication infrastructure and to provide related services, including but not limited to, VAS, within the Fort Bonifacio Global City and Villamor Air Base.

PLDT Global

PLDT Global, a wholly-owned subsidiary, was incorporated on December 15, 2000 in the British Virgin Islands to position PLDT as a full service global telecommunications player through a strategy of establishing presence in key countries with substantial Overseas Filipino Professionals or Workers. The following are the subsidiaries of PLDT Global:

- *PLDT (HK) Limited* is an External Fixed Telecommunications Network Services and Public Non-Exclusive Telecommunications Service license holder that offers wholesale termination, enterprise solutions and retail business. PLDT (HK) Limited has two wholly-owned subsidiaries, *PLDT 1528 Limited* and *PLDT Japan GK*. *PLDT 1528 Limited* offers MVNO services and remittance business in HK. *PLDT Japan GK* objects in operation of an MVNO offering data services and the related businesses;

- *PLDT (SG) Pte Limited* is a licensed service-based operator that provides wholesale voice services in Singapore. Its wholly-owned subsidiary, *PLDT (SG) Retail Service Pte Limited*, is a licensed MVNO that offers prepaid mobile services in Singapore;
- *PLDT (US) Limited* is a licensed international common carrier that provides a range of Private Line solutions to its enterprise customers. Its wholly-owned subsidiary, *PLDT (US) Mobility, LLC* offers prepaid mobile services in the USA;
- *PLDT Online, Inc.* is incorporated in the British Virgin Islands and specializes in selling wholesale and retail products and services through an online portal;
- *PLDT (UK) Limited* is a licensed public telephone carrier that specializes in prepaid mobile business and enterprise solutions;
- *PLDT Malaysia Sdn. Bhd.* is a licensed applications service provider in Malaysia. It is 51%-owned by PLDT Global and 49%-owned by Celcom Axiata Berhad. *PLDT Malaysia* is an MVNO which offers prepaid mobile retail products in Malaysia under the brand name *Smart Pinoy*; and.
- *PLDT Global Investments Corporation* was incorporated in the British Virgin Islands and specializes as an investment holding company.

Philcom

On January 2, 2009, PLDT signed a Debt Assignment Agreement with Premier Global Resources Corporation, or PGR, wherein PGR sold to PLDT, for a total consideration of Php340 million, all of the outstanding obligations of Philcom to suppliers, banks and other financial institutions, or the Philcom Lenders, which PGR had acquired from the Philcom Lenders.

On January 3, 2009, PLDT signed a Share Assignment Agreement with Philippine Global Communications, Inc. wherein the latter sold, transferred and conveyed in favor of PLDT its rights, title and interest in and to all of the outstanding shares of common stock in Philcom for a total consideration of Php75 million. The parties have filed the necessary application/petition for the approval of this transaction by the NTC.

The acquisition of Philcom allowed the PLDT Group to broaden its presence in Mindanao, where it already has operations carried out under Maratel and SBI. This expanded presence is expected to benefit not only the existing subscribers in the area, but will also provide the communities in the area with an opportunity to access improved telecommunications facilities.

ePLDT

ePLDT is engaged in information and communications technology businesses, focusing on enabling infrastructure and services for internet applications, IP-based solutions and multimedia content delivery.

ePLDT operates an internet data center under the brand name *VITRO™*. Granted by the Philippine Board of Investments pioneer status as an Internet Data Center, *VITRO™* provides colocation services, server hosting, hardware and software maintenance services, website development and maintenance services, webcasting and web-hosting, shared applications, data disaster recovery and business continuity services, intrusion detection and IP security services such as firewalls and managed firewalls.

On August 24, 2011, ePLDT acquired an additional 17% of the equity interest of ePDS from Quantum Solutions International Pte. Ltd., resulting in the increase of ePLDT's equity interest in ePDS from 50% to 67%.

ePLDT also currently holds equity interests in the following entities:

- a 100% interest in IPCDSI, which owns and operates two internet data centers in the country and provides enterprises with managed data services and cloud-based business solutions across a wide range of industries including IT solutions providers, gaming companies, e-learning and healthcare. IPCDSI is the country's first and only Salesforce.com Cloud Alliance Partner providing Salesforce CRM licenses and consulting services to businesses. In addition, IPCDSI is also the country's premier Google Enterprise Partner, allowing local organizations to adopt a cloud computing mindset and to ThinkOutCloud™; and
- a 99.8% equity interest in AGS, an e-procurement joint venture established together with six of the Philippines' leading conglomerates. AGS is also engaged in license sale, licenses maintenance, consulting service, application support, BPO agent revenue, eProcurement services, eSourcing services and training.

In April 2012, the Board of Directors of mySecureSign, Inc., or MSSSI, and ePLDT approved the plan of merger between MSSSI and ePLDT, with ePLDT as the surviving company, in order to realize economies in operation and achieve greater efficiency in the management of their business.

On October 12, 2012, ePLDT, IP Ventures, Inc. and IPVG Employees, Inc., entered into a Sale and Purchase Agreement whereby ePLDT acquired 100% of the issued and outstanding capital stock of IPCDSI and advances to IPCDSI for a total adjusted purchase price of Php693 million.

On April 8, 2014, ePLDT sold its 100% stake in iPlus through management buyout for a total consideration of Php42 million.

Others

PCEV's Investment in Beacon

On March 1, 2010, PCEV, MPIC and Beacon, entered into an Omnibus Agreement, or OA. Beacon was incorporated in the Philippines and organized with the sole purpose of holding the respective shareholdings of PCEV and MPIC in Meralco. Under the OA, PCEV and MPIC have agreed to set out their mutual agreement in respect of, among other matters, the capitalization, organization, conduct of business and the extent of their participation in the management of the affairs of Beacon. Beacon, PCEV and MPIC have also agreed on certain corporate governance matters, including Board composition, election of officers, shareholders' action, representation to the Meralco Board, nomination of the Meralco Board Committees, and nomination of Meralco officers.

Beacon is merely a special purpose vehicle created for the main purpose of holding and investing in Meralco using the same Meralco shares as collateral for funding such additional investment. The OA entered into by Beacon, PCEV and MPIC effectively delegates the decision making power of Beacon over the Meralco shares to PCEV and MPIC and that Beacon does not exercise any discretion over the vote to be taken in respect of the Meralco shares but is obligated to vote on the Meralco shares strictly in accordance with the instructions of PCEV and MPIC. Significant influence over the relevant financing and operating activities of Meralco is exercised at the respective Board of Directors of PCEV and MPIC.

PCEV accounts for its investment in Beacon as investment in joint venture since the OA establishes joint control over Beacon.

Beacon's Capitalization

Beacon's authorized capital stock of Php5,000 million consists of 3,000 million common shares with a par value of Php1.00 per share and 2,000 million preferred shares with a par value of Php1.00 per share. The preferred shares of Beacon are non-voting, not convertible to common shares or any shares of any class of Beacon and have no pre-emptive rights to subscribe to any share or convertible debt securities or warrants issued or sold by Beacon. The preferred shareholder is entitled to liquidation preference and yearly cumulative dividends at the rate of 7% of the issue value subject to: (a) availability of unrestricted retained earnings; and (b) dividend payment restrictions imposed by Beacon's bank creditors.

On March 30, 2010, MPIC subscribed to 1,157 million common shares of Beacon and approximately 801 million preferred shares of Beacon in consideration of: (1) the transfer of 164 million Meralco shares at a price of Php150.00 per share, or an aggregate amount of Php24,540 million; and (2) Php6,600 million in cash as further discussed in "Transfer of Meralco Shares to Beacon" section for further information.

PCEV likewise subscribed to 1,157 million common shares of Beacon on March 30, 2010 in consideration of the transfer of 154 million Meralco common shares at a price of Php150.00 per share, or an aggregate amount of Php23,130 million.

Transfer of Meralco Shares to Beacon

Alongside the subscription to the Beacon shares pursuant to the OA, Beacon purchased 154 million and 164 million Meralco common shares, or the Transferred Shares, from PCEV and MPIC, respectively, for a consideration of Php150.00 per share or a total of Php23,130 million for the PCEV Meralco shares and Php24,540 million for the MPIC Meralco shares. PCEV transferred the 154 million Meralco common shares to Beacon on May 12, 2010. The transfer of legal title to the Meralco shares was implemented through a special block sale/cross sale in the PSE.

PCEV recognized a deferred gain of Php8,047 million for the difference between the Php23,130 million transfer price of the Meralco shares to Beacon and the Php15,083 million carrying amount in PCEV's books of the Meralco shares transferred since the transfer was between entities with common shareholders. The deferred gain, presented as a reduction in PCEV's investment in Beacon common shares, will only be realized upon the disposal of the Meralco shares to a third party.

On October 25, 2011, PCEV transferred to Beacon its remaining investment in 68.8 million of Meralco's common shares for a total cash consideration of Php15,136 million. PCEV also subscribed to 1,199 million Beacon preferred shares of the same value. The transfer of the Meralco shares was implemented by a cross sale through the PSE.

Since the transactions involve entities with common shareholders, PCEV recognized a deferred gain on transfer of the Meralco shares amounting to Php8,145 million, equivalent to the difference between the Php15,136 million transfer price of the Meralco shares and the Php6,991 million carrying amount in PCEV's books of the Meralco shares transferred. The deferred gain was presented as an adjustment to the investment cost of the Beacon preferred shares in 2011. Similar to the deferred gain on the transfer of the 154.2 million Meralco shares, the deferred gain will only be realized upon the disposal of the Meralco shares to a third party.

PCEV's Additional Investment in Beacon

On January 20, 2012, PCEV subscribed to 135 million Beacon common shares for a total cash consideration of Php2,700 million. On the same date, MPIC also subscribed to 135 million Beacon common shares for a total cash consideration of Php2,700 million.

In November 2014, Beacon declared cash dividends on its common shareholders in the amount of Php6,000 million, in the aggregate, which was paid in February 2015. PCEV's share of the dividend was Php3,000 million, and was deducted from the carrying value of the investment in a joint venture as at December 31, 2014.

Sale of Beacon Preferred Shares to MPIC

On June 6, 2012, PCEV sold approximately 282 million of its investment in Beacon preferred shares to MPIC for a total cash consideration of Php3,563 million which took effect on June 29, 2012. Beacon preferred shares were sold to an entity not included in PLDT Group, PCEV realized a portion of the deferred gain, amounting to Php2,012 million, which was recorded when the underlying Meralco shares were transferred to Beacon.

Change in View and Purpose of Investment in Beacon Preferred Shares

On October 30, 2013, PCEV's Board of Directors approved the change in view and purpose of investment in Beacon preferred shares, from investment available-for-sale financial investments to strategic investment which PCEV intends to hold on to in the long-term, similar to its investment in common shares. As a result, the investment in Beacon preferred shares was reclassified from available-for-sale financial investments to investment in a joint venture (both are noncurrent assets). The carrying value of PCEV's investment in Beacon preferred shares amounted to Php7,268 million and Php6,250 million as at December 31, 2014 and 2013, respectively, (net of deferred gain of Php5,520 million and Php6,133 million as at December 31, 2014 and 2013, respectively).

In March 2014, Beacon declared 7% cumulative preferred dividend on its preferred shareholders in the amount of Php810 million. PCEV's share in the dividend declared by Beacon of Php405 million was received in May 2014 and was deducted from the carrying value of the investment in a joint venture as at December 31, 2014.

The carrying value of PCEV's investment in Beacon, representing 50% of Beacon's common shares outstanding, was Php21,895 million and Php23,375 million as at December 31, 2014 and 2013, respectively.

Investment of PGIC in Beta

On February 5, 2013, PLDT entered into a Subscription and Shareholders' Agreement with Asia Outsourcing Alpha Limited, or Alpha, and Beta, wherein PLDT, through its indirect subsidiary PGIC, acquired from Alpha approximately 20% equity interest in Beta for a total cost of approximately US\$40 million, which consists of preferred shares of US\$39.8 million and ordinary shares of US\$0.2 million. On various dates in 2013 and 2014, PGIC transferred a total of 85 ordinary shares and 31,426 preferred shares to certain employees of Beta for a total consideration of US\$53 thousand. The equity interest of PGIC in Beta remained at 20% after the transfer with economic interest of 18.32%.

Alpha and Beta are both exempted limited liability companies incorporated under the laws of Cayman Islands and are both controlled by CVC. Beta has been designated to be the holding company of the SPi Group.

On October 1, 2014, AOGL's healthcare business, which provides revenue cycle management, health information management and software solutions for independent and provider-owned physician practices, was sold to Conifer Health Solutions, America's leading provider of technology-enabled healthcare performance improvement services, for a total value of US\$235 million. AOGL is a wholly-owned subsidiary of Beta. As a result of the sale, PGIC received a cash distribution of US\$42 million from Beta.

PGIC is a wholly-owned subsidiary of PLDT Global, which was incorporated under the laws of British Virgin Islands.

PLDT Online's Investment in Rocket

On August 7, 2014, PLDT and Rocket entered into a global strategic partnership to drive the development of online and mobile payment solutions in emerging markets.

Pursuant to the terms of the investment agreement, PLDT invested €333 million, or Php19,577 million, in cash, for new shares equivalent to a 10% stake in Rocket as at August 2014. These new shares are of the same class and bear the same rights as the Rocket shares held by the current investors, as at the date of the agreement, namely: Investment AB Kinnevik and Access Industries, in addition to Global Founders GmbH (formerly: European Founders Fund GmbH). PLDT made the €333 million investment in two payments (one on September 8 and one on September 15, 2014), which it funded from available cash and new debt. In accordance with PLDT's right to appoint one member of Rocket's nine-person supervisory board, on August 22, 2014, PLDT's President and Chief Executive Officer, Napoleon L. Nazareno, was appointed to the supervisory board.

Concurrently with the investment, PLDT and Rocket agreed pursuant to a joint venture agreement to jointly develop mobile and online payments in emerging markets. The partnership will leverage PLDT's experience and intellectual property in mobile payments and remittance platforms, together with Rocket's global technology platform, to provide products and services for the "unbanked, uncarded and unconnected" population in emerging markets.

PLDT's investment terms reflect its long-term commitment to Rocket and its unique ability to combine PLDT's world-class mobile money expertise and resources with Rocket's global platform to develop future value-enhancing growth opportunities.

On August 21, 2014, PLDT assigned all its rights, titles and interests, as well as all of its obligations related to its investment in Rocket, to PLDT Online, an indirectly wholly-owned subsidiary of PLDT.

On October 1, 2014, Rocket announced the pricing of its initial public offering, or IPO, at €42.50 per share. On October 2, 2014, Rocket listed its shares on the Entry Standard of the Frankfurt Stock Exchange under the ticker symbol "RKET." PLDT's ownership stake in Rocket after the IPO was reduced to 6.6%. At the closing price of Rocket as at December 31, 2014 of €51.39 per share, the total market value of PLDT's stake in Rocket was €519 million or Php27,855 million. The unrealized gains of Php8,144 million as a result of the change in the fair value of Rocket shares as at December 31, 2014 was recognized in other comprehensive income in the "Net gains available-for-sale financial investments – net of tax" account in the accompanying audited consolidated financial statements. Total costs directly attributable to the acquisition of Rocket shares and recognized as part of investment cost amounted to Php134 million.

As at March 26, 2015, due to additional issuances of shares by Rocket, PLDT's ownership percentage in Rocket was reduced to 6.1%.

Rocket provides a platform for the rapid creation and scaling of consumer internet businesses outside the U.S. and China. Rocket has more than 20,000 employees in its network of companies across over 100 countries, with aggregated revenues in excess of €700 million in 2013. Its most prominent brands include leading Southeast Asian e-Commerce businesses, Zalora and Lazada, as well as fast growing brands with strong positions in their markets, such as Dafiti, Linio, Jumia, Namshi, Lamoda, Jabong, Westwing, Home24 and HelloFresh, in Latin America, Africa, Middle East, Russia, India and Europe. Financial technology and payments comprise Rocket's third sector where it anticipates numerous and significant growth opportunities.

Investment in PDRs of MediaQuest

In 2012, ePLDT made deposits totaling Php6 billion to MediaQuest, an entity wholly-owned by the PLDT Beneficial Trust Fund, for the issuance of PDRs by MediaQuest in relation to its indirect interest in Cignal TV. Cignal TV is a wholly-owned subsidiary of Satventures, which is a wholly-owned subsidiary of MediaQuest. The Cignal TV PDRs confer an economic interest in common shares of Cignal TV indirectly owned by MediaQuest, and when issued, will provide ePLDT with a 40% economic interest in Cignal TV. Cignal TV operates a direct-to-home, or DTH, Pay-TV business under the brand name "Cignal TV", which is the largest DTH Pay-TV operator in the Philippines with 844 thousand net subscribers as at December 31, 2014.

On March 5, 2013, PLDT's Board of Directors approved two further investments in additional PDRs of MediaQuest:

- a Php3.6 billion investment by ePLDT in PDRs to be issued by MediaQuest in relation to its interest in Satventures. The Satventures PDRs confer an economic interest in common shares of Satventures owned by MediaQuest, and when issued, will provide ePLDT with a 40% economic interest in Satventures; and
- a Php1.95 billion investment by ePLDT in PDRs to be issued by MediaQuest in relation to its interest in Hastings Holdings, Inc., or Hastings. The Hastings PDRs confer an economic interest in common shares of Hastings owned by MediaQuest, and when issued, will provide ePLDT with a 100% economic interest in Hastings. Hastings is a wholly-owned subsidiary of MediaQuest and holds all the print-related investments of MediaQuest, including equity interests in three leading newspapers:

The Philippine Star, the Philippine Daily Inquirer, and Business World.

The Php6 billion Cignal TV PDRs and Php3.6 billion Satventures PDRs were issued on September 27, 2013. These PDRs provided ePLDT an aggregate of 64% economic interest in Cignal TV.

On March 4, 2014, PLDT's Board of Directors approved an additional investment of up to Php500 million in Hastings PDRs to be issued by MediaQuest, which will increase ePLDT's investment in Hastings PDRs from Php1.95 billion to Php2.45 billion representing a 60% economic interest in Hastings.

On March 11, 2014, MediaQuest received from ePLDT an amount aggregating to Php300 million representing deposits for future PDRs subscriptions.

ePLDT's deposit for future Hastings PDRs subscription amounted to Php2,250 million and Php1,950 million as at December 31, 2014 and 2013, respectively.

As at March 26, 2015, the Hastings PDRs have not yet been issued.

The PLDT Group's financial investment in PDRs of MediaQuest is part of the PLDT Group's overall strategy of broadening its distribution platforms and increasing the Group's ability to deliver multi-media content to its customers across the Group's broadband and mobile networks.

See Note 2 – Summary of Significant Accounting Policies, Note 3 – Management's Use of Accounting Judgments, Estimates and Assumptions, Note 10 – Investments in Associates, Joint Ventures and Deposits, Note 25 – Related Party Transactions, Note 26 – Employee Benefits and Note 28 – Financial Assets and Liabilities to the accompanying audited consolidated financial statements in Item 7. "Financial Statements" for further discussion of our subsidiaries.

Products and Services, Rates and Revenues

Wireless

We provide cellular, wireless broadband, satellite and other services through our wireless business.

Cellular Service

Overview

Our cellular business, which we provide through Smart and DMPI to almost 70 million subscribers as at December 31, 2014, approximately 96% of whom are prepaid subscribers, focuses on providing wireless voice communications and wireless data communications (primarily through text messaging, but also through a variety of VAS and mobile broadband). As a condition of our acquisition of a controlling interest in Digitel, we have agreed with the NTC that we will divest the congressional franchise, spectrum and related permits held by CURE following the migration of CURE's Red Mobile subscriber base to Smart. See Note 2 – Summary of Significant Accounting Policies – Divestment of CURE to the accompanying audited consolidated financial statements in Item 7. "Financial Statements" for further discussion.

The following table summarizes key measures of our cellular business as at and for the years ended December 31, 2014, 2013 and 2012:

	December 31,		
	2014	2013	2012
Systemwide cellular subscriber base	69,857,060	70,045,627	69,866,458
Prepaid	67,091,612	67,667,750	67,611,537
Smart Prepaid	24,877,144	24,608,687	25,061,453
Talk 'N Text	28,149,360	29,485,017	28,445,053
Sun Cellular	14,065,108	13,574,046	14,105,031
Postpaid	2,765,448	2,377,877	2,254,921
Smart	1,040,221	889,696	683,480
Sun Cellular	1,725,227	1,488,181	1,571,441
Growth rate of cellular subscribers			
Prepaid			
Smart Prepaid	1%	(2%)	(11%)
Talk 'N Text	(5%)	4%	39%
Sun Cellular	4%	(4%)	6%
Postpaid			
Smart	17%	30%	18%
Sun Cellular	16%	(5%)	16%
Cellular revenues (in millions)	Php103,836	Php105,875	Php103,604
Voice	50,640	51,384	49,627
Data	50,137	52,258	51,415
Others	3,059	2,233	2,562
Percentage of cellular revenues to total wireless service revenues	90%	91%	91%
Percentage of cellular revenues to total service revenues	58%	59%	60%

Smart markets nationwide cellular communications services under the brand names *Smart Prepaid*, *Talk 'N Text*, *Smart Postpaid* and *Smart Infinity*. *Smart Prepaid* and *Talk 'N Text* are prepaid services while *Smart Postpaid* and *Smart Infinity* are postpaid services, which are all provided through Smart's digital network. With the acquisition of a majority interest in the Digitel Group on October 26, 2011, we offer prepaid and postpaid services under the brand name *Sun Cellular*.

Smart, together with *Talk 'N Text* and *Sun Cellular*, has focused on segmenting the market by offering sector-specific, value-driven packages for its subscribers. These include load buckets which provide a fixed number of messages with prescribed validity periods and call packages which allow a fixed number of calls of preset duration. Starting out as within network packages, Smart's buckets now also offer voice, text and hybrid bundles available to all networks. Smart also provides packages with unlimited voice, text, data, and combinations thereof, denominations of which depend on the duration and nature of the unlimited packages.

Among the many popular bucket variants of Smart prepaid is the *Unli Call and Text 25* where subscribers can enjoy unlimited calls to Smart and *Talk 'N Text*, unlimited texts to Smart, *Talk 'N Text* and *Sun Cellular*, plus free 50 all network texts with 15MB of mobile internet data and additionally, unlimited Facebook access valid for one day. In addition, for as low as Php10, Smart Prepaid subscribers can get 75 all network texts, and 5MB of mobile internet data which is valid for one day.

Sun Cellular offers its *Call and Text Unlimited* products, which allow Sun Prepaid subscribers to enjoy 24 hours of *Sun-to-Sun* voice calls and all network texts and unlimited Facebook access for as low as Php25 per day. *Sun Cellular's Text Unlimited* products offer unlimited *Sun-to-Sun* SMS with free ten minutes of voice calls to Sun, Smart and *Talk 'N Text* plus ten minutes of mobile internet for as low as Php10 per day. *Sun Cellular* also offers *Call and Text* combo which allows subscribers to send 50 *Sun-to-Sun* SMS and 50 SMS to other networks along with ten minutes of calls to Sun, Smart and *Talk 'N Text* voice calls and ten minutes of mobile internet for only Php10, valid for one day.

Sun Cellular also offers *Sun Trio Loads*, which comes with unlimited texts to Sun, Smart and *Talk 'N Text* bundled with unlimited Facebook access for only Php20, valid for two days.

Postpaid subscribers have similar options depending on their monthly subscription plans. Smart offers *Smart All-in Plans*, which enable subscribers to choose from Smart's different services, such as unlimited call, text, or mobile browsing, all charged within the subscriber's monthly service fee.

Smart also offers the *Smart Unli Postpaid Plan 599* which includes unlimited calls to Smart subscribers and unlimited texts to Smart, *Talk 'N Text* and *Sun Cellular* subscribers plus 200MB of data and a *Spinrr* VIP subscription valid for 30 days.

Sun Cellular postpaid plans offer a variety of services to cater to the emerging needs of the subscribers at affordable prices. *Sundroid Rush Plans* starting from Php450 per month come with a free Android handset and tablet that allows subscribers to enjoy unlimited *Sun Calls and Texts*, 250 free texts to other networks and 20 hours of mobile internet. *Sun Cellular* also offers international direct dialing, or IDD, plans which allows subscribers to make international calls and send SMS to selected countries for as low as Php1.50 per minute of voice call or per SMS. The IDD plans also come with a free Android handset along with free calls and SMS, depending on the plan.

Voice Services

Cellular voice services comprise all voice traffic and voice VAS such as voice mail and international roaming. Voice services remain a significant contributor to wireless revenues, generating a total of Php50,640 million, Php51,384 million and Php49,627 million, or 49%, 49% and 48% of cellular service revenues in 2014, 2013 and 2012, respectively. Local calls continue to dominate outbound traffic constituting 92% of all our cellular minutes. Domestic inbound and outbound calls totaled 49,525 million minutes in 2014, a decrease of 1,979 million minutes, or 4%, as compared with 51,504 million minutes in 2013 primarily due to lower unlimited and standard voice traffic, partially offset by higher domestic voice revenues. International inbound and outbound calls totaled 3,241 million minutes in 2014, a decrease of 599 million minutes, or 16%, as compared with 3,840 million minutes in 2013. The ratio of inbound-to-outbound international long distance minutes was 5.9:1 for 2014.

Data Services

Cellular revenues from data services include all text messaging-related services and mobile internet, as well as, VAS.

The Philippine cellular market is one of the most text messaging-intensive markets in the world, with more than a billion text messages sent per day. Text messaging is extremely popular in the Philippines, particularly on the prepaid platform, as it provides a convenient and inexpensive alternative to voice and e-mail based communications. However, the increased preference of communication through various mobile applications, social networking sites and other over-the-top, or OTT, services has provided a vast selection of communication tools.

Cellular revenues from data services decreased by Php2,121 million, or 4%, to Php50,137 million in 2014 from Php52,258 million in 2013 primarily due to lower text messaging and VAS revenues, partially offset by higher mobile internet revenues. In 2014, Smart's and DMPI's text messaging system handled 32,155 million outbound messages on standard SMS services and 389,321 million messages generated by bucket-priced text services.

Revenues from mobile internet includes web-based services such as mobile internet browsing and video streaming, net of allocated discounts and content provider costs. Mobile internet revenues increased by Php3,111 million, or 63%, to Php8,079 million in 2014 from Php4,968 million in 2013.

Smart and DMPI offer the following VAS:

- *Pasa Load/Give-a-load*, which includes revenues from *Pasa Load* and *Dial*SOS*, net of allocated discounts. *Pasa Load/Give-a-load* is a service which allows prepaid and postpaid subscribers to transfer small denominations of air time credits to other prepaid subscribers. *Dial*SOS* allows Smart prepaid subscribers to borrow Php4 of load (three Smart-to-Smart texts plus Php1 air time) from Smart which will be deducted upon their next top-up;
- *SMS-based*, which includes revenues from info-on-demand and voice text services, net of allocated discounts and content provider costs;
- *MMS-based*, which includes revenues from point-to-point multimedia messaging system, or MMS, and content download services, such as ringtone, logo or music downloads, net of allocated discounts and content provider costs; and
- Financial services, which include revenues from Smart Money Clicks via Smart Menu and mobile banking. Smart Money Clicks includes the following services: balance inquiry, re-load prepaid accounts, bills payment, card management and internet purchases.

Mobile internet browsing has shown significant growth as a result of the popularity of social networking and the affordability of smartphones. Our current approach is to continue maximizing our 3G network services while upgrading our network to fourth generation, or 4G, LTE. We aim to encourage sustained growth in mobile internet browsing by offering free internet access to mobile subscribers. Our "Free Internet" promo was launched in September 2014 and was offered until the end of February 2015.

Rates

Our current policy is to recognize a prepaid subscriber as "active" only when the subscriber activates and uses the SIM card and has outbound call, text or data activity. A prepaid cellular subscriber is considered inactive if the subscriber does not reload within 120 days after the full usage or expiry of the last reload.

Smart Prepaid and *Talk 'N Text* call and text prepaid cards are sold in denominations of Php100, Php300 and Php500. The Php300 and Php500 cards include 33 and 83 free text messages, respectively. The stored value of a prepaid card remains valid for a period ranging from 30 days to 120 days depending on the denomination of the card, with larger denominations having longer validity periods from the time a subscriber activates the card. We launch from time to time promotions with shorter validity periods. The introduction of electronic loading facility, *Smart Load*, made reloading of air time credits more convenient and accessible to consumers. *Smart Load's* over-the-air reloads have evolved to respond to market needs and now come in various denominations ranging from Php10 to Php1,000 with corresponding expiration periods. The introduction of *Smart Load* was followed by *Pasa Load*, a derivative service, allowing prepaid and postpaid subscribers to transfer even smaller denominations to other prepaid subscribers. Since 2005, Smart has offered fixed rate or "bucket" packages as a means of driving subscriber activations and stimulating usage. These bucket packages, which offer a fixed number of text messages or call minutes for a limited validity period, have proven to be popular with subscribers. Smart also offers unlimited voice and text packages under its various brands in order to be competitive and maintain industry leadership. Both bucket packages, and unlimited voice and text packages accounted for 45% of our cellular service revenues in 2014.

Smart Prepaid subscribers are charged Php6.50 per minute for calls to *Smart Prepaid* and *Talk 'N Text* subscribers and Php7.50 per minute terminating to other cellular or fixed line networks. *Talk 'N Text* calls to *Talk 'N Text* subscribers are charged Php5.50 per minute while calls to *Smart Prepaid* and other cellular fixed line subscribers are charged Php6.50 per minute.

Sun Cellular has continued to offer its range of "unlimited" products and further introduced special product promotions. *Sun Cellular* introduced an enhanced version of its flagship *Call and Text Unlimited* services, which now includes unlimited tri-net calls and texts to all networks. For example, the Php100 denomination is valid for five days with unlimited tri-net calls and all-network texts plus unlimited Facebook access. There are also the following variants with longer validity periods and more free inclusions: Php150 provides *Sun Call & Text Unlimited* for 7 days with Php25 regular load and unlimited Facebook access, while Php450 is valid for 30 days and includes Php50 regular load and unlimited Facebook access. Recently, *Sun Cellular* launched *Sun Power Text Unlimited 200* which gives subscribers 30 days of unlimited *Sun* texts, four hours of *Sun-to-Sun* calls and 1,000 texts to other

networks.

Smart offers *All In*, *Unli Voice and Text*, and *Unli Data* postpaid plans with monthly service fees ranging from Php349 to Php3,000 for *Smart Postpaid* and from Php3,500 to Php8,000 for *Smart Infinity* plans. These plans are allocated with free calls, texts and data, and different rates in excess of allocation, depending on the monthly plan.

Sun Cellular offers postpaid services that enable subscribers to call, text and browse the internet wirelessly through postpaid plans with varying monthly service fees ranging from Php199 to Php3,500. *Sun Cellular* subscribers not availing of any *Call and Text Unlimited* service are charged Php5.50 per minute for calls to other *Sun Cellular* subscribers and Php6.50 to other networks. Local national direct dialing, or NDD, calls are likewise charged at Php10.00 per minute.

Smart subscribers pay an international direct dialing rate of US\$0.40 per minute. This rate applies to most destinations, including the United States, Hong Kong, Japan, Singapore, the United Kingdom and the United Arab Emirates. Smart charges US\$0.98 per minute for 27 other destinations and US\$2.18 per minute for another ten destinations. Smart subscribers also have the option of calling at more affordable rates, even for as low as Php2.50 per minute, through *Smart Sullit IDD* reloadable card.

Sun Cellular offers an IDD rate of US\$0.30 per minute to Japan, Saudi Arabia, United Arab Emirates, Australia, United Kingdom, Italy, Germany, Spain and over 100 other countries. Subscribers can also opt to avail themselves of any of *Sun Cellular's* various promos, where the international calling rate is as low as Php1.50 per minute.

Distribution and Discounts

We sell our cellular services primarily through a network of independent dealers and distributors that generally have their own retail networks, direct sales forces and sub-dealers. We currently have 30 exclusive regional and 151 exclusive provincial distributors, and 118 key account dealers, 14 of which are exclusive. These dealers include major distributors of cellular handsets and broadband modems whose main focus is telecommunications outlets. Account managers from our sales force manage the distribution network and regularly update these business partners on upcoming marketing strategies, promotional campaigns and new products. With the introduction of *Smart Load*, Smart moved into a new realm of distribution. These over-the-air reloads, which were based on the "sachet" marketing concept of consumer goods, such as shampoo and ketchup, required a distribution network that approximates those of fast-moving consumer goods companies. *Sun Cellular* also offers over-the-air reloads through Sun's *Xpress Load*. Starting with just 50,000 outlets when it was launched, our distribution network now encompasses approximately 1.55 million retailers with Smart and *Sun Cellular* combined. These retailers must be affiliated with one of Smart's and *Sun Cellular's* authorized dealers, distributors, sub-dealers or agents. With the prepaid reloading distribution network now extended to corner store and individual retailer levels and minimum reloading denominations as low as Php10, Smart's prepaid service became more affordable and accessible to subscribers.

For prepaid services, we grant discounts to dealers for prepaid phone kits, modems, call and text cards and over-the-air reloads sold. Smart compensates dealers with Php45 to Php1,000 in cash discounts per unit depending on the price of the prepaid phone kit sold, whereas *Sun Cellular's* cash discount of Php40 to Php220 varies based on the prepaid phone kit sold. Call and text cards and over-the-air reloads are sold at an average discount of approximately 8% and 9%, respectively for both Smart and *Sun Cellular*. Call and text cards cannot be returned or refunded and normally expire within 12 months after release from the Smart warehouse. The same policy is being applied by *Sun Cellular*.

Wireless Broadband, Satellite and Other Services

Overview

We currently provide wireless broadband, satellite and other services through SBI, DMPi and PDSI, our wireless broadband service providers; Chikka Group, our wireless content operator; ACeS Philippines, our satellite operator; and MVNO services from PLDT Global.

The following table shows information of our wireless broadband revenues and subscriber base as at and for the years ended December 31, 2014, 2013 and 2012:

	December 31,		
	2014	2013	2012
Wireless Broadband Revenues	Php10,019	Php9,432	Php8,606
Prepaid	3,173	2,823	2,467
Postpaid	6,846	6,609	6,139
Wireless Broadband Subscribers	2,986,146	2,453,826	2,359,024
Prepaid	2,142,566	1,669,618	1,587,160
Smart	1,795,039	1,359,862	1,231,092
Sun	347,527	309,756	356,068
Postpaid	843,580	784,208	771,864
Smart	514,327	549,347	495,802
Sun	329,253	234,861	276,062
Percentage of wireless broadband revenues to total wireless service revenues	9%	8%	8%
Percentage of wireless broadband revenues to total service revenues	6%	5%	5%

SBI

SBI offers *SmartBro*, a wireless broadband and data service being offered to residential consumers as well as small and medium-scale enterprises in the Philippines through the following technologies: 3G HSPA, 4G HSPA+, LTE, broadband-enabled base stations and WiMAX. SBI also offers *HOMEBro*, a fixed wireless broadband service being offered under PLDT's *Home* megabrand. *HOMEBro* fixed wireless broadband service is powered either via a link to Smart's wireless broadband-enabled base stations which allows subscribers to connect to the internet using an outdoor antenna installed in the subscriber's home or via Smart's WiMAX network. SBI's wireless broadband revenue contribution increased by Php533 million, or 7%, to Php8,091 million in 2014 from Php7,558 million in 2013. As at December 31, 2014, we had 2,309,366 subscribers, an increase of 400,157 subscribers, or 21%, as compared with 1,909,209 subscribers as at December 31, 2013. *SmartBro* aims to strengthen our position in the wireless data service and complements PLDT's *myDSL* service in areas where the latter is not available.

DMPI

Through DMPI, with its *Sun Broadband Wireless* service, we are engaged in providing wireless broadband and data services to residential consumers as well as small and medium-scale enterprises in the Philippines. DMPI's *Sun Broadband Wireless* service offers internet users broadband wireless service with 3.5G HSPA technology on an all-IP network. *Sun Broadband Wireless* aims to strengthen our position in the wireless data service and complements PLDT's *myDSL* service in areas where the latter is not available. *Sun Broadband Wireless* has plans and offerings ranging from Php250 to Php1,399 with speeds of up to 3.6 Megabits per second, or Mbps, except for *Plan 1399* which has a speed of up to 7.2 Mbps. *Sun Cellular* also offers the *SBW Gadget Bundle* available under *Plans 600* and *999*, which comes with a free tablet and pocket *WiFi*. DMPI's wireless broadband revenue contribution increased by Php54 million, or 3%, to Php1,928 million in 2014 from Php1,874 million in 2013. As at December 31, 2014, DMPI had 347,527 and 329,253 prepaid and postpaid broadband subscribers, respectively, as compared with 309,756 and 234,861 prepaid and postpaid broadband subscribers, respectively, in 2013.

PDSI

PDSI provides a suite of high-value IP-based products servicing corporate clients, such as wired and wireless leased line access with security and high availability option, managed services, VoIP and other value-added services such as server colocation and data center services.

ACeS Philippines

ACeS Philippines currently owns approximately 36.99% of AIL. AIL provides satellite-based communications to users in the Asia-Pacific region through the ACeS System and ACeS Service. AIL has entered into interconnection agreements and roaming service agreements with PLDT and other major telecommunications operators that allow ACeS service subscribers to access GSM terrestrial cellular systems in addition to the ACeS System. Further, AIL has an amended ATPA with National Service Providers in Asia, including PLDT. See *Note 10 – Investments in Associates, Joint Ventures and Deposits*, *Note 25 – Related Party Transactions* and *Note 28 – Financial Assets and Liabilities* to the accompanying audited consolidated financial statements in Item 7. "Financial Statements" for further discussion regarding the ATPA.

As part of the integration process of the PLDT Group's wireless business, ACeS Philippines' operations have been integrated into Smart. This operational integration effectively gives Smart the widest service coverage in the Philippines through the combination of the coverage of ACeS Philippines with Smart's cellular service.

Revenues

Our revenues from wireless broadband, satellite and other services consist of wireless broadband service revenues of SBI, DMPI and PDSI, revenues from ACeS Philippines' satellite information and messaging services, revenues

from content and mobile applications services from Chikka Group; and service revenues generated from MVNO services of PLDT Global's subsidiaries.

Rates

HOMEBro, SBI's fixed wireless broadband service linked to Smart's wireless broadband-enabled base stations, allows subscribers to connect to the internet using an outdoor aerial antenna installed in a subscriber's home.

SBI offers mobile internet access through *SmartBro Plug-It*, a wireless modem, and *SmartBro Pocket WiFi*, a portable wireless router which can be shared by up to ten users at a time. Both provide instant connectivity in places where there is Smart network coverage. *SmartBro Plug-It* and *SmartBro Pocket WiFi* are available in both postpaid and prepaid variants. Standard browsing charge is Php5.00 for Bro prepaid and Php2.50 for Bro postpaid for a 15-minute internet access. We also have an additional array of load packages that offer per minute-based and volume-based charging and longer validity periods.

ACeS Philippines fixed/mobile service subscribers are charged Php15.00 per minute for local and mobile calls for on-net transactions, while off-net transactions are charged Php18.00 per minute. Rates for international long distance calls depend on the country of termination and range from US\$0.35 per minute for frequently called countries to US\$0.85 per minute for less frequently called countries.

Fixed Line

We provide local exchange, international long distance, national long distance, data and other network and miscellaneous services under our fixed line business.

We offer postpaid and prepaid fixed line services. Initially intended as an affordable alternative telephone service for consumers under difficult economic conditions, our prepaid fixed line services now form an important part of our overall churn and credit risk exposure management strategy.

Local Exchange Service

Our local exchange service, which consists of our basic voice telephony business, is provided primarily through PLDT. We also provide local exchange services through our subsidiaries – Philcom Group, BCC, PLDT Global and its subsidiaries, ClarkTel, SubicTel, SBI, PDSI, Maratel and Digitel. Together, these subsidiaries account for approximately 6% of our consolidated fixed line subscribers.

The following table summarizes key measures of our local exchange services as at and for the years ended December 31, 2014, 2013 and 2012:

	2014	2013	2012
Number of local exchange line subscribers	2,207,889	2,069,419	2,063,794
Number of fixed line employees	7,466	7,415	7,546
Number of local exchange line subscribers per employee	296	279	273
Total local exchange service revenues (in millions)	Php16,587	Php16,274	Php16,470
Local exchange service revenues as a percentage of total fixed line service revenues	25%	26%	28%
Local exchange service revenues as a percentage of total service revenues	9%	9%	9%

Revenues from our local exchange service amounted to Php16,587 million in 2014, Php16,274 million in 2013 and Php16,470 million in 2012. The increase in revenues in 2014 from 2013 was primarily due to higher weighted average postpaid billed lines and an increase in ARPU and higher installation and activation charges, partially offset by lower other local services. The decrease in revenues in 2013 from 2012 was primarily due to lower weighted average billed lines, a decrease in ARPU on account of lower fixed charges due to the increase in demand for bundled voice and data services, partially offset by higher installation and activation charges. The percentage contribution of local exchange revenues to our total fixed line service revenues accounted for 25% in 2014, and 26% and 28% in 2013 and 2012, respectively.

Rates

Basic monthly charges for our local exchange service vary according to the type of customer (business or residential) and location, with charges for urban customers generally being higher than those for rural/provincial customers. Regular installation charges amount to Php1,100 for residential customers and Php1,500 for business customers. New products launched on a promotional basis or products bundled with existing services usually are combined with a waiver of the installation fee or allow for a minimal installation fee of Php500. Aside from basic monthly charges, we charge our postpaid subscribers separately for NDD, IDD and calls to mobile phones. Generally, calls between PLDT and other landlines within a local area code are free. Our prepaid fixed line customers do not pay a basic monthly charge but they can load a minimum amount of Php200, which will expire in a month, to have unlimited incoming calls. To make outbound calls, customers must top-up, as local calls are charged Php2.00 per call and tolls are charged separately depending on the type of call. Recently, the Php300 load plan was introduced to the market with 600 free local outgoing minutes and unlimited incoming calls for one month. To make outbound calls in excess of the free minutes, prepaid fixed line customers must top-up their load,

with all local calls charged at Php2.00 per call while tolls are charged separately depending on the type of call.

PLDT offers both prepaid and postpaid *PLP*, where subscribers to the services benefit from a text-capable home phone which allows subscribers to bring the telephone set anywhere within the home zone area. These services are primarily intended for subscribers in areas where PLDT has no fixed cable facilities and is expected to increase our fixed line subscriber base.

Currently, the *PLP* postpaid regular service offers the following two plans: (i) *Plan 600* and (ii) *Plan 1,000*, both of which include unlimited local outgoing calls. Another postpaid service currently offered is the *Call All* plan wherein *PLP* is bundled with PLDT fixed line service for a monthly service fee of Php850. PLDT also offers wireless broadband services bundled with voice, namely, *Home Bundle 1299* and *Internet@Home* plans are offered in two plans with monthly service fees of Php990 and Php1,299.

For the *PLP* prepaid service, we now have the following three load plans being offered to the market: (i) Php300 load denomination with free 600 local outgoing minutes and unlimited incoming calls for one month; (ii) Php150 load denomination with free 250 local outgoing minutes and unlimited incoming calls valid for 15 days; and (iii) the new Php100 load denomination with 100 local outgoing minutes, 45MB-worth of internet and unlimited incoming calls valid for seven days. All prepaid plans charge Php2.00 per call in excess of free local outgoing minutes via top-up load.

Pursuant to a currency exchange rate adjustment, or CERA, a mechanism authorized by the NTC, we are allowed to adjust our postpaid monthly local service rates upward or downward by 1% for every Php0.10 change in the Philippine peso-to-U.S. dollar exchange rate relative to a base rate of Php11.00 to US\$1.00. In a letter dated July 11, 2008, the NTC approved our request to implement a rate rationalization program for our local service rates. In 2014, we did not make any adjustment in our monthly local service rates. For a detailed description of these rates, see “– International Long Distance Service – Rates” and “– National Long Distance Service – Rates.”

In the first quarter of 2005, HB No. 926 was filed and is pending in the House of Representatives of the Philippines. The proposed bill provides for the cancellation of the currency exchange rate mechanism currently in place. If this bill is passed into law or if the NTC issues guidelines to change the basis of the currency exchange rate mechanism, our ability to generate U.S. dollar linked revenues from our local exchange business could be adversely affected.

International Long Distance Service

Our international long distance service consists of switched voice and packet-based voice services and data services that go through our IGFs. We also generate international long distance revenues through access charges paid to us by other Philippine telecommunications carriers for incoming international voice calls that terminate on our local exchange network. Our voice services are transmitted over the traditional TDM and IP networks. Revenues from our international long distance service amounted to Php11,404 million in 2014, Php11,422 million in 2013 and Php10,789 million in 2012.

The following table shows certain information about our international long distance services for the years ended December 31, 2014, 2013 and 2012:

	2014	2013	2012
Total call volumes (in million minutes)	2,028	2,185	2,150
Inbound call volumes (in million minutes)	1,739	1,806	1,691
Outbound call volumes (in million minutes)	289	379	459
Inbound-outbound call ratio (in minutes)	6.0:1	4.8:1	3.7:1
Total international long distance service revenues (in millions)	Php11,404	Php11,422	Php10,789
International long distance service revenues as a percentage of total fixed line service revenues	18%	18%	18%
International long distance service revenues as a percentage of total service revenues	6%	6%	6%

In spite of the popularity of OTT services that offer free on-net calling services (e.g. *Skype*, *Viber*, *Line*, *WhatsApp*, etc.), international long distance service revenues were flat in 2014 due to sustained traffic volume from the Middle East and the favorable effect of higher weighted average exchange rate of the Philippine peso to the U.S. dollar.

We have been pursuing a number of initiatives to strengthen our international long distance service business, including: (i) adjusting our inbound termination rates; (ii) identifying and containing unauthorized traffic termination on our network; (iii) interconnecting popular communication service providers (like *Skype* and *Viber*); and (iv) introducing a number of marketing initiatives, including cuts in international direct dialing rates, innovative pricing packages for large accounts and loyalty programs for customers. In addition, PLDT Global is also enhancing the presence of PLDT in other international markets by offering products and services such as international prepaid calling cards, virtual mobile services, SMS transit and other global bandwidth services. We believe these strategies will help us maximize the use of our existing international facilities, and develop alternative sources of revenue.

The table below sets forth the net settlement amounts for international calls handled by PLDT, by country, for the years ended December 31, 2014, 2013 and 2012:

	Net Settlement		
	2014	2013	2012
	(in millions)		
Saudi Arabia	US\$93	US\$71	US\$49
United Arab Emirates	19	31	27
United States	17	22	19
Malaysia	10	9	7
Canada	9	11	7
Hong Kong	7	7	8
Japan	4	5	11
Taiwan	4	7	10
UK	3	5	4
Others	13	14	19
Total	US\$179	US\$182	US\$161

Rates

The average termination rate for PLDT was approximately US\$0.09 per minute in 2014, 2013 and 2012.

Rates for outbound international long distance calls are based on type of service, whether operator-assisted or direct-dialed. Our rates are quoted in U.S. dollars and are billed in Philippine pesos. The Philippine peso amounts are determined at the time of billing. We charge a flat rate of US\$0.40 per minute to retail customers for direct-dialed calls, applicable to all call destinations at any time on any day of the week.

We also offer international long distance service through PLDT *Budget Card*, a prepaid call card, which offers low-priced international calling services to 101 calling destinations/countries (including 12 Middle East destinations) with rates ranging from Php1.50 per minute to Php15.00 per minute. PLDT *Budget Card* comes in two denominations: Php100, which can be consumed within 30 days from first use, and Php200, which can be consumed within 60 days from first use.

We also offer lower international rates such as ID-DSL which has a monthly service fee of Php99 with 30 minutes of free calls to selected countries and a rate of as low as Php1.00 per minute for calls in excess of free minutes.

National Long Distance Service

Our national long distance services are provided primarily through PLDT. This service consists of voice services for calls made by our fixed line customers outside of their local service areas within the Philippines and access charges paid to us by other telecommunications carriers for wireless and fixed line calls carried through our backbone network and/or terminating to our fixed line customers. Revenues from our national long distance service amounted to Php4,365 million in 2014, Php4,583 million in 2013 and Php5,046 million in 2012.

The following table shows certain information about our national long distance services for the years ended December 31, 2014, 2013 and 2012:

	2014	2013	2012
Total call volumes (in million minutes)	819	852	971
Total national long distance service revenues (in millions)	Php4,365	Php4,583	Php5,046
National long distance service revenue as a percentage of total fixed line service revenues	7%	7%	9%
National long distance service revenue as a percentage of total service revenues	2%	3%	3%

Cellular substitution and the widespread availability and growing popularity of alternative, more economical non-voice means of communications, particularly e-mailing, cellular text messaging and social networking sites, have negatively affected our national long distance call volumes and higher ARPU. Furthermore, certain promotions on our national long distance calling rates ended in 2014. The integration of some of our local exchanges into a single local calling area, as approved by the NTC, as well as the interconnection among local telcos, has also negatively affected our national long distance call volumes, and consequently, our revenues. Because of this integration, calls between two exchanges located within the same province are no longer considered national long distance calls but are treated as local calls.

Rates

Rates for national long distance calls traditionally were based on type of service, such as whether the call is operator-assisted or direct-dialed. However, in line with its move towards rate simplification, PLDT simplified these rates in recent years for calls originating from and terminating to the PLDT fixed line network and for calls terminating to fixed line networks of other LECs. PLDT also simplified its rates for calls terminating to cellular subscribers.

In addition, PLDT bundles the free PLDT-to-PLDT calls in some promotions and product/service launchings in order to stimulate fixed line usage.

We continue to evaluate the rate structure of our national long distance services from per minute toll charges to flat rates per call for calls of unlimited duration. This is envisioned to make fixed line rates more competitive with VoIP rates and to revitalize interest in fixed line usage. We continue to study various pricing models in respect of the above new rate plans.

PLDT currently has interconnection arrangements with the majority of other LECs, pursuant to which the originating carrier pays: (1) a hauling charge of Php0.50 per minute for short-haul traffic or Php1.25 per minute for long-haul traffic to the carrier owning the backbone network, and (2) an access charge ranging from Php1.00 per minute to Php3.00 per minute to the terminating carrier. PLDT still maintains revenue-sharing arrangements with a few other LECs, whereby charges are generally apportioned 30% for the originating entity, 40% for the backbone owner and the remaining 30% for the terminating entity.

Data and Other Network Services

Our data and other network service revenues include charges for broadband, leased lines and IP-based services. These services are used for broadband internet, and domestic and international private data networking communications.

The following table summarizes key measures of our data and other network services as at and for the years ended December 31, 2014, 2013 and 2012:

	2014	2013	2012
Subscriber base:			
<i>Broadband</i>	1,089,004	961,967	887,399
<i>SWUP</i>	35,869	30,302	22,720
Total data and other network service revenues (in millions)	Php30,334	Php27,472	Php25,059
Domestic	21,848	19,917	18,436
<i>Broadband</i>	13,876	12,268	11,126
<i>Leased Lines and Others</i>	7,972	7,649	7,224
International			
<i>Leased Lines and Others</i>	6,412	5,787	5,524
Data Center	2,074	1,768	1,099
Data and other network service revenues as a percentage of total fixed line service revenues	47%	44%	42%
Data and other network service revenues as a percentage of total service revenues	17%	15%	14%

Recognizing the growth potential of data and other networking services, including IP-based services, and in light of their importance to our business strategy, we have been putting considerable emphasis on these service segments. These segments registered the highest percentage growth in revenues among our fixed line services from 2012 to 2014. Revenues from our data and other network services amounted to Php30,334 million in 2014, Php27,472 million in 2013 and Php25,059 million in 2012.

The continuous upgrading of our network using next-generation facilities and the completion of our domestic fiber optic backbone has enabled us to offer a growing range of broadband and value-added services. With this and other technological upgrades, our infrastructure has developed from a traditional voice facility to a nationwide data network.

Domestic data services consist of broadband data services and leased lines and other data services.

In 2014, we continued to broaden our service offerings with the launch of new services and expansion or enhancement of some of our existing offerings.

Broadband data services include *DSL* broadband internet service, which is intended for individual internet users, small and medium enterprises, and large corporations with multiple branches, and *Fibr*, our most advanced broadband internet connection.

At the start of 2013, PLDT introduced new bandwidth variants of *DSL* offerings for businesses with speeds as fast as 15 Mbps, and hardware bundle options where large enterprise customers are able to get top-of-the-line, branded IT devices of their choice together with their *DSL*. PLDT *i-Gate*, the direct internet access offering for corporate requirements, continued its strong performance due to an increase in sales and subscriber base.

Leased lines and other data services include: (i) *Diginet*, a domestic private leased line service, specifically supporting Smart's fiber optic and leased line network requirements; (ii) *IP-VPN*, an end-to-end managed IP-based or Layer 3 data networking service that offers secure means to access corporate network resources; (iii) *Metro Ethernet*, a high-speed, Layer 2, wide area networking service that enables mission-critical data transfers; (iv) *Shops.Work*, a connectivity solution designed for retailers and franchisers, linking company branches to the head office; and (v) *Shops.Work UnPlugged*, or *SWUP*, a wireless VPN service that powers mobile point-of-sale terminals and off-site bank ATMs, as well as other retail outlets located in remote areas.

International leased lines and other data services consist mainly of: (i) i-Gate, our premium, direct internet access service, which continues to be the choice among enterprise users for dedicated internet connectivity, as bandwidth capability goes beyond 200 Mbps, where heavy users can be provided with as much as 1,000 Mbps of direct i-Gate internet bandwidth, complemented by industry-leading Service Level Agreements; (ii) Fibernet, which provides cost-effective and reliable bilateral point-to-point private data networking connectivity, through our extensive international alliances, to offshore and outsourcing, banking and finance, and semiconductor industries; and (iii) other international managed data services in partnership with other global service providers, which provide data networking services to multinational companies.

In 2013, PLDT launched a fully meshed and managed international platform to the U.S. and Hong Kong designed for automatic switching and rerouting in milliseconds that enables various international submarine cables to act as multiple protections while promoting single connectivity. This platform provides subscribers a combination of low latency and high capacity services and allows uninterrupted and dedicated communication for their business data, voice, video and other telecommunications service, as well as provides improved network performance and global service level experience.

VITRO™ data center, the Philippines' pioneer and only purpose-built network of data centers, provides colocation or rental services, server hosting, disaster recovery, business continuity services, and a host of managed ICT solutions to meet the growing ICT outsourcing needs of enterprise customers. The colocation business was the main growth driver in 2013 and was further boosted by revenues from cloud management, IT professional and VAS services, as well as increased licenses subscription.

PLDT completed and commercially launched the Philippines' first carrier-grade cloud infrastructure in 2012. Following the launch, PLDT undertook a marketing campaign directed at both large enterprises and SMEs, which involved initiatives including customer events and free trial offers. PLDT's cloud portfolio has grown to comprise infrastructure, platform and software solutions. PLDT has introduced customizable software solutions using the cloud infrastructure, in the areas of customer relationship management, supply chain management, human resources and payroll accounting, franchise management and others.

PLDT has initiated efforts to modernize its network, including through the deployment of FTTH technology which allows for high-speed internet connections at speeds of up to 100 Mbps. In addition to internet access, this technology is expected to support the offering of multimedia services, such as interactive video services, and to serve as a platform for the provision of cable television by facilitating the streaming of high-definition video.

PLDT is a three-time winner of the Metro Ethernet Forum, or MEF, Carrier Ethernet Award for Best Marketing Campaign. It is also the only Philippine telecommunications provider consistently nominated as an MEF finalist for Regional Service Provider of the Year, Best Carrier Ethernet Business Application and Best Wholesale Ethernet Service. PLDT was awarded the Retail Service Provider of the Year in the Asia-Pacific Region recognizing PLDT's global competitiveness and leadership for international and domestic enterprise data services.

Miscellaneous

Miscellaneous services provide directory advertising, facilities management, rental fees and other services which are conducted through our wholly-owned subsidiary, ePLDT, which, together with its subsidiaries, is a broad-based integrated information and communications technology company. Revenues from our miscellaneous services amounted to Php2,474 million in 2014, Php2,119 million in 2013 and Php1,707 million in 2012. The increase in 2014 from 2013 and 2013 from 2012 was primarily due to higher outsourcing and management fees and colocation charges.

Infrastructure

Wireless Network Infrastructure

Cellular

Through Smart and DMPI, we operate a digital GSM network. To meet the growing demand for cellular services, Smart and DMPI have implemented an extensive deployment program for its GSM network covering substantially all of Metropolitan Manila and most of the other population centers in the Philippines. As at December 31, 2014, Smart and DMPI have 74 mobile switching centers, 89 text messaging service centers and 26,242 cellular/broadband base stations, including 11,083 active 4G/HSPA+/LTE-base stations.

Smart has an operating spectrum of 7.5 MHz in the 900 band and 20 MHz in the 1800 band for its GSM network, and 15 MHz in the 2100 band and 10 MHz in the 850 band assigned for 3G W-CDMA. Smart was awarded a 3G license by the NTC in 2005 and received the largest radio frequency allocation of 15 MHz. Smart chose the 1920-1935 MHz and 2110-2125 MHz spectrum, the range that would best enable it to rapidly deploy its 3G network nationwide and at the same time offer a high quality of 3G service. CURE was assigned 10 MHz of 3G frequency bandwidth in the 1955-1965 and 2145-2155 MHz spectrum, which is the subject of the divestment plan as presented by PLDT to the NTC in relation to PLDT's acquisition of Digitel. DMPI has a total operating spectrum of

17.5 MHz in the 1800 band and 10 MHz band in the 2100 band, with the latter under the 1935-1945 MHz and 2125-2135 MHz spectrum, contiguous to Smart's 15 MHz spectrum. See *Note 2 – Summary of Significant Accounting Policies – Divestment of CURE* to the accompanying audited consolidated financial statements in Item 7. "Financial Statements" for further discussion.

Smart has been colocating its cell sites where its base stations are installed. In addition, 32 of Smart's mobile switching centers were housed in PLDT's fixed line complexes as at December 31, 2014. These operational synergies have allowed Smart to reduce switch installation time from three months to five weeks. Due to its access to PLDT's network facilities, Smart has been able to achieve significant capital expenditure savings, which capital expenditures are understood to be significantly less, on a per net addition basis, than its current competitors. This translates into an improved ability to price competitively and target the mass market subscriber base in the Philippines, while retaining profitability.

Smart has been continuously extending its 3G footprint. The 3G network revolutionizes mobile technology by providing more capacity, faster data rates and richer data and video applications from a 2G network. Smart has also been deploying its HSPA+ network in urban areas where there is a demand for mobile broadband applications and where HSPA+ mobile units are more likely to be available.

Smart launched its 4G LTE network in August 2012. To date, Smart has established its LTE network coverage with 1,426 LTE base stations in strategic locations in the Philippines. Forthcoming are deployments in select high traffic areas in the nation's capital and strategic locations to benefit more members of the Philippine population.

Wireless Broadband, Satellite and Other Services

Smart Broadband operates a nationwide broadband wireless internet data services. It is operating in the 2.3, 2.6, 3.5 and 5.8 GHz spectrum, supporting its *WiFi*, *Canopy*, *WiMAX* and TDD-LTE services, respectively. It offers fixed wireless broadband internet connectivity to both residential and corporate clients. It also maintains and operates *WiFi* hotspots installations that serve mobile internet users. Smart also upgraded its 3G network to High-Speed Downlink Packet Access to provide users with high download data rates and an improved broadband experience. More than 3,800 of Smart's base stations are now fixed/wireless broadband-capable, covering most of the key cities and the other populated centers in the country. These are strategically colocated in Smart's cellular base stations that allow it to efficiently reach many subscribers. For its backbone, it uses the nationwide PLDT and Smart fiber optic and IP backbone that provide substantial bandwidth capacity to utilize and to grow on demand.

ACeS Philippines manages, controls and operates its own satellite gateway and other ground infrastructure, including a 13-meter feeder-link C-band earth station, beam congruency antenna and equipment that serve as the primary interface between the ACeS System and other telecommunications networks.

Fixed Line Network Infrastructure

Domestic

Our domestic telephone network includes installed telephones and other equipment, such as modems on customers' premises, copper and fiber access lines referred to as "outside plant connecting customers to our exchanges," inter-exchange fiber optics connecting exchanges, and long distance transmission equipment with unmatched capacity and reach. We have a total of 295 central office exchanges nationwide as at December 31, 2014 and are continuously expanding the wireline infrastructure in areas we believe are unserved and underserved areas enabling our customers to access to the Philippines' largest network and to the rest of the world.

We are continuing the upgrade of our fixed line facilities to fully IP-based platforms that can deliver voice and data services using a copper or fiber line to the customer with improved quality of service. This migration initiative enables us to fully replace the aging Public Switched Telephone Network, or PSTN, and transfer existing customers to these newer platforms, in an effort to ensure the best service for new customers of voice and data services for their present and future needs. We expect to complete the upgrading of our fixed line facilities in 2015, providing subscribers with a diversified range of telecommunication services using IP technology.

One of these platforms, FTTH, is an advanced access technology that employs fiber optics all the way up to customer premises. To realize this, we are building a fiber distribution network that will connect homes and other premises to further ensure good internet quality even kilometers away from the serving exchange. This new optical fiber distribution network will eventually replace conventional copper cable. At present, FTTH is potentially capable of delivering up to 2.5 Gigabits per second, or Gbps, download speed. Its huge bandwidth, when tapped, could enable us to deliver high-bandwidth content and services to our subscribers. These include high definition broadcast television, video-on-demand, and other new services now being offered by leading telecommunications companies outside the Philippines. We have been testing FTTH since 2006 and in 2012 began deploying FTTH in high-end and selected upper middle villages in Metropolitan Manila. We are currently deploying FTTH in greenfield areas.

For many years up until today, PLDT has been using the poles of Meralco in Metropolitan Manila and in the rest of Meralco's service areas for PLDT's outside plant aerial cable pursuant to lease agreements with Meralco.

We are also continually upgrading our data and transport networks to our fully IP-based platforms. This enables us to retire our old data network and provide new capabilities for our corporate data customers such as enhanced visibility into their network and better quality of service. We also expect to complete this project in 2015 and intend to continually evolve our infrastructure to cater to future technology.

Our network includes an internet gateway that is composed of high capacity and high performance routers that serve as our IP network gateway connecting the Philippines to the rest of the world. It provides premium and differentiated internet service to all types of customers ranging from ordinary broadband to high bandwidth internet requirements of corporate customers, knowledge processing solution providers, ISPs and even other service providers.

Furthermore, we have several networks that provide domestic and international connectivity for corporate customers and other carriers. These include the Multi-Service Access Platform, or MSAP, based on Synchronous Digital Hierarchy, or SDH, technology and legacy data networks that provide wide range of bandwidth from low speed to high speed capacity up to 1 Gbps. These MSAP networks are deployed in strategic areas nationwide.

In 2014, we completed Phase 5 deployment of our Carrier Ethernet Network, or CEN, to serve the growing demand for high bandwidth or up to 10 Gbps Ethernet services from the corporate segment and prepare the network for efficient delivery of multimedia services. Carrier Ethernet service is a global standard for secure, scalable, resilient, cost effective, and high bandwidth point-to-point or multi-point connectivity using the simple and ubiquitous Ethernet technology delivered through PLDT's MEF certified CEN. It supports enterprise requirements such as data storage, headquarter to branch connectivity, headquarter to disaster recovery site connectivity, cloud services and backhaul for mobile/LTE services. PLDT CEN also serves as aggregation point for NGN and FTTH access nodes.

We likewise have an IP backbone network, or IPBB, composed of high-capacity, high-performance core and edge routers that provide IP connectivity to the different network elements built for PLDT, Smart, subsidiaries and affiliates and corporate customers. It serves as the common and highly resilient IP transport platform for all IP-based services of the PLDT Group.

The PLDT DFON is a nationwide backbone network. The DFON is comprised of 11,807 kilometers of fiber optic cable installed across the country connecting its major islands. It is the first fiber optic backbone network in the country and is used to deliver voice, video, data, and other broadband and multimedia services nationwide. It is comprised of nodes connected by terrestrial and submarine cable links configured in ten loops and two appendages extending to Palawan and Zamboanga. The DFON loops provide self-healing and alternative segment route protection for added resiliency against single and multiple fiber breaks along the different segments. The DFON uses the ROADM and 10/40/100G technology which give it greater flexibility for capacity and expansion. The network also includes interconnectivity among the three international cable landing stations of PLDT with its own backhaul capacity and resiliency under the same DFON platform. To date, the network has an aggregated loop capacity of nearly 6 Terabits per second. The DFON is complemented by a terrestrial microwave backbone network to deliver services to remote areas unreachable by the fixed terrestrial transport network. Both the DFON and IPBB serve as the common high bandwidth Fiber Optic Cable-based backbone for the PLDT Group.

Aside from the DFON and IPBB, the PLDT Group has embarked on further synergy initiatives to rationalize and integrate its networks which include, among others, the outside plant, the DSL network, the IP backbone, the transmission systems, the internet gateway, international voice gateway, the PSTN, and NGN. These initiatives are expected to complement and enhance coverage and capacity for all networks in the PLDT Group.

We are continually integrating Digitel's fixed line to PLDT's infrastructure. Digitel has a legacy PSTN network in all of its service areas in Luzon and Metropolitan Manila and also has a DSL network deployed in a majority of its service areas. Digitel has a Luzon-wide transmission system consisting of microwave radio and fiber optics systems used to connect transit exchanges and other operators. The majority of Digitel's transmission network runs on microwave radio systems. Digitel has its own IP backbone, internet gateway and international voice gateway.

Considering the similarity of technology used, service coverage and products being offered, we believe there are significant potential gains for cost efficiency through a converged network. Customer care systems and operation support systems are also being rationalized and integrated to align with the converged network.

International

PLDT provides international network services via two international gateways located in the cities of Makati and Lucena. PLDT has two IP softswitches that have replaced the two legacy switches which have previously used to support international voice services. As at December 31, 2014, PLDT's international long distance facilities allow direct correspondence with 84 foreign carriers from 41 countries and can reach almost a thousand foreign destinations (including fixed and mobile network destination "breakouts", or specific areas within a country) worldwide.

PLDT also owns interests in submarine cable systems, through which it routes all international voice and data traffic, as well as private data lines.

The table below shows the submarine cable systems in which PLDT has interests and the countries or territories they link:

Cable System	Countries Being Linked
Asia-Pacific Cable Network 2, or APCN2 SEA-ME-WE-3	Philippines, Hong Kong, Japan, Korea, Malaysia, Singapore, China and Taiwan Japan, Korea, China, Taiwan, Hong Kong, Macau, Philippines, Vietnam, Brunei, Malaysia, Singapore, Indonesia, Australia, Thailand, Myanmar, Sri Lanka, India, Pakistan, United Arab Emirates, Oman, Djibouti, Saudi Arabia, Egypt, Cyprus, Turkey, Greece, Italy, Morocco, Portugal, France, UK, Belgium and Germany
China-United States Cable Network, or CUCN FLAG Cable	Japan, China, Taiwan, Korea, Guam and the U.S. Mainland Japan, Korea, China, Hong Kong, Malaysia, Thailand, India, United Arab Emirates, Saudi Arabia, Egypt, Italy, Spain and UK
Southern Cross Cable East Asia Crossing, or EAC Cable	U.S. Mainland, Hawaii, Fiji, Australia and New Zealand Japan, Hong Kong, Korea, Taiwan, Singapore and the Philippines
Pacific Crossing-1, or PC1, Japan-U.S., TGN-P, Unity AAG Cable Network, or AAG	Japan and the U.S. Malaysia, Singapore, Thailand, Vietnam, Brunei, Hong Kong, Philippines, Guam, Hawaii and the U.S. Mainland
Asia Submarine-cable Express, or ASE TGN-IA	Philippines, Japan, Singapore, Malaysia and Hong Kong Hong Kong and Japan

PLDT, in partnership with leading telecommunications firms in Asia, completed the construction of the ASE optical fiber cable expansion to Hong Kong in February 2013. The 7,800-kilometer undersea cable network uses 40 Gbps technology that is upgradeable to 100 Gbps, with a minimum design capacity of 15 Terabits. With its landing station at Daet, Camarines Norte, the ASE provides the first and only direct cable connection from the Philippines to Japan that avoids the earthquake-prone sea south of Taiwan, through which the other cable systems pass.

The APCN2 Stage 2f upgrade and AAG upgrade #2 projects were completed in February 2014 and March 2014, respectively. These equipment upgrades provided PLDT with additional capacities using 40 Gbps and 100 Gbps technologies. PLDT also acquired TGN Intra-Asia (TGN-IA) and additional transpacific (Japan-US) capacities in Unity, Japan-US Cable Network, TGN-P and PC1. Further, PLDT participated in the APCN2 Stage 2g upgrade and ASE upgrade #2 utilizing 100 Gbps technology. The two upgrades were completed in November 2014.

The extent of PLDT's international cable infrastructure provides not only significant capacity in support of the business, it also ensures resiliency and redundancy in order to minimize service disruptions and guarantee continuity of service. PLDT's international cable network improves reliability and enables it to offer services with automatic switching.

Interconnection Agreements

Since the issuance of Executive Order, or E.O., No. 59 in 1993, which requires non-discriminatory interconnection of Philippine carriers' networks, we have entered into bilateral interconnection arrangements with other Philippine fixed line and cellular carriers.

In January 2009, the access charge for domestic calls from one fixed line to a fixed line in another network was updated to the range of Php1.00 per minute to Php3.00 per minute while the access charge for calls from fixed line to CMTS was updated to Php4.00 per minute. The access charge for CMTS calls to fixed line network remained at Php3.00 per minute.

PLDT is an Inter-Exchange Carrier providing transit service among CMTS, LEC operators including the PAPTELCO and non-PAPTELCO. Transit is a service being provided by PLDT to connect calls from one carrier to other carriers most of which have no direct interconnection. Since January 2009, PLDT's transit fee remains at Php0.50 per minute for short haul (intra-island), Php1.25 per minute for long-haul (inter-island) and Php1.14 per minute for CMTS calls.

PLDT has continually and actively negotiated with other legitimate Philippine fixed and CMTS carriers for interconnection based on the guidelines being issued by the NTC or any authorized government agency. These carriers include the major fixed and mobile players in the industry with nationwide operations, PAPTELCO and other non-PAPTELCO players, both of which usually operate in selected towns in the countryside. As at December 31, 2014, PAPTELCO has 41 member companies, of which 31 are active, operating 78 main telephone exchanges in the countryside.

As at December 31, 2014, the PLDT Group is interconnected with 99 foreign carriers from 42 countries reaching almost a thousand international destinations (including fixed and mobile breakouts worldwide).

The average international termination rate for calls to PLDT was retained at approximately US\$0.09 per minute in 2014. Despite the global trend towards reductions in wholesale international termination rates, PLDT has only

implemented modest rate reductions since 2009. Also, PLDT carries international calls terminating at Smart and *Sun Cellular* network where it has no direct interconnections.

The access charge for SMS from Smart to other CMTS operators and vice versa was reduced from Php0.35 per SMS to Php0.15 per SMS effective November 30, 2011, as mandated by the NTC through Memorandum Circular No. 02-10-2011.

Licenses and Regulations

Licenses

PLDT, SubicTel, ClarkTel, Philcom, Digitel, Smart, SBI, DMPI and CURE provide telecommunications services pursuant to legislative franchises which will expire, in the case of PLDT, on November 28, 2028; in the case of SubicTel, on January 22, 2020; in the case of ClarkTel, on June 30, 2024; in the case of Philcom, in November 2019; in the case of Digitel, in February 2019; in the case of Smart, on March 27, 2017 and with respect to spectrum transferred from PCEV, on May 14, 2019; in the case of SBI, on July 14, 2022; in the case of DMPI, on December 11, 2027; and in the case of CURE, on April 24, 2026, although PLDT has agreed to divest the CURE spectrum as a part of the NTC decision with respect to PLDT's acquisition of a controlling interest in Digitel. A franchise holder is required to obtain operating authority from the NTC to provide specific telecommunications services authorized under its franchise. These approvals may take the form of a CPCN, or, while an application for a CPCN is pending, a provisional authority to operate. Provisional authorities are typically granted for a period of 18 months. The Philippine Revised Administrative Code of 1987 provides that if the grantee of a license or permit, such as a CPCN or provisional authority, has made timely and sufficient application for the extension thereof, the existing CPCN or provisional authority will not expire until the application is finally decided upon by the administrative agency concerned.

PLDT

PLDT operates its business pursuant to a number of provisional authorities and CPCNs, the terms of which will expire at various dates between now and 2028. The CPCNs pursuant to which PLDT may provide services to most of the Metropolitan Manila area, Davao and other Philippine cities expired in 2003. Although some of PLDT's CPCNs and provisional authorities have already expired, PLDT filed applications for extension of these CPCNs and provisional authorities prior to their respective expiration dates and is therefore entitled to continue to conduct its business under its existing CPCNs and provisional authorities pending the NTC's decision on these extensions. PLDT expects that the NTC will grant these extensions; however, there can be no assurance that this will occur. The periods of validity of some of PLDT's CPCNs have been extended further by the NTC to November 28, 2028, coterminous with PLDT's current franchise under Republic Act, or R.A., 7082. Motions to extend the period of validity of the other CPCNs to November 28, 2028 have been granted by the NTC. See Item 6. "Management's Discussion and Analysis of Financial Condition and Results of Operations – Risks and Uncertainties – Risks Relating to Us – Our business is significantly affected by governmental laws and regulations, including regulations in respect of our franchises, rates and taxes, and laws relating to anti-competitive practices and monopoly" for further discussion.

On August 22, 2008, PLDT was granted authority under NTC Case No. 2007-095 to operate in key cities and municipalities nationwide not yet covered by its existing CPCNs and/or authorizations. This approval extended the coverage of PLDT to all areas nationwide except for seven areas in Albay province. On July 17, 2009, the NTC granted PLDT a provisional authority under NTC Case No. 2006-078 to operate in the seven areas in Albay, not covered by existing CPCNs or authorizations thereby, authorizing it to operate nationwide.

On August 31, 2011, the NTC rendered its decision in NTC Case No. 2011-030 granting provisional authority for PLDT to participate in the ownership, construction and maintenance of the ASE submarine cable network and further authorizing PLDT to construct the Philippine terminal station thereof in Daet, Province of Camarines Norte. The said provisional authority was valid for 18 months from receipt thereof by PLDT or up to February 28, 2013. PLDT filed an application for extension of its provisional authority on February 12, 2013. On July 5, 2013, the NTC granted PLDT a CPCN for a period of ten years based on its franchise under R.A. 7082.

Digitel

Digitel operates its business pursuant to a number of provisional authorities and CPCNs. Under these CPCNs, Digitel may provide services to: (a) install, operate, maintain and develop telecommunications facilities in Regions I to V; (b) install, operate and maintain telephone systems/networks/services in Quezon City, Valenzuela City and Malabon, Metropolitan Manila and Tarlac; (c) install, operate and maintain an IGF in Binalonan, Pangasinan; (d) install, operate and maintain an IGF in Metropolitan Manila; (e) operate and maintain a National Digital Transmission Network; (f) install, operate, and maintain a nationwide CMTS using GSM and/or CDMA technology; and (g) install, operate and maintain a cable landing station. Digitel was also granted provisional authority to install, operate and maintain LECs in the National Capital Region.

Smart

Smart operates its cellular, international long distance and national long distance services pursuant to CPCNs, the terms of which will expire upon the expiration of its franchise.

- On July 22, 2002, Smart was granted separate CPCNs to operate a CMTS and an IGF.
- On August 26, 2002, Smart was granted a CPCN to install, operate and maintain nationwide global mobile personal communications via satellite which will also expire upon expiration of its franchise on March 27, 2017.
- On February 19, 2008, Smart was granted a CPCN to establish, install, maintain, lease and operate an international private leased circuit for a term that is coterminous with the expiration of its franchise. Prior to that, Smart was permitted to engage in these activities pursuant to a provisional authority and timely filed an application for the grant of such CPCN.

On September 29, 2009, Smart was granted a provisional authority to install, operate and maintain a nationwide data communications network which was valid for 18 months or up to March 29, 2011 and which was subsequently extended until March 28, 2014. On February 11, 2014, Smart filed a motion for extension with the NTC, which motion remains pending as at March 26, 2015.

The NTC issued an order dated September 25, 2013, extending Smart's provisional authority to construct, install, operate and maintain a nationwide public calling office and payphone service from January 4, 2013 up to January 4, 2017.

On December 29, 2005, Smart was awarded a 3G license by the NTC after being ranked the highest among the competing operators with a perfect score on a 30-point grading system designed to gauge the capability of telecommunication operators to effectively provide extensive 3G services. As a result, Smart received the largest radio frequency allocation of 15 MHz as well as first choice of frequency spectrum. Smart chose the 1920-1935 MHz and 2110-2125 MHz spectrums. Smart is required to pay annual license fees of Php115 million based on the 15 MHz of paired spectrum awarded to Smart.

The NTC awarded Smart additional spectrum in the frequency band 825-835/870-880 MHz for 3G use on March 6, 2008, in respect of which Smart paid the NTC the spectrum user fee, or SUF, of Php150 million based on the additional 10 MHz of 3G frequencies.

DMPI

On August 28, 2003, the NTC approved the assignment by Digitel of its authority to construct, install, operate and maintain a nationwide CMTS using GSM and/or CDMA technology to its wholly-owned subsidiary, DMPI. DMPI operates under the trade name *Sun Cellular* and is also a grantee of a 25-year legislative franchise under R.A. 9180, which will expire on December 11, 2027. DMPI was also awarded a 3G license by the NTC with 10 MHz radio frequency allocation.

SBI

On January 8, 2010, the NTC approved the transfer to SBI of PCEV's CPCN to establish, construct, operate and maintain a nationwide CMTS and PCEV is now an investment holding company. The CPCN for CMTS transferred to SBI had a validity of 15 years from the date of issuance or until August 18, 2012, which was extended for a period coterminous with the life of SBI's franchise, or July 2022, by order of the NTC on November 8, 2012.

SBI is a grantee of a 25-year legislative franchise under R.A. 8337 to construct, install, establish, maintain, lease and operate wire and/or wireless telecommunications system throughout the Philippines. The franchise will expire on July 14, 2022.

On August 26, 2009, the NTC granted SBI a CPCN for the installation, operation and maintenance of the data leased channel circuit network service for a period coterminous with the life of its existing franchise. SBI is a grantee of a provisional authority for the expansion of its data leased channel circuit network service in several areas in Zamboanga Sibugay, Sultan Kudarat, Southern Leyte, Biliran, Compostela Valley, Davao Oriental, Dinagat Island and Shariff Kabunsuan. The provisional authority was valid for 18 months from September 29, 2009 and expired on March 29, 2011. SBI filed a motion for issuance of CPCN or extension of provisional authority on March 2, 2011. The motion remains pending resolution by the NTC as at March 26, 2015. SBI is also a grantee of a provisional authority for the installation, operation and maintenance of international leased line service that was valid up to February 2005 and the motion for extension remains pending with the NTC as at March 26, 2015.

CURE

CURE is a grantee of a 25-year congressional franchise under R.A. 9130, which will expire on April 24, 2026, to construct, install, establish, maintain, lease and operate wire and/or wireless telecommunications system

throughout the Philippines. The NTC granted CURE a provisional authority to install, operate and maintain a nationwide 3G network on January 3, 2006 valid for 18 months, which was subsequently extended for three years from January 4, 2007 until January 3, 2010. On December 3, 2009, CURE filed a motion for the issuance of CPCN or extension of its provisional authority. CURE had also submitted its roll-out plan to the NTC on January 4, 2010. As at the date of this annual report, this motion is still pending with the NTC. The congressional franchise, spectrum and associated permits of CURE are expected to be divested as part of the NTC decision with respect to the Digitel acquisition. See Item 1. "Description of Business — Subsidiaries — Divestment of CURE" for further information.

PDSI

PDSI is a grantee of a 25-year congressional franchise under R.A. 8992 which will expire on January 26, 2026 to construct, install, establish, operate and maintain for commercial purposes and in the public interest, the business of providing basic and enhanced telecommunications services in and between provinces and municipalities in the Philippines and between the Philippines and other countries and territories.

PDSI is a holder of a provisional authority issued by the NTC to construct, install, operate and maintain an information and data communication network in key cities and municipalities in the Philippines on December 22, 2005 with validity of 18 months or until June 22, 2007, which has been successively extended by the NTC thereafter. Most recently, on May 7, 2014, the NTC issued an order extending the provisional authority of PDSI for another three years, or up to June 22, 2017 with the following conditions: (1) PDSI shall (i) infuse additional capital in the amount of Php942,538,850 or (ii) convert its other assets into equity, in each case, within two years from the date of the order to meet the minimum 70:30 debt to equity ratio requirement; (2) PDSI shall ensure continuous provision of service; and (3) during the prescribed period, PDSI shall pay annual SRF and all other fees and charges which the Commission may impose pursuant to the existing laws, rules and regulations.

The following table sets forth the spectrum system, licensed frequency and bandwidth used by Smart, Digitel, SBI, CURE and PDSI:

Carrier	Spectrum System	Frequency Assignment	Bandwidth
Smart	ETACS/GSM 900 GSM 1800	897.5-905/942.5-950 MHz	7.5 MHz
		1725-1730/1820-1825 MHz	5.0 MHz
		1730-1732.5/1825-1827.5 MHz	2.5 MHz
		1735-1740/1830-1835 MHz	5.0 MHz
	3G (W-CDMA)	1745-1750/1840-1845 MHz	5.0 MHz
		1780-1782.5/1875-1877.5 MHz	2.5 MHz
		1920-1935/2110-2125 MHz	15.0 MHz
		825-835/870-880 MHz	10.0 MHz
Digitel	GSM 1800	1760-1775/1855-1870 MHz	15.0 MHz
		1782.5-1785/1877.5-1880 MHz	2.5 MHz
		1935-1945/2125-2135 MHz	10.0 MHz
		2520-2535 MHz	15.0 MHz
SBI	AMPS/CDMA	824-825/869-870 MHz	1.0 MHz
		845-846.5/890-891.5 MHz	1.5 MHz
	Wireless broadband	2670-2690 MHz ⁽¹⁾	20.0 MHz
		2400-2483.5 MHz ⁽¹⁾	73.0 MHz
		3400-3590 MHz ⁽¹⁾	94.0 MHz
CURE	3G	1955-1965/2145-2155 MHz ⁽²⁾	10.0 MHz
PDSI	BWA (WiMAX)	2332.5-2362.5 MHz	30.0 MHz

⁽¹⁾ SBI frequency assignments on these bands are non-contiguous and are on a per station and location basis.

⁽²⁾ The congressional franchise, spectrum and associated permits of CURE are expected to be divested as part of the NTC decision with respect to the Digitel acquisition. See "— Subsidiaries — Divestment of CURE." for further information.

Material Effects of Regulation on our Business

Operators of IGFs and cellular telephone operators, pursuant to E.O. No. 109, are required to install a minimum number of local exchange lines. Of these new lines, operators are required to install one rural exchange line for every ten urban exchange lines installed. Smart and PCEV were required to install 700,000 and 400,000 rural lines, respectively, and each has received a certificate of compliance from the NTC.

PLDT, SubicTel, ClarkTel, Philcom, Smart, Digitel, PCEV, SBI and CURE are required to pay various permits, regulation and supervision fees to the NTC. PLDT was previously engaged in disputes with the NTC over some of the assessed fees.

The NTC has issued a number of directives that regulate the manner in which we conduct our business:

- On July 3, 2009, the NTC issued Memorandum Circular No. 03-07-2009, imposing an extension of the expiration of the prepaid loads from two months to various expiration periods ranging from three days to 120 days. Smart and DMPI have been implementing the new validity period of prepaid loads since July 19, 2009.

- On July 7, 2009, the NTC amended its rules on broadcast messaging in Memorandum Circular No. 04-07-2009, which prohibits content and/or information providers from initiating push messages. It further requires that requests for services must be initiated by the subscribers and not forced upon them by the public telecommunications entities and/or content providers. It further mandates that subscribers be sent a notification when they subscribe for any service and be given an option whether to continue with the availed service.
- On July 23, 2009, the NTC issued Memorandum Circular No. 05-07-2009 mandating cellular operators, including Smart, to charge calls on a maximum six-second per pulse basis instead of the previous per minute basis whether the subscriber is prepaid or postpaid. The NTC granted Smart the provisional authority to charge new rates and implement six-second per pulse scheme on December 5, 2009. Smart subsequently implemented the six-second per pulse directive by billing on a six-second per pulse basis, if subscribers entered additional dialing numbers as a prefix before the actual number. The NTC opposed Smart's implementation of the six-second per pulse directive. In December 2009, Smart and other CMTS providers challenged the implementation of the NTC memorandum circular before the Court of Appeals, which issued a writ of preliminary injunction preventing the NTC from implementing its six-second per pulse billing directive. On December 28, 2010, the Court of Appeals promulgated a decision finding that the NTC had no basis to impose the rates it fixed for the six-second per pulse and that the CMTS operators have the option to file their rate applications anew. However, the Court ruled also that under the NTC memorandum circular, the six-second per pulse is the default mode and that the NTC has the power to regulate the rates of CMTS providers under Section 17 of R.A. 7925, even in the absence of ruinous competition, monopoly, cartel or combination thereof in restraint of free competition. The NTC, through the Office of the Solicitor General filed a motion for partial reconsideration of the decision which Smart opposed. Smart and the other petitioners, except DMPI, likewise filed separate motions for partial reconsideration. The Court of Appeals denied all motions for reconsideration on January 19, 2012. Smart and CURE filed their petitions for review with the Supreme Court on March 15, 2012 and March 12, 2012, respectively. The six-second per pulse billing scheme is expected to have a negative impact on Smart's revenue, profit and ARPU as this is expected to decrease the amount of time billed per call as a result of moving to shorter billing intervals of six seconds from the previous one minute.
- On February 18, 2011, the NTC issued Memorandum Circular No. 01-02-2011 which among others required mobile phone providers like Smart and DMPI to make internet access through mobile phones optional; inform their subscribers of charges for internet access through mobile phones; and remind subscribers through SMS if at least 50% of credit limit has already been consumed.
- On October 24, 2011, the NTC issued Memorandum Circular No. 02-10-2011 which mandates that interconnection charge for SMS between two separate networks shall not be higher than Php0.15 per SMS. Accordingly, Smart amended its interconnection amendments with other SMS providers in compliance with the circular. However, the NTC issued a show cause order dated December 12, 2011 requiring it to explain in writing within 15 days from receipt of the order why it has not lowered SMS retail rates despite the issuance of Memorandum Circular No. 02-10-2011. Smart and DMPI filed their answers on January 12, 2012, arguing, among others, that the circular does not mandate the reduction of SMS retail rates and that the NTC has no power to impose rates on mobile operators. On November 20, 2012, the NTC rendered a Decision directing Smart to reduce the retail price of users sending regular SMS to users on other networks from Php1.00 to Php0.80 or less; refund or reimburse its subscribers for the excess Php0.20 per off-net SMS; pay a fine of Php200 per day from December 1, 2011 until the date of compliance with the decision; and submit documents, records and reports pertaining to SMS sent to other networks. Smart filed a motion for reconsideration which was subsequently denied by the NTC in its resolution dated May 7, 2014. Smart then filed a petition for review at the Court of Appeals. On October 17, 2014, the 6th division of the Court of Appeals issued a resolution granting the temporary restraining order requested by Smart and directing the NTC not to enforce its decision and resolution. In a resolution promulgated on November 28, 2014, the Court of Appeals ordered the consolidation of Globe's petition with Smart's and DMPI's petitions. The application for preliminary injunction remains pending as at the date of this annual report.
- On July 15, 2011, the NTC issued Memorandum Circular No. 7-7-2011 which requires broadband service providers to specify the minimum broadband/internet connection speed and service reliability and the service rates in advertisements, flyers, brochures and service agreements and also sets the minimum service reliability of broadband service to 80%.
- On December 19, 2011, the NTC issued a Decision in NTC ADM Case 2009-048 which lowered the interconnection charge between LEC and CMTS to Php2.50 per minute from Php4.00 per minute for LEC to CMTS and Php3.00 per minute from CMTS to LEC. PLDT and Smart individually filed on February 1, 2012 and January 20, 2012, respectively, separate motions for reconsideration arguing (among other things) that interconnection, including the rates thereof, should be, by law, a product of bilateral negotiations between the parties and that the decision to set lower rates was unconstitutional.

as an invalid exercise by the NTC of its quasi-legislative powers and violates the constitutional guarantee against non-impairment of contracts. The NTC denied the motion and PLDT and Smart appealed to the Court of Appeals, reiterating among other things, that the NTC erred in ruling that all LECs are automatically entitled to a cross-subsidy; that the NTC decision violates PLDT and Smart's right to due process; and that the NTC decision violates the constitutional proscription against non-impairment of contracts. On December 12, 2014, the Court of Appeals granted Smart's petition for review and set aside the NTC decision dated December 19, 2011.

See Item 6. "Management's Discussion and Analysis of Financial Condition and Results of Operations – Risks and Uncertainties – Risks Relating to Us – Our business is significantly affected by governmental laws and regulations, including regulations in respect of our franchises, rates and taxes" for further discussion.

In order to diversify the ownership base of public utilities, the Public Telecommunications Policy Act, or R.A. 7925, requires a telecommunications entity with regulated types of services to make a public offering through the stock exchanges of its shares representing at least 30% of its aggregate common shares within five years from: (a) the date the law became effective; or (b) the entity's commencement of commercial operations, whichever date is later. PLDT and PCEV have complied with this requirement. However, Smart and DMPI have not conducted a public offering of its shares. If Smart and DMPI are found to be in violation of R.A. 7925, this could result in the revocation of the franchises of Smart and DMPI and in the filing of a *quo warranto* case against Smart and DMPI by the Office of the Solicitor General of the Philippines. See Item 6. "Management's Discussion and Analysis of Financial Condition and Results of Operations – Risks and Uncertainties – Risks Relating to Us – The franchise of Smart and DMPI may be revoked due to their failure to conduct a public offering of their shares" for further discussion.

On April 14, 2009, the NTC released the implementing guidelines on developing reference access offers, which are statements of the prices, terms and conditions under which a telecommunications carrier proposes to provide access to its network or facilities to another such carrier or value-added service provider.

Competition

Including us, there are three major LECs, eight major IGF providers and two major cellular operators in the Philippines. Some new entrants into the Philippine telecommunications market have entered into strategic alliances with foreign telecommunications companies, which provide them access to technological and funding support as well as service innovations and marketing strategies. However, barriers to entry are quite high given the amount of investment needed to be made by new entrants in order to match the infrastructure of the existing operators.

Cellular Service

Currently, there are only two major cellular operators, namely us and Globe, following our acquisition of the Digitel Group in October 2011. Cellular market penetration in the Philippines is in excess of 100% based on SIM ownership.

Competition in the cellular telecommunications industry has intensified starting the middle of 2010 with greater availability of unlimited offers from the telecommunications operators resulting in increased volumes of calls and texts but declining yields. Even after PLDT's acquisition of the Digitel Group in the last quarter of 2011, Globe continued to compete aggressively to gain revenue market share, albeit on a more regional/localized basis. Competition also increased in the postpaid space with more aggressive promotions involving greater handset subsidies. The principal bases of competition are price, including handset prices in the case of postpaid plans, quality of service, network reliability, geographic coverage and attractiveness of packaged services.

As at December 31, 2014, our network leads the industry in terms of coverage with a total of 26,242 cellular/broadband base stations, including 11,083 active 4G/HSPA+/LTE-base stations.

Consistent with industry practice and Smart's churn management efforts, Smart "locks" the handsets it sells to its subscribers, rendering them incompatible with SIM cards issued by competitors and thereby hindering them from swapping the existing SIM for a SIM of a competing operator. However, subscribers can have their handsets "unlocked" by unauthorized parties for a nominal fee and purchase new SIM cards from competing operators. "Unlocking" does not involve significant cost to the subscribers. Switching to another cellular operator would, however, result in a change of the subscriber's cellular telephone number.

In order to avail themselves of promotions and cost efficient network-to-network calling rates, cellular subscribers in the Philippines have increasingly been subscribing to the services of multiple wireless operators. As a result, the increases in 2014, 2013 and 2012 in our cellular subscriber base and the penetration rate of the wireless market in the Philippines were primarily attributable to such "multiple SIM card ownership."

Local Exchange Service

The concerted nationwide local exchange line build-out by various providers, as mandated by the Philippine government, significantly increased the number of fixed line subscribers in the country and resulted in wider access to basic telephone service. The growth of the fixed line market, however, remained weak due to the surge in

demand for cellular services and, in the past, the general sluggishness of the Philippine economy. Nevertheless, we have sustained our leading position in the fixed line market on account of PLDT's extensive network in key cities nationwide. In most areas, we face one or two competitors. Our principal competitors in the local exchange market are Bayan and Globe-Innove, which provide local exchange service through both fixed and fixed wireless landline services.

There are currently three major fixed wireless landline services in the market that resemble a cellular phone service but provide the same tariff structure as a fixed line service such as the charging of monthly service fees. The earliest of such service was provided by Digitel, now part of PLDT, in the fourth quarter of 2005 at a fixed monthly rate of Php672. This service is provided mostly in selected areas of Southern and Northern Luzon where Digitel did not have fixed cable facilities. Globe quickly followed suit with a similar service at a monthly rate of Php995 which bundled a wireless landline and broadband internet connection of up to 384 kbps. This service is offered in limited areas of Metropolitan Manila such as Makati, Las Piñas, the Visayas region and selected areas of Southern Luzon such as Cavite and Batangas.

Bayan launched a similar service at lower rates in the second half of 2006, which service maintains two major price points open to both residential and business subscribers. This service is available under two plans, a plan at a monthly rate of Php699 for customers in Metropolitan Manila and a plan at a monthly rate of Php599 for customers in selected regional areas of the Philippines.

In March 2007, we introduced the *PLP*, a postpaid fixed wireless service which was initially available only in regional areas where there were no available PLDT fixed cable facilities. The following two plans are offered for the *PLP* postpaid regular service: (a) *Plan 600* with 600 free local outgoing minutes; and (b) *Plan 1,000* with 1,000 free local outgoing minutes, and a charge of Php1.00 per minute in excess of free minutes for both plans. In March 2008, we introduced the prepaid variant of the *PLP*. The following two load plans are offered for the *PLP* prepaid service: (a) Php300 load denomination with free 150 local outgoing minutes; and (b) Php600 load denomination with free 600 local outgoing minutes. Both prepaid plans include unlimited incoming calls for one month, and charges Php2.00 per minute and Php1.00 per minute in excess of free local outgoing minutes for Php300 and Php600 load denominations, respectively.

Currently, the two *PLP* postpaid regular services (*Plan 600* and *Plan 1,000*) are both offered with unlimited local outgoing calls. For the *PLP* prepaid service, we now have the following three load plan offerings: (i) Php100 load denomination with 100 free local outgoing minutes; (ii) Php300 load denomination with free 150 local outgoing minutes; and (iii) Php600 load denomination with 600 free local outgoing minutes. These *PLP* prepaid plan offerings include unlimited incoming calls for a month, 15 days and seven days, respectively, and charges Php2.00 per call in excess of the free corresponding minutes via top-up.

International Long Distance Service

There are 11 licensed IGF operators, of which eight are major IGF operators, in the country, including us. While we still maintain a leadership position in this highly competitive service segment of the industry, our market share in recent years has declined as a result of: (1) competition from other IGF operators; (2) migration from fixed to mobile calling, coupled with continued increase in the number of cellular subscribers; and (3) the popularity of alternative and cheaper modes of communication such as e-mail, instant messaging, social-networking (such as *Facebook*, *Twitter*, *Instagram*), including "free services" over the internet (such as *Skype*, *Viber*, *Facetime*, *GoogleTalk*), and the establishment of virtual private networks for several corporate entities, which have further heightened competition.

With respect to outbound calls from the Philippines, we compete for market share through our local exchange and cellular businesses, which are the origination points of outbound international calls. We also have introduced a number of marketing initiatives to stimulate growth of outbound call volumes, including tariff reductions and volume discounts for large corporate subscribers.

The number of inbound calls into the Philippines has been negatively impacted by the popularity of OTT services due to further improvement of internet access and the increase in smartphone and tablet adoption as a result of intense local competition. We have been pursuing a number of initiatives to mitigate the decline in our inbound telecommunications traffic, including modest reduction of our termination rates, marketing and promotion to call Philippines and PLDT Fixed at popular Filipino websites, interconnecting with OTT providers like *Skype* and *Viber* in order to directly capture their organic traffic to the Philippines and continuously identifying and limiting unauthorized traffic termination. In addition, we have also established presence, through our wholly-owned subsidiary PLDT Global, in key cities overseas to identify and capture Philippine terminating traffic at its source, maximize the use of our international facilities and develop alternative sources of revenue.

National Long Distance Service

Our national long distance service business has been negatively affected by the growing number of cellular subscribers in the Philippines and the widespread availability and growing popularity of alternative economical non-voice methods of communication, particularly text messaging and e-mail. In addition, various ISPs have launched voice services via the internet to their subscribers nationwide.

While national long distance call volumes have been declining, we have remained the leading provider of national long distance service in the Philippines due to our significant subscriber base and ownership of the Philippines' most extensive transmission network.

From time to time, PLDT launches promotions bundled with our other products to attract new subscribers including free PLDT-to-PLDT NDD service.

Data and Other Network Services

The market for data and other network services is a growing segment in the Philippine telecommunications industry. This development has been spurred by the significant growth in consumer and retail broadband internet access, enterprise resource planning applications, customer relationship management, knowledge processing solutions, online gaming and other e-services that drive the need for broadband and internet-protocol based solutions both in the Philippines and abroad. Our major competitors in this area are Globe-Innove and Bayan. The principal bases of competition in the data services market are coverage, price, content, value for money, bundles or free gifts, customer service and quality of service. PLDT intends to compete in this segment, consistent with its overall strategy to broaden its distribution platform and increase its ability to deliver multimedia content.

Principal Competitors

The table below sets out our principal competitors' market share and other relevant information for 2014:

	Asset Base	Operating Revenues (in millions)	Core Income	Market Share ⁽¹⁾	
				Fixed Line ⁽²⁾	Cellular
Globe ⁽³⁾	179,507	99,025	14,489	23%	39%
Bayan ⁽⁴⁾	–	–	–	–	–

⁽¹⁾ Based on subscriber base.

⁽²⁾ Estimates based on publicly available information.

⁽³⁾ Based on unaudited 4Q2014 Form 17-C filed with the PSE and SEC, the latest public filing available.

⁽⁴⁾ No publicly available information.

Competitive Strengths

We believe our business is characterized by the following competitive strengths:

- Recognized Brands.** PLDT, Smart, *Talk 'N Text* and *Sun Cellular* are strong and widely recognized brand names in the Philippines. We have built the PLDT brand name for over 85 years as the leading telecommunications provider in the Philippines. Smart is recognized in the Philippines as an innovative provider of high-quality cellular services. The *Talk 'N Text* brand, which is provided using Smart's network, has also gained significant recognition as a price-competitive brand. Our brand range was further strengthened with the acquisition of DMPI and its cellular brand, *Sun Cellular*. Since its launch in 2003, *Sun Cellular* has built considerable brand equity as a provider of "unlimited" services. Having a range of strong and recognizable brands allows us to offer to various market segments differentiated products and services that suit customers' budgets and usage preferences.
- Leading Market Shares.** With over 76 million fixed lines, cellular and broadband subscribers as at December 31, 2014, we have leading market positions in each of the fixed line, cellular and broadband markets in the Philippines in terms of both subscribers and revenues.
- Diversified Revenue Sources.** We derive our revenues from two of our business segments, namely, Wireless and Fixed Line, with each contributing 64% and 36%, respectively, to our total revenues in 2014, and 65% and 35%, respectively, in 2013. Revenue sources of our wireless business include cellular services, which include voice services and text message-related, mobile internet and VAS, and wireless broadband services. Revenues from cellular voice and text services have been declining but this decline is somewhat mitigated by the increase in revenues from wireless broadband and mobile internet browsing. Our fixed line business derives service revenues from local exchange, international long distance, national long distance and data and other network services. Revenues from local exchange, national and international long distance, have been declining over the past years due to pressures on traditional fixed line voice revenues and reductions in international interconnection rates, offset by the significant revenue contribution from corporate, SME and consumer data.
- Superior Integrated Network.** With the most advanced and extensive telecommunications networks in the Philippines, we are able to offer a wide array of communications services. Part of our network transformation program included the continued upgrade of our fixed line network to an all IP-based NGN, the build out of our transmission network, the investment in increased international bandwidth capacity, and the expansion of our 3G, 4G LTE and wireless broadband networks in order to enhance our data and broadband capabilities. Our network investments include the upgrade of our IT capabilities, including our Operating Support Systems, Business Support Systems and Intelligent Networks, all of which are essential in enabling us to offer more

relevant services to our customers.

- *Innovative Products and Services.* We have successfully introduced a number of innovative and award-winning cellular products and services, including *Smart Money*, *Smart Load* and *Pasa Load*. *Smart Load* is an “over-the-air” electronic loading facility designed to make reloading of air time credits more convenient for, and accessible to consumers. *Pasa Load* (the term “pasa” means “transfer”) is a derivative service of *Smart Load* that allows load transfers to other *Smart Prepaid* and *Talk ‘N Text* subscribers.
- *Strong Strategic Relationships.* We have important strategic relationships with First Pacific, NTT DOCOMO and NTT Communications. We believe the technological support, international experience and management expertise made available to us through these strategic relationships will enable us to enhance our market leadership and ability to provide and cross-sell a more complete range of products and services.

Intellectual Property Rights

We do not own any material intellectual property rights apart from our brand names and logos. We are not dependent on patents, licenses or other intellectual property which are material to our business or results of operations, other than licenses to use the software that accompany most of our equipment purchases and licenses for certain contents used in VAS of our wireless business. See *Note 15 – Goodwill and Intangible Assets* to the accompanying audited consolidated financial statements in Item 7. “Financial Statements”.

Major Suppliers

Substantially all the telecommunications equipment thus far obtained in connection with our development programs have been purchased outside the Philippines, and we expect that a large portion of the equipment requirements of our future development programs will also be purchased from foreign sources.

The major vendor for Smart for its 2G and 3G Modernization and Expansion Program, as well as for its LTE deployment are Huawei Technologies, Co. Ltd., Nokia Siemens Networks and Ericsson Telecommunications, Inc. For mobile devices, Smart’s principal suppliers are Apple South Asia and Samsung Electronics Co., Ltd.

For PLDT’s continued NGN roll-out, expansion of optical transmission backbone and core equipment, Huawei Technologies, Co., Ltd. and CISCO Systems, Inc. are the principal suppliers of the hardware and software equipment. In July 2012, Ciena Corporation also joined PLDT’s supply base when it was awarded the DFON Expansion Project, or DEP 16, further strengthening the pool for its optical transport transformation initiative. Also, being the first network operator in the Philippines to deploy 100G, PLDT is more able to extract more capacity out of existing fiber and support the delivery of high-bandwidth services and applications. This expansion and network upgrade will add significant bandwidth scalability, reliability and intelligence to our network infrastructure, consequently benefiting from an enhanced network resiliency and service flexibility.

FTTH Full TurnKey, or FTK, roll-out was primarily initiated in 2011 with Fiberhome as a principal supplier for this endeavor. In 2014, four vendors were engaged in FTK basis to bring forth PLDT’s aggressive target rollouts in 2014 (over 83 thousand lines deployed) for FTTH, and they are as follows:

1. Fibercom Telecom Phils., Inc.
2. Fujikura Asia Limited
3. Tyco Electronics Philippines, Inc. (for services) and Tyco Electronics (Malaysia) SDN (for supply); and
4. Wuhan Fiberhome International Technology Co., Ltd. (for supply) and Wuhan Fiberhome International Technology Philippines, Inc. (for services)

Governmental Regulations

As a public utility, we are subject to governmental regulations with respect to our operations, services, rates and ownership. We believe that we are in compliance with all applicable governmental regulations and that our relations with government regulators are satisfactory. For further discussion on governmental laws and regulations affecting our business, see Item 6. “Management’s Discussion and Analysis of Financial Condition and Results of Operations – Risks and Uncertainties – Risks Relating to Us – Our business is significantly affected by governmental laws and regulations, including regulations in respect of our franchises and rates.”

Compliance with Environmental Laws

We have not been subject to any material fines or legal or regulatory action involving noncompliance with environmental regulations of the Philippines. We are not aware of any noncompliance in any material respect with relevant environmental protection regulations.

Employees and Labor Relations

As at December 31, 2014, we had 17,496 employees within the PLDT Group, with 7,725 and 9,771 employees in our wireless and fixed line businesses, respectively. PLDT had 7,041 employees as at December 31, 2014, of which 77% were rank-and-file employees, 16% were management/supervisory staff and 7% were executives. From a peak of 20,312 employees, as at December 31, 1994, PLDT's number of employees declined by 13,271 employees, or 65%, as at December 31, 2014 mainly due to the implementation of the manpower rightsizing program, or MRP.

We and our business units had the following employees as at December 31 of each of the following years:

	December 31,		
	2014	2013	2012
PLDT Group	17,496	17,899	19,125
Wireless	7,725	7,680	8,663
Fixed Line	9,771	10,219	10,462
LEC	7,466	7,415	7,546
Others	2,305	2,804	2,916
PLDT Only	7,041	6,882	6,617

The decrease in the number of employees within the PLDT Group was primarily due to the sale of iPlus in 2014 and the implementation of the MRP by Smart and DMPI in 2013.

PLDT has three employee unions, representing in the aggregate 5,877, or 34% of the employees of the PLDT Group. We consider our relationship with our rank-and-file employees' union, our supervisors' union and our sales supervisors' union to be good.

On January 22, 2014, a CBA was signed by PLDT and *Gabay ng Unyon sa Telekomunikasyon ng mga Superbisor*, or GUTS, our supervisors' union, covering a three-year period from January 1, 2014 to December 31, 2016, following the completion of the negotiations between the parties and the signing of the Memorandum of Agreement on December 17, 2013. This CBA provides for increases of the monthly salary by 8.5% of basic pay or Php3,500, whichever is higher, for each of the first and second year of the CBA, and 7% of basic pay or Php3,000, whichever is higher, for the third year of the CBA; a goodwill signing and expeditious agreement bonuses of Php30,000 and Php45,000, respectively; an increase in the yearly Christmas gift certificate from Php10,000 to Php11,000; Php55,000 funeral assistance for the death of a qualified dependent; Php1 million group insurance plan; and additional contribution of Php3 million to the Educational Trust Fund. Other provisions include increases in rice subsidy, *per diem* allowance and hospitalization benefits for dependents, as well as new grants pertaining to prescription eyeglass subsidy and funding assistance for global warming reduction awareness program.

On January 10, 2014, a Memorandum of Agreement on a new CBA covering a three-year period starting from January 1, 2014 was signed by PLDT and PLDT Sales Supervisors' Union, or PSSU, which provided for salary increases for the period from January 1, 2014 to December 31, 2016. This CBA provides for increases of the monthly salary 8.5% of basic pay or Php3,500, whichever is higher, for each of the first and second year of the CBA, and 7% of basic pay or Php3,000, whichever is higher, for the third year of the CBA; a one-time lump sum clothing accessory allowance of Php10,000; a goodwill signing bonus of Php30,000 and an expeditious agreement bonus of Php40,000; an increase in the yearly Christmas gift certificate from Php10,000 to Php11,000; Php55,000 funeral assistance for the death of a qualified dependent; additional contribution of Php750,000 to the Educational Trust Fund; and Php1 million group insurance plan. Other provisions included increases in rice subsidy, *per diem* allowance and hospitalization benefits for dependents.

On December 3, 2012, PLDT and the *Manggagawa ng Komunikasyon sa Pilipinas*, or MKP, our rank-and-file employees' union, concluded and signed a new three-year CBA, covering the period from November 9, 2012 to November 8, 2015. This CBA provides each member a special bonus equivalent to one month's salary (computed at the salary rate prevailing prior to November 9, 2012) plus Php37,000; increase of the monthly salary of Php2,700, Php2,900 and Php3,300 for the first, second and third year, respectively; an increase in the yearly Christmas gift certificate from Php9,000 to Php10,000; an increase in the amount of coverage under the group life insurance plan from Php750,000 to Php850,000; Php55,000 funeral assistance for the death of a dependent; additional contribution of Php2 million to the Educational Trust Fund; and relocation assistance of Php40,000. Other provisions of this CBA include increases in the rice subsidy, hospitalization benefits for dependents, daily *per diem*. New features of this CBA include prescription eyeglass subsidy and funding assistance for a joint Management-Union environmental awareness education program.

Pension and Retirement Benefits

Defined benefit pension plans

We have separate and distinct retirement plans for PLDT and majority of our Philippine-based operating subsidiaries, administered by the respective Fund's Trustees, covering permanent employees. Retirement costs are separately determined using the projected unit credit method. This method reflects services rendered by

employees to the date of valuation and incorporates assumptions concerning employees' projected salaries.

Retirement costs comprise the following:

- Service cost;
- Net interest on the net defined benefit obligation or asset; and
- Remeasurements of net defined benefit obligation or asset.

Service cost (which includes current service costs, past service costs and gains or losses on non-routine settlements) is recognized as part of compensation and employee benefits account in the consolidated income statements.

Net interest on the net defined benefit asset or obligation is the change during the period in the net defined benefit asset or obligation that arises from the passage of time which is determined by applying the discount rate based on the government bonds to the net defined benefit liability or asset. Net deferred benefit asset is recognized as part of advances and other noncurrent assets and net defined benefit obligation is recognized as part of pension and other employee benefits in our consolidated statement of financial position.

Remeasurements comprising actuarial gains and losses, return on plan assets and any change in the effect of the asset ceiling (excluding net interest on defined benefit obligation) are recognized immediately in other comprehensive income in the period in which they arise. Remeasurements are not classified to profit or loss in subsequent periods.

The net defined benefit asset or liability comprises the present value of the defined benefit obligation (using a discount rate based on government bonds, as explained in *Note 3 – Management's Use of Accounting Judgments, Estimates and Assumptions – Estimating Pension Benefit Costs and Other Employee Benefits* to the accompanying audited consolidated financial statements in Item 7. "Financial Statements"), net of the fair value of plan assets out of which the obligations are to be settled directly. Plan assets are assets held by a long-term employee benefit fund or qualifying insurance policies and are not available to our creditors nor can they be paid directly to us. Fair value is based on market price information and in the case of quoted securities, the published bid price. The value of any defined benefit asset recognized is restricted to the present value of any economic benefits available in the form of refunds from the plan or reductions in the future contributions to the plan. See *Note 26 – Employee Benefits – Defined Benefit Pension Plans* to the accompanying audited consolidated financial statements in Item 7. "Financial Statements" for more details.

Defined contribution plans

Smart and certain of its subsidiaries maintain a defined contribution plan that covers all regular full-time employees under which it pays fixed contributions based on the employees' monthly salaries. Smart and certain of its subsidiaries, however, are covered under R.A. 7641 otherwise known as "The Philippine Retirement Law", which provides for its qualified employees a defined benefit minimum guarantee. The defined benefit minimum guarantee is equivalent to a certain percentage of the monthly salary payable to an employee at normal retirement age with the required credited years of service based on the provisions of R.A. 7641.

Accordingly, Smart and certain of its subsidiaries accounts for their retirement obligation under the higher of the defined benefit obligation related to the minimum guarantee and the obligation arising from the defined contribution plan.

For the defined benefit minimum guarantee plan, the liability is determined based on the present value of the excess of the projected defined benefit obligation over the projected defined contribution obligation at the end of the reporting period. The defined benefit obligation is calculated annually by a qualified independent actuary using the projected unit credit method. Smart and certain of its subsidiaries determine the net interest expense (income) on the net defined benefit liability (asset) for the period by applying the discount rate used to measure the defined benefit obligation at the beginning of the annual period to the then net defined benefit liability (asset), taking into account any changes in the net defined benefit liability (asset) during the period as a result of contributions and benefit payments. Net interest expense and other expenses related to the defined benefit plan are recognized in profit or loss.

The defined contribution liability, on the other hand, is measured at the fair value of the defined contribution assets upon which the defined contribution benefits depend, with an adjustment for margin on asset returns, if any, where this is reflected in the defined contribution benefits.

Remeasurements of the net defined benefit liability, which comprise actuarial gains and losses, the return on plan assets (excluding interest) and the effect of the asset ceiling (if any, excluding interest), are recognized immediately in other comprehensive income.

When the benefits of the plan are changed or when the plan is curtailed, the resulting change in benefit that relates to past service or the gain or loss on curtailment is recognized immediately in profit or loss. Gains or losses on the settlement of the defined benefit plan are recognized when the settlement occurs. See *Note 26 – Employee*

Benefits – Defined Contribution Plans to the accompanying audited consolidated financial statements in Item 7. “Financial Statements” for more details.

Item 2. Description of Property

We own four office buildings located in Makati City and own and operate 295 exchanges nationwide, of which 49 are located in the Metropolitan Manila area, including DMPI’s three exchanges. The remaining 246 exchanges, including DMPI’s 32 exchanges, are located in cities and small municipalities outside Metropolitan Manila area. We also own radio transmitting and receiving equipment used for international and domestic communications. As at December 31, 2014, we had a total of 26,242 cellular/broadband base stations, including 11,083 active 4G/HSPA+/LTE-base stations.

As at December 31, 2014, our principal properties, excluding property under construction, consisted of the following, based on net book values:

- 70% consisted of cable, wire and cellular facilities, including our DFON, subscriber cable facilities, inter-office trunking and toll cable facilities and cellular facilities;
- 14% consisted of central office equipment, including IGFs, pure national toll exchanges and combined local and toll exchanges;
- 9% consisted of land and improvements and buildings, which we acquired to house our telecommunications equipment, personnel, inventory and/or fleet;
- 1% consisted of information origination and termination equipment, including pay telephones and radio equipment installed for customers use, and cables and wires installed within customers’ premises; and
- 6% consisted of other work equipment.

For more information on these properties, see *Note 9 – Property, Plant and Equipment* to the accompanying audited consolidated financial statements in Item 7. “Financial Statements”.

These properties are located in areas where our subscribers are being served. In our opinion, these properties are in good condition, except for ordinary wear and tear, and are adequately insured.

The majority of our connecting lines are above or under public streets and properties owned by others. For example, for many years, the PLDT Group has been using the power pole network of Meralco in Metropolitan Manila for PLDT’s fixed line aerial cables in this area pursuant to short-term lease agreements with Meralco with typically five-year and more recently one-year terms.

PLDT’s, Smart’s, PCEV’s and Digitel’s properties are free from any mortgage, charge, pledge, lien or encumbrance; however, a portion of ePLDT’s property is subject to liens.

The PLDT Group has various lease contracts for periods ranging from one to ten years covering certain offices, warehouses, cell sites, telecommunications equipment locations and various office equipments. For more information on the obligations relating to these properties and long-term obligations, see *Note 28 – Financial Assets and Liabilities* to the accompanying audited consolidated financial statements in Item 7. “Financial Statements”.

In 2015, we expect that cash from operations should enable us to increase the level of our capital expenditures for the continued expansion and upgrading of our network infrastructure. We expect to make additional investments in our core facilities to leverage existing technologies and increase capacity to accommodate expected continued increases in call and text volumes as a result of unlimited voice and text offerings and other promotions. Our 2015 estimated consolidated capital expenditures is approximately Php39 billion, of which approximately Php26 billion is estimated to be spent by our wireless segment and approximately Php13 billion is estimated to be spent by our fixed line segment. Our wireless’ capital spending is currently anticipated to focus on building out coverage, leveraging the capabilities of newly modernized network and expanding 3G, 4G LTE including its backhaul and wireless broadband networks in order to enhance data transmission capabilities. We also contemplate enhancing network and platforms infrastructure and systems to support solutions deployment, campaign analytics and service delivery to enable customized and targeted services, as well as further expanding mainstream services and integration with the PLDT Group core and transmission network to increase penetration, mainly in provincial areas to achieve greater business benefits from a closely synergized environment. Our fixed line’s capital spending is currently intended principally to continue the build-out and upgrade of broadband data and IP infrastructures, fixed line data services, expanding transmission network, increasing international bandwidth capacity, and network maintenance.

Item 3. Legal Proceedings

Except as disclosed in the following paragraphs, neither PLDT nor any of its subsidiaries is a party to, and none of their respective properties is subject to, any pending legal proceedings that PLDT considers to be potentially

material to its and its subsidiaries' business.

Matters Relating to Gamboa Case and the recent Jose M. Roy III Petition

On June 29, 2011, the Supreme Court of the Philippines, or the Court, promulgated a Decision in the case of *Wilson P. Gamboa vs. Finance Secretary Margarito B. Teves, et. al. (G.R. No. 176579)* (the "Gamboa Case"), holding that "the term 'capital' in Section 11, Article XII of the 1987 Constitution refers only to shares of stock entitled to vote in the election of directors and thus only to voting common shares, and not to the total outstanding capital stock (common and non-voting preferred shares)". This decision reversed earlier opinions issued by the Philippine SEC that non-voting preferred shares are included in the computation of the 60%-40% Filipino-alien equity requirement of certain economic activities, such as telecommunications (which is a public utility under Section 11, Article XII of the 1987 Constitution).

Although PLDT is not a party to the Gamboa Case, in its decision, the Court directed the Philippine SEC "to apply this definition of the term 'capital' in determining the extent of allowable foreign ownership in PLDT, and if there is a violation of Section 11, Article XII of the 1987 Constitution, to impose the appropriate sanctions under the law." Although the parties to the Gamboa Case filed Motions for Reconsideration of the decision and argued their positions before the Court, the Court ultimately denied the motions on October 9, 2012.

Meanwhile, on July 5, 2011, the Board of Directors of PLDT approved the amendments to the Seventh Article of Amended Articles of Incorporation of PLDT, or the Amendments to the Articles, which subclassified its authorized preferred capital into preferred shares with full voting rights, or Voting Preferred Shares, and serial preferred shares without voting rights. The Amendments to the Articles were subsequently approved by the stockholders of PLDT and the Philippine SEC.

On October 15, 2012, PLDT and BTFHI, a Filipino corporation and wholly-owned company of The Board of Trustees for the Account of the Beneficial Trust Fund created pursuant to the Benefit Plan of PLDT Company, or the PLDT Beneficial Trust Fund, entered into a Subscription Agreement, pursuant to which PLDT issued 150 million Voting Preferred Shares to BTFHI at Php1.00 per share, reducing the percentage of PLDT's voting stock held by foreigners from 56.62% (based on voting Common Stock) as at October 15, 2012 to 18.37% (based on Voting Common and Preferred stock) as at April 15, 2013.

On May 20, 2013, the Philippine SEC issued SEC Memorandum Circular No. 8, Series of 2013, or the Philippine SEC Guidelines, which we believe was intended to fulfil the Court's directive to the Philippine SEC in the Gamboa Case. The Philippine SEC Guidelines provide that "the required percentage of Filipino ownership shall be applied to BOTH: (a) the total number of outstanding shares of stock entitled to vote in the election of directors; AND (b) the total number of outstanding shares of stock, whether or not entitled to vote in the election of directors." PLDT believes it was, and continues to be, compliant with the Philippine SEC Guidelines. As at end of December 31, 2014, PLDT's foreign ownership was 32.13% of its outstanding shares entitled to vote (Common and Voting Preferred Shares), and 17.66% of its total outstanding capital stock. Therefore, we believe that as of the date of this report, PLDT is in compliance with the requirement of Section 11, Article XII of the 1987 Constitution. See *Note 27 – Provisions and Contingencies – Matters Relating to the Gamboa Case and the recent Jose M. Roy III Petition* to the accompanying audited consolidated financial statements in Item 7. "Financial Statements" for further discussion.

On June 10, 2013, Jose M. Roy III filed a petition for certiorari with the Supreme Court against the Philippine SEC, Philippine SEC Chairperson Teresita Herbosa and PLDT, claiming: (1) that the Philippine SEC Guidelines violates the Court's decision in the Gamboa Case (on the basis that (a) the 60-40 ownership requirement be imposed on "each class of shares" and (b) Filipinos must have full beneficial ownership of 60% of the outstanding capital stock of corporations subject to the foreign ownership requirements); and (2) that the PLDT Beneficial Trust Fund is not a Filipino-owned entity and consequently, the corporations owned by PLDT Beneficial Trust Fund, including BTFHI, cannot be considered Filipino-owned corporations.

PLDT raised several procedural and substantive arguments against the petition, including in particular, that (a) the Philippine SEC Guidelines merely implemented the dispositive portion of the decision in the Gamboa Case, and that the dispositive portion of the Gamboa Case that defines "capital" is properly reflected in the Philippine SEC Guidelines, and (b) the fundamental requirements which need to be satisfied in order for PLDT Beneficial Trust Fund and BTFHI to be considered Filipino (for PLDT Beneficial Trust Fund's Trustees to be Filipinos and for 60% of the Fund to accrue to the benefit of Philippine nationals) are satisfied with respect to the PLDT Beneficial Trust Fund, and therefore, PLDT Beneficial Trust Fund and BTFHI are Filipino shareholders for purposes of classifying their 150 million Voting Preferred Shares in PLDT. As a result, more than 60% of PLDT's total voting stock is Filipino-owned and PLDT is compliant with the Constitutional ownership requirements.

In October 2013, the Philippine SEC and Chairperson Teresita Herbosa also raised a number of arguments for dismissal of the petition for being procedurally flawed and for lack of merit.

In May 2014, the petitioner filed a consolidated reply and a motion for the issuance of a temporary restraining order to prevent PLDT from holding its 2014 annual stockholders meeting. The temporary restraining order was denied and PLDT held its 2014 annual meeting on June 10, 2014 as scheduled.

On February 10, 2015, PLDT filed a consolidated memorandum setting forth its arguments against the petition.

As at March 26, 2015, the resolution of the petition remains pending with the Supreme Court.

Local Business and Franchise Taxes

PLDT, Smart, PCEV and Digitel currently face various local business and franchise tax assessments by different local government units.

PLDT, Smart, PCEV and Digitel believe that under Philippine laws then prevailing, they are exempt from payment of local franchise and business taxes to local government units and are contesting the assessment of these taxes in some of these cases.

Arbitration with Eastern Telecommunications Philippines, Inc., or ETPI

Since 1990, PLDT and ETPI have been engaged in legal proceedings involving a number of issues in connection with their business relationship. While they have entered into Compromise Agreements in the past (one in February 1990, and another one in March 1999), these agreements have not put to rest their issues against each other. Accordingly, to avoid further protracted litigation and improve their business relationship, both PLDT and ETPI have agreed in April 2008 to submit their differences and issues to voluntary arbitration. For this arbitration (after collating various claims of one party against the other), ETPI, on one hand, initially submitted its claims of about Php2.9 billion against PLDT; while PLDT, on the other hand, submitted its claims of about Php2.8 billion against ETPI. Pursuant to an agreement between PLDT and ETPI, the arbitration proceedings have been suspended.

Other disclosures required by *PAS 37, Provisions, Contingent Liabilities and Contingent Assets*, were not provided as it may prejudice our position in on-going claims, litigations and assessments. For more information, see *Note 27 – Provisions and Contingencies* to the accompanying audited consolidated financial statements in Item 7. “Financial Statements”.

Item 4. Submission of Matters to a Vote of Security Holders

There were no matters submitted to a vote of security holders during the fourth quarter of the fiscal year covered by this annual report.

PART II – OPERATIONAL AND FINANCIAL INFORMATION

Item 5. Market for Registrant’s Common Equity and Related Stockholder Matters

Market Information

Common Capital Stock and ADSs

The shares of common stock of PLDT are listed and traded on the PSE and, prior to October 19, 1994, were listed and traded on the American Stock Exchange and Pacific Exchange in the United States. On October 19, 1994, an ADR facility was established, pursuant to which Citibank, N.A., as the depositary, issued ADRs evidencing ADSs with each ADS representing one PLDT common share with a par value of Php5 per share. Effective February 10, 2003, PLDT appointed JP Morgan Chase Bank as successor depositary of PLDT’s ADR facility. The ADSs are listed on the NYSE and are traded on the NYSE under the symbol of “PHI”.

The public ownership level of PLDT common shares listed on the PSE as at January 31, 2015 is 53.86%.

On November 9, 2011, the PSE approved the listing of the additional 27.7 million common shares of PLDT, which were issued on October 26, 2011 at the issue price of Php2,500 per share, as consideration for the acquisition by PLDT of the Enterprise Assets of Digitel.

On January 27, 2012, a total of 1.61 million PLDT common shares were issued for settlement of the purchase price of 2,518 million common shares of Digitel tendered by the noncontrolling Digitel stockholders under the mandatory tender offer conducted by PLDT, and which opted to receive payment of the purchase price in the form of PLDT common shares.

As at January 31, 2015, 10,372 stockholders were Philippine persons and held approximately 45.53% of PLDT’s common capital stock. In addition, as at January 31, 2015, there were a total of approximately 43 million ADSs outstanding, substantially all of which PLDT believes were held in the United States by 295 holders.

For the period from January 1 to 31, 2015, a total of 3.1 million shares of PLDT’s common capital stock were traded on the PSE. During the same period, the volume of trading was 1.3 million ADSs on the NYSE.

High and low sales prices for PLDT's common shares on the PSE and ADSs on the NYSE for each of the full quarterly period during 2014 and 2013 and for the first two months of 2015 were as follows:

	Philippine Stock Exchange		New York Stock Exchange	
	High	Low	High	Low
2015				
First Quarter	Php3,214.00	Php2,780.00	US\$72.93	US\$61.36
January	3,014.00	2,808.00	67.76	61.90
February	3,214.00	2,948.00	72.93	66.51
March (March 1 to 24, 2015)	3,160.00	2,780.00	70.17	61.36
2014				
First Quarter	2,826.00	2,604.00	63.63	56.88
Second Quarter	3,000.00	2,716.00	68.08	60.54
Third Quarter	3,486.00	2,950.00	79.04	66.85
Fourth Quarter	3,292.00	2,748.00	72.40	61.18
October	3,240.00	2,980.00	71.86	66.11
November	3,292.00	2,888.00	72.40	63.58
December	2,998.00	2,748.00	66.75	61.18
2013				
First Quarter	3,004.00	2,530.00	74.08	62.11
Second Quarter	3,290.00	2,682.00	78.63	62.30
Third Quarter	3,110.00	2,680.00	71.76	59.04
Fourth Quarter	3,054.00	2,572.00	71.36	58.63

Holders

As at January 31, 2015, there were 11,872 holders of record of PLDT's common shares. Listed below were the top 20 common shareholders, including their nationalities, the number of shares held, the amount of their holdings, and the approximate percentages of their respective shareholdings to PLDT's total outstanding common stocks:

Name of Holder of Record	Nationality	Number of Shares Held	Amount of Holding	Approximate % to Total Outstanding Common Stock
1. PCD Nominee Corporation	Various – Foreign	40,538,618	202,693,090	36.86
2. J. P. Morgan Hong Kong Nominees Limited	Various – Filipino	39,088,966		
3. Philippine Telecommunications Investment Corporation	Chinese	41,006,552	195,444,830	18.98
4. NTT DOCOMO, Inc.	Filipino	26,034,263	205,032,760	12.05
5. Metro Pacific Resources, Inc.	Japanese	22,796,902	130,171,315	10.55
6. NTT Communications Corporation	Filipino	21,556,676	107,783,380	9.98
7. Social Security System, or SSS	Japanese	12,633,487	63,167,435	5.85
8. Pan-Malayan Management & Inv Corp.	Filipino	8,338,379	41,691,895	3.86
9. Manuel V. Pangilinan	Filipino	640,000	3,200,000	0.30
10. Albert F. &/or Margaret Gretchen V. del Rosario	Filipino	245,450	1,227,250	0.11
11. Alfonso T. Yuchengco	Filipino	206,789	1,033,945	0.10
12. Edward A. Tortorici &/or Anita R. Tortorici	Filipino	118,458	592,290	0.05
13. Enrique T. Yuchengco, Inc.	American	96,874	484,370	0.04
14. James L. Go	Filipino	59,868	299,340	0.03
15. JDC Investment Realty Enterprises, Inc.	Filipino	57,914	289,570	0.03
16. Hare & Company	Filipino	47,708	238,540	0.02
17. Sze Ye Se	American	34,811	174,055	0.02
18. George R. Verstraete	Filipino	30,000	150,000	0.01
19. Traders Royal Bank	American	29,744	148,720	0.01
20. Ramon J. Ongsiako, Jr.	Filipino	29,682	148,410	0.01
		27,000	135,000	0.01
		<u>213,618,141</u>	<u>Php1,068,090,705</u>	

Dividends

The following table shows the dividends declared to common shareholders from the earnings for the years ended December 31, 2012, 2013 and 2014:

Earnings	Date			Amount	
	Approved	Record	Payable	Per share	Total Declared (in millions)
2012	August 7, 2012	August 31, 2012	September 28, 2012	Php60	Php12,964
2012	March 5, 2013	March 19, 2013	April 18, 2013	60	12,963
2012	March 5, 2013	March 19, 2013	April 18, 2013	52	11,235
				172	37,162
2013	August 7, 2013	August 30, 2013	September 27, 2013	63	13,611
2013	March 4, 2014	March 18, 2014	April 16, 2014	62	13,395
2013	March 4, 2014	March 18, 2014	April 16, 2014	54	11,667
				179	38,673
2014	August 5, 2014	August 28, 2014	September 26, 2014	69	14,908
2014	March 3, 2015	March 17, 2015	April 16, 2015	61	13,179
2014	March 3, 2015	March 17, 2015	April 16, 2015	26	5,618
				Php156	Php33,705

On August 5, 2014, the PLDT Board of Directors approved an amendment to our dividend policy, increasing the dividend payout rate to 75% from 70% of our core EPS as regular dividends. In declaring dividends, we take into consideration the interests of our shareholders as well as our working capital, capital expenditures and debt servicing requirements. The retention of earnings may be necessary to meet the funding requirements of our business expansion and development programs. However, in the event that no investment opportunities arise, we may consider returning additional cash to our shareholders in the form of special dividends of up to the balance of our core earnings or undertaking share buybacks. We were able to pay out dividends of approximately 100% of our core earnings for seven consecutive years from 2007 to 2013 and approximately 90% of our core earnings for 2014. The accumulated equity in the net earnings of our subsidiaries, which form part of our retained earnings, is not available for distribution unless realized in the form of dividends from such subsidiaries. Dividends are generally paid in Philippine pesos. In the case of shareholders residing outside the Philippines, PLDT's transfer agent in Manila, Philippines, which acts as the dividend-disbursing agent, converts the Philippine peso dividends into U.S. dollars at the prevailing exchange rates and remits the dollar dividends abroad, net of any applicable withholding tax.

Our subsidiaries pay dividends subject to the requirements of applicable laws and regulations and availability of unrestricted retained earnings, without any restriction imposed by the terms of contractual agreements. Notwithstanding the foregoing, the declaration and payment of such dividends depends upon the respective subsidiary's results of operations and future projects, earnings, cash flow, financial condition, capital investment requirements and other factors.

Item 6. Management's Discussion and Analysis of Financial Condition and Results of Operations

The following discussion and analysis of our financial condition and results of operations should be read in conjunction with our consolidated financial statements and the related notes as at and for the three years in the period ended December 31, 2014 included elsewhere in this Annual Report. This discussion contains forward-looking statements that reflect our current views with respect to future events and our future financial performance. These statements involve risks and uncertainties, and our actual results may differ materially from those anticipated in these forward-looking statements.

Selected Financial Data and Key Performance Indicators

	Years ended December 31,		
	2014	2013	2012 ⁽¹⁾
Income Statement Data:			
Revenues	Php170,962	Php168,331	Php163,033
Service revenues	165,070	164,052	159,738
Non-service revenues	5,892	4,279	3,295
Expenses	130,457	125,515	122,529
Other income (expenses)	3,643	(1,184)	3,102
Income before income tax	44,148	41,632	43,606
Net income (loss)	34,090	35,453	36,099
Continuing operations	34,090	33,384	35,556
Discontinued operations	—	2,069	543
Core income	37,410	38,717	36,907
Continuing operations	37,410	38,816	36,356
Discontinued operations	—	(99)	551
EBITDA from continuing operations	76,877	77,552	75,388
EBITDA margin ⁽²⁾	47%	47%	47%
Reported earnings per common share:			
Basic	157.51	163.67	167.07
Diluted	157.51	163.67	167.07
Reported earnings per common share from continuing operations:			
Basic	157.51	154.09	164.55
Diluted	157.51	154.09	164.55
Core earnings per common share:			
Basic	172.88	178.93	170.58
Diluted	172.88	178.93	170.58
Core earnings per common share from continuing operations:			
Basic	172.88	179.38	168.03
Diluted	172.88	179.38	168.03
Other Data:			
Net cash provided by operating activities	66,015	73,763	80,370
Net cash used in investing activities	(51,686)	(21,045)	39,058
Capital expenditures	34,759	28,838	36,396
Net cash used in financing activities	(19,897)	(59,813)	48,628
Operational Data			
Number of cellular subscribers	69,857,060	70,045,627	69,866,458
Number of fixed line subscribers	2,207,889	2,069,419	2,063,794
Number of broadband subscribers:	4,075,150	3,415,793	3,246,423
Fixed Line	1,089,004	961,967	887,399
Wireless	2,986,146	2,453,826	2,359,024
Number of employees:	17,496	17,899	19,125
Fixed Line	9,771	10,219	10,462
LEC	7,466	7,415	7,546
Others	2,305	2,804	2,916
Wireless	7,725	7,680	8,663

⁽¹⁾ As adjusted to reflect the adjustments on the application of the Revised PAS 19 – Employee Benefits.

⁽²⁾ EBITDA margin for the period is measured as EBITDA from continuing operations divided by service revenues.

Overview

We are the largest and most diversified telecommunications company in the Philippines. We have organized our business into business units based on our products and services and have three reportable operating segments which serve as bases for management's decision to allocate resources and evaluate operating performance:

- **Wireless** — wireless telecommunications services provided by Smart and DMPI, which owns the *Sun Cellular* business and is a wholly-owned subsidiary of Digitel, our cellular service providers; Wifun, our portal enabler company; SBI and PDSI, our wireless broadband service providers; Chikka Group, our wireless content operators; ACeS Philippines, our satellite operator; and certain subsidiaries of PLDT Global, our MVNO provider;
- **Fixed Line** — fixed line telecommunications services primarily provided by PLDT. We also provide fixed line services through PLDT's subsidiaries, namely, ClarkTel, SubicTel, Philcom Group, Maratel, SBI, PDSI, BCC, PLDT Global and Digitel, all of which together account for approximately 6% of our consolidated fixed line subscribers; and information and communications infrastructure and services for internet applications, IP-based solutions and multimedia content delivery provided by ePLDT, IPCDSI, AGS, and its subsidiaries, or AGS Group, and Curo Teknika, Inc.; distribution of Filipino channels and content services provided by PGNL and its subsidiaries; air transportation service provided by PG1; and bills printing and other VAS-related services provided by ePDS; and
- **Others** — PGIH, PLDT Digital and its subsidiary, MIC, PGIC and PCEV, our investment companies.

Key performance indicators and drivers that our management uses for the management of our business include, among others, the general economic conditions in the Philippines, our subscriber base, traffic volumes and interconnection arrangements.

In addition, our results of operations and financial position are increasingly affected by fluctuations of the Philippine peso against the U.S. dollar. Since a substantial portion of our indebtedness is denominated in U.S. dollars, an appreciation or depreciation of the Philippine peso against the U.S. dollar as at the end of the most recent fiscal year compared to the end of the previous fiscal year may result in our recognition of significant foreign exchange gains or losses, respectively. For example, the Philippine peso depreciated against the U.S. dollar from Php44.40 as at December 31, 2013 to Php44.74 as at December 31, 2014, as a result of which we recognized in 2014 foreign exchange losses in the amount of Php382 million, representing a decrease of Php2,511 million from Php2,893 million in 2013. Moreover, since approximately 20% of our revenues are either denominated in U.S. dollars or linked to the U.S. dollar, a depreciation or appreciation of the weighted average exchange rate of the Philippine peso against the U.S. dollar increases or decreases our revenues in Philippine peso terms and increases or decreases our cash flow from operations, respectively. For example, the depreciation of the Philippine peso relative to the U.S. dollar to a weighted average exchange rate of Php44.40 in 2014 from Php44.24 in 2013 increased our U.S. dollar and U.S. dollar-linked revenues in Philippine peso terms. Furthermore, fluctuations of the Philippine peso against the U.S. dollar resulted in gains or losses on our derivative financial instruments, which increasingly affected our results of operations and financial position. For example, we recognized net losses on derivative financial instruments of Php102 million in 2014 from net gains on derivative financial instruments of Php511 million in 2013.

On December 4, 2012, our Board of Directors authorized the sale of our BPO segment, which was completed in April 2013. Consequently, as at December 31, 2012, the BPO segment was classified as discontinued operations and a disposal group held-for-sale. The results of operations of our BPO business for the four months ended April 30, 2013 and for the year ended December 31, 2012 were presented as discontinued operations. See Item 1. "Description of Business – Recent Developments", *Note 2 – Summary of Significant Accounting Policies – Discontinued Operations* and *Note 3 – Management's Use of Accounting Judgments, Estimates and Assumptions – Assets Held-for-Sale and Discontinued Operations* to the accompanying audited consolidated financial statements in Item 7. "Financial Statements" for further discussion of the classification of the BPO segment as an asset held-for-sale.

Performance Indicators

We use a number of non-GAAP performance indicators to monitor financial performance. These are summarized below and discussed later in this report.

EBITDA

EBITDA is measured as net income excluding depreciation and amortization, amortization of intangible assets, asset impairment on noncurrent assets, financing costs, interest income, equity share in net earnings (losses) of associates and joint ventures, foreign exchange gains (losses) – net, gains (losses) on derivative financial instruments – net, provision for (benefit from) income tax and other income (expenses) – net. EBITDA is monitored by the management for each business unit separately for purposes of making decisions about resource allocation and performance assessment. EBITDA is presented because our management believes that it is widely used by investors in their analysis of the performance of PLDT and can assist them in their comparison of PLDT's performance with those of other companies in the technology, media and telecommunications sector. We also present EBITDA because it is used by some investors as a way to measure a company's ability to incur and service debt, make capital expenditures and meet working capital requirements. Companies in the technology, media and telecommunications sector have historically reported EBITDA as a supplement to financial measures in accordance with PFRS. EBITDA should not be considered as an alternative to net income as an indicator of our performance, nor should EBITDA be considered as an alternative to cash flows from operating activities, as a measure of liquidity or as an alternative to any other measure determined in accordance with PFRS. Unlike net income, EBITDA does not include depreciation and amortization or financing costs and, therefore, does not reflect current or future capital expenditures or the cost of capital. We compensate for these limitations by using EBITDA as only one of several comparative tools, together with PFRS-based measurements, to assist in the evaluation of operating performance. Such PFRS-based measurements include income before income tax, net income, cash flows from operations and cash flow data. We have significant uses of cash flows, including capital expenditures, interest payments, debt principal repayments, taxes and other non-recurring charges, which are not reflected in EBITDA. Our calculation of EBITDA may be different from the calculation methods used by other companies and, therefore, comparability may be limited.

A reconciliation of our consolidated EBITDA to our consolidated net income for the years ended December 31, 2014, 2013 and 2012 is presented in *Note 4 – Operating Segment Information* to the accompanying audited consolidated financial statements in Item 7. "Financial Statements".

Core Income

Core income is measured as net income attributable to equity holders of PLDT (net income less net income attributable to non-controlling interests), excluding foreign exchange gains (losses) – net, gains (losses) on derivative financial instruments – net (excluding hedge costs), asset impairment on noncurrent assets, nonrecurring gains (losses), net of tax effect of aforementioned adjustments, as applicable, and similar adjustments to equity share in net earnings (losses) of associates and joint ventures. Core income results are monitored by the management for each business unit separately for purposes of making decisions about resource allocation and performance assessment. Also, core income is used by the management as a basis for determining the level of dividend payouts to shareholders and a basis for granting incentives to employees. Core income should not be considered as an alternative to income before income tax or net income determined in accordance with PFRS as an indicator of our performance. Unlike income before income tax, core income does not include foreign exchange gains and losses, gains and losses on derivative financial instruments, asset impairments and non-recurring gains and losses. We compensate for these limitations by using core income as only one of several comparative tools, together with PFRS-based measurements, to assist in the evaluation of operating performance. Such PFRS-based measurements include income before income tax and net income. Our calculation of core income may be different from the calculation methods used by other companies and, therefore, comparability may be limited. A reconciliation of our consolidated core income to our consolidated net income for the years ended December 31, 2014, 2013 and 2012 is presented in *Note 4 – Operating Segment Information* to the accompanying audited consolidated financial statements in Item 7. “Financial Statements”.

Management’s Financial Review

We use our EBITDA and our core income to assess our operating performance; a reconciliation of our consolidated EBITDA and our consolidated core income to our consolidated net income for the years ended December 31, 2014, 2013 and 2012 is set forth below.

The following table shows the reconciliation of our consolidated EBITDA to our consolidated net income for the years ended December 31, 2014, 2013 and 2012:

	December 31,		
	2014	2013	2012 ⁽¹⁾
	(in millions)		
EBITDA from continuing operations	Php76,877	Php77,552	Php75,388
Add (deduct) adjustments to continuing operations:			
Other income	4,853	4,113	5,813
Equity share in net earnings of associates and joint ventures	3,841	2,742	1,538
Interest income	752	932	1,354
Retroactive effect of adoption of Revised PAS 19	–	(1,269)	1,287
Gains (losses) on derivative financial instruments – net	(101)	511	(2,009)
Foreign exchange gains (losses) – net	(382)	(2,893)	3,282
Amortization of intangible assets	(1,149)	(1,020)	(921)
Fixed assets and other noncurrent asset impairment	(3,844)	(2,143)	(2,896)
Financing costs – net	(5,320)	(6,589)	(6,876)
Provision for income tax	(10,058)	(8,248)	(8,050)
Depreciation and amortization	(31,379)	(30,304)	(32,354)
Total adjustments	(42,787)	(44,168)	(39,832)
Net income from continuing operations	34,090	33,384	35,556
Net income from discontinued operations	–	2,069	543
Consolidated net income	Php34,090	Php35,453	Php36,099

⁽¹⁾ As adjusted to reflect the adjustments on the application of the Revised PAS 19 – Employee Benefits.

The following table shows the reconciliation of our consolidated core income to our consolidated net income for the years ended December 31, 2014, 2013 and 2012:

	December 31,		
	2014	2013	2012 ⁽¹⁾
	(in millions)		
Core income from continuing operations	Php37,410	Php38,816	Php36,356
Core income from discontinued operations	–	(99)	551
Consolidated core income	37,410	38,717	36,907
Add (deduct) adjustments to continuing operations:			
Net tax effect of aforementioned adjustments	778	843	(644)
Gains (losses) on derivative financial instruments – net, excluding hedge cost	208	816	(1,689)
Casualty losses due to Typhoon Yolanda	–	(878)	–
Retroactive effect of adoption of Revised PAS 19	–	(1,269)	1,287
Net income (loss) attributable to noncontrolling interests	(1)	33	(49)
Core income adjustment on equity share in net earnings (losses) of associates and joint ventures	(79)	59	(91)
Foreign exchange gains (losses) – net	(382)	(2,893)	3,282
Fixed assets and other noncurrent asset impairment	(3,844)	(2,143)	(2,896)
Total adjustments	(3,320)	(5,432)	(800)
Adjustment to discontinued operations	–	2,168	(8)
Net income from continuing operations	34,090	33,384	35,556
Net income from discontinued operations	–	2,069	543
Consolidated net income	Php34,090	Php35,453	Php36,099

⁽¹⁾ As adjusted to reflect the adjustments on the application of the Revised PAS 19 – Employee Benefits.

The following table shows the reconciliation of our consolidated basic and diluted core EPS to our consolidated basic and diluted EPS attributable to common equity holders of PLDT for the years ended December 31, 2014, 2013 and 2012:

	2014		2013		2012 ⁽¹⁾	
	Basic	Diluted	Basic	Diluted	Basic	Diluted
Core EPS from continuing operations	Php172.88	Php172.88	Php179.38	Php179.38	Php168.03	Php168.03
Core EPS from discontinued operations	–	–	(0.45)	(0.45)	2.55	2.55
Consolidated core EPS	172.88	172.88	178.93	178.93	170.58	170.58
Add (deduct) adjustments to continuing operations:						
Gains (losses) on derivative financial instruments – net, excluding hedge costs (Notes 2 and 28)	0.55	0.55	2.65	2.65	(5.47)	(5.47)
Core income adjustment on equity share in net earnings (losses) of associates and joint ventures	(0.37)	(0.37)	0.27	0.27	(0.42)	(0.42)
Foreign exchange gains (losses) – net (Notes 2 and 28)	(1.40)	(1.40)	(9.61)	(9.61)	10.63	10.63
Fixed assets and other noncurrent asset impairment (Notes 3, 5 and 9)	(14.15)	(14.15)	(9.92)	(9.92)	(13.40)	(13.40)
Retroactive effect of adoption of Revised PAS 19 (Note 2)	–	–	(5.10)	(5.10)	5.18	5.18
Casualty losses due to typhoon “Yolanda”	–	–	(3.58)	(3.58)	–	–
Total adjustments	(15.37)	(15.37)	(25.29)	(25.29)	(3.48)	(3.48)
Adjustments to discontinued operations	–	–	10.03	10.03	(0.03)	(0.03)
EPS from continuing operations attributable to common equity holders of PLDT (Note 8)	157.51	157.51	154.09	154.09	164.55	164.55
EPS from discontinued operations attributable to common equity holders of PLDT (Notes 2 and 8)	–	–	9.58	9.58	2.52	2.52
Consolidated EPS attributable to common equity holders of PLDT (Note 8)	Php157.51	Php157.51	Php163.67	Php163.67	Php167.07	Php167.07

⁽¹⁾ As adjusted to reflect the adjustments on the application of the Revised IAS 19 – Employee Benefits.

Results of Operations

The table below shows the contribution by each of our business segments to our consolidated revenues, expenses, other income (expense), income (loss) before income tax, net income (loss), EBITDA, EBITDA margin and core income for the years ended December 31, 2014, 2013 and 2012. In each of the years ended December 31, 2014 and 2013, a majority of our revenues are derived from our operations within the Philippines. Our revenues derived from outside the Philippines consist primarily of revenues from incoming international calls to the Philippines.

	Wireless	Fixed Line	Others	Inter-segment Transactions	Consolidated
	(in millions)				
For the year ended December 31, 2014					
Revenues	Php118,879	Php67,235	Php-	(Php15,152)	Php170,962
Expenses	89,102	56,855	56	(15,556)	130,457
Other income (expenses)	(724)	(840)	5,611	(404)	3,643
Income before income tax	29,053	9,540	5,555	-	44,148
Provision for income tax	7,158	2,818	82	-	10,058
Net income/Segment profit	21,895	6,722	5,473	-	35,453
EBITDA	50,917	25,612	(56)	404	77,552
EBITDA margin ⁽¹⁾	44%	39%	-	(3%)	47%
Core income from continuing operations	25,176	6,691	5,543	-	37,410
For the year ended December 31, 2013					
Revenues	119,323	63,567	-	(14,559)	168,331
Expenses	84,674	55,975	5	(15,139)	125,515
Other income (expenses)	(3,866)	(481)	3,597	(434)	(1,184)
Income before income tax	30,783	7,111	3,592	146	41,632
Provision for (Benefit from) income tax	8,862	(698)	84	-	8,248
Net income/Segment profit	21,921	7,809	3,508	146	35,453
Continuing operations	21,921	7,809	3,508	146	33,384
Discontinued operations	-	-	-	-	2,069
EBITDA from continuing operations	54,703	22,274	(5)	580	77,552
EBITDA margin ⁽¹⁾	47%	36%	-	(4%)	47%
Core income	26,499	9,061	3,110	146	38,717
Continuing operations	26,499	9,061	3,110	146	38,816
Discontinued operations	-	-	-	-	(99)
For the year ended December 31, 2012 ⁽²⁾					
Revenues	115,932	60,246	-	(13,145)	163,033
Expenses	83,717	52,776	18	(13,982)	122,529
Other income (expenses)	893	(1,781)	4,358	(368)	3,102
Income before income tax	33,108	5,689	4,340	469	43,606
Provision for income tax	8,094	(51)	7	-	8,050
Net income/Segment profit	25,014	5,740	4,333	469	36,099
Continuing operations	25,014	5,740	4,333	469	35,556
Discontinued operations	-	-	-	-	543
EBITDA from continuing operations	54,480	20,089	(18)	837	75,388
EBITDA margin ⁽¹⁾	48%	34%	-	(6%)	47%
Core income	25,694	5,769	4,424	469	36,907
Continuing operations	25,694	5,769	4,424	469	36,356
Discontinued operations	-	-	-	-	551

⁽¹⁾ EBITDA margin for the period is measured as EBITDA from continuing operations divided by service revenues.

⁽²⁾ As adjusted to reflect the adjustments on the application of the Revised PAS 19 – Employee Benefits and certain presentation adjustments to conform with the current presentation of our business segments.

Years Ended December 31, 2014 and 2013

On a Consolidated Basis

Revenues

We reported consolidated revenues of Php170,962 million in 2014, an increase of Php2,631 million, or 2%, as compared with Php168,331 million in 2013, primarily due to higher revenues from data and other network, local exchange and miscellaneous services from our fixed line business, higher wireless broadband revenues, and an increase in our non-service revenues, partially offset by lower revenues from national and international long distance services from our fixed line business, and lower cellular services, and satellite and other services from our wireless business.

The following table shows the breakdown of our consolidated revenues by business segment for the years ended December 31, 2014 and 2013:

	2014	%	2013	%	Change	
					Amount	%
(in millions)						
Wireless	Php118,879	70	Php119,323	71	(Php444)	–
Fixed line	67,235	39	63,567	38	3,668	6
Inter-segment transactions	(15,152)	(9)	(14,559)	(9)	(593)	4
Consolidated	Php170,962	100	Php168,331	100	Php2,631	2

Expenses

Consolidated expenses increased by Php4,942 million, or 4%, to Php130,457 million in 2014 from Php125,515 million in 2013, as a result of higher expenses related to repairs and maintenance, cost of sales, depreciation and amortization, selling and promotions, taxes and licenses, professional and other contracted services, rent, asset impairment, communication, training and travel, amortization of intangible assets, and insurance and security, partially offset by lower expenses related to compensation and employee benefits, interconnection costs and other operating expenses.

The following table shows the breakdown of our consolidated expenses by business segment for the years ended December 31, 2014 and 2013:

	2014	%	2013	%	Change	
					Amount	%
(in millions)						
Wireless	Php89,102	68	Php84,674	67	Php4,428	5
Fixed line	56,855	44	55,975	45	880	2
Others	56	–	5	–	51	1,020
Inter-segment transactions	(15,556)	(12)	(15,139)	(12)	(417)	3
Consolidated	Php130,457	100	Php125,515	100	Php4,942	4

Other Income (Expenses)

Consolidated other income amounted to Php3,643 million in 2014, a change of Php4,827 million as against other expenses of Php1,184 million in 2013, primarily due to the combined effects of the following: (i) a decrease in foreign exchange losses by Php2,511 million mainly due to narrower dollar and peso interest rate differentials and lower level of depreciation of the Philippine peso to the U.S. dollar; (ii) a decrease in net financing costs by Php1,269 million mainly due to decreases on accretion on financial liabilities and financing charges, partly offset by a higher outstanding debt balance; (iii) an increase in the equity share in net earnings of associates by Php1,099 million mainly due to the increase in the equity share in net earnings of Beacon, Beta, and Cignal TV; (iv) an increase in other income by Php740 million mainly due to the realized portion of deferred gain on the transfer of Meralco shares, gain on fair value adjustment on investment property, gain on purchase price adjustment in relation with the acquisition of Digitel and higher gain on insurance claims, partly offset by the gain on sale of Philweb shares in 2013; (v) lower interest income by Php180 million due to lower weighted average interest rates, partly offset by higher principal amounts of placements and the depreciation of the weighted average exchange rate of the Philippine peso to the U.S. dollar; and (vi) net loss on derivative financial instruments of Php101 million in 2014 as against net gains on derivative financial instruments of Php511 million due to losses on matured Euro/U.S. dollar forward purchase contracts due to the appreciation of the U.S. dollar relative to the Euro and on matured U.S. dollar/Philippine peso forward purchase contracts in the second quarter of 2014 due to the appreciation of the Philippine peso relative to the U.S. dollar.

The following table shows the breakdown of our consolidated other income (expenses) by business segment for the years ended December 31, 2014 and 2013:

	2014	2013	Change	
			Amount	%
(in millions)				
Wireless	(Php724)	(Php3,866)	Php3,142	(81)
Fixed line	(840)	(481)	(359)	75
Others	5,611	3,597	2,014	56
Inter-segment transactions	(404)	(434)	30	(7)
Consolidated	Php3,643	(Php1,184)	Php4,827	(408)

Net Income

Consolidated net income decreased by Php1,363 million, or 4%, to Php34,090 million in 2014, from Php35,453 million, including net income from discontinued operations of Php2,069 million, in 2013. The decrease was mainly due to the combined effects of the following: (i) an increase in consolidated expenses by Php4,942 million; (ii) an increase in consolidated provision for income tax by Php1,810 million, which was mainly due to higher taxable

income from our fixed line business; (iii) income from discontinued operations of Php2,069 million in 2013; (iv) an increase in consolidated revenues by Php2,631 million; and (v) an increase in consolidated other income – net by Php4,827 million. Our consolidated basic and diluted EPS decreased to Php157.51 in 2014 from consolidated basic and diluted EPS of Php163.67 in 2013. Our weighted average number of outstanding common shares was approximately 216.06 million in each of the the years ended December 31, 2014 and 2013.

The following table shows the breakdown of our consolidated net income by business segment for the years ended December 31, 2014 and 2013:

	2014	%	2013	%	Change	
					Amount	%
	(in millions)					
Wireless	Php21,895	64	Php21,921	62	(Php26)	–
Fixed line	6,722	20	7,809	22	(1,087)	(14)
Others	5,473	16	3,508	10	1,965	56
Inter-segment transactions	–	–	146	–	(146)	(100)
Continuing operations	34,090	100	33,384	94	706	2
Discontinued operations	–	–	2,069	6	(2,069)	(100)
Consolidated	Php34,090	100	Php35,453	100	(Php1,363)	(4)

EBITDA

Our consolidated EBITDA amounted to Php76,877 million in 2014, a decrease of Php675 million, or 1%, as compared with Php77,552 million in 2013, primarily due to higher cost of sales and operating expenses driven by repairs and maintenance costs, selling and promotions, taxes and licenses, professional and other contracted services, and rent, partially offset by higher consolidated revenues, and lower compensation and employee benefits, and provision for doubtful accounts.

The following table shows the breakdown of our consolidated EBITDA from continuing operations by business segment for the years ended December 31, 2014 and 2013:

	2014	%	2013	%	Change	
					Amount	%
	(in millions)					
Wireless	Php50,917	66	Php54,703	70	(Php3,786)	(7)
Fixed line	25,612	33	22,274	29	3,338	15
Others	(56)	–	(5)	–	(51)	1,020
Inter-segment transactions	404	1	580	1	(176)	(30)
Continuing operations	Php76,877	100	Php77,552	100	(Php675)	(1)

Core Income

Our consolidated core income amounted to Php37,410 million in 2014, a decrease of Php1,307 million, or 3%, as compared with Php38,717 million, including negative core income from discontinued operations of Php99 million, in 2013, primarily due to higher consolidated expenses and higher provision for income tax, partially offset by higher other income and consolidated revenues. Our consolidated basic and diluted core EPS, decreased to Php172.88 in 2014 from Php178.93 in 2013.

The following table shows the breakdown of our consolidated core income by business segment for the years ended December 31, 2014 and 2013:

	2014	%	2013	%	Change	
					Amount	%
	(in millions)					
Wireless	Php25,176	67	Php26,499	69	(Php1,323)	(5)
Fixed line	6,691	18	9,061	23	(2,370)	(26)
Others	5,543	15	3,110	8	2,433	78
Inter-segment transactions	–	–	146	–	(146)	(100)
Continuing operations	37,410	100	38,816	100	(1,406)	(4)
Discontinued operations	–	–	(99)	–	99	(100)
Consolidated	Php37,410	100	Php38,717	100	(Php1,307)	(3)

On a Business Segment Basis

Wireless

Revenues

We generated revenues from our wireless business of Php118,879 million in 2014, a decrease of Php444 million from Php119,323 million in 2013.

The following table summarizes our total revenues from our wireless business for the years ended December 31, 2014 and 2013 by service segment:

	2014	%	2013	%	Increase (Decrease)	
					Amount	%
	(in millions)					
Service Revenues:						
Cellular	Php103,836	87	Php105,875	89	(Php2,039)	(2)
Wireless broadband, satellite and others						
Wireless broadband	10,019	9	9,432	8	587	6
Satellite and others	1,182	1	1,372	1	(190)	(14)
	115,037	97	116,679	98	(1,642)	(1)
Non-Service Revenues:						
Sale of cellular handsets, cellular SIM-packs and broadband data modems	3,842	3	2,644	2	1,198	45
Total Wireless Revenues	Php118,879	100	Php119,323	100	(Php444)	-

Service Revenues

Our wireless service revenues in 2014 decreased by Php1,642 million, or 1%, to Php115,037 million as compared with Php116,679 million in 2013, mainly as a result of lower revenues from our cellular services due to lower domestic and international text messaging revenues, lower international voice revenues, and lower satellite and other service revenues, partially offset by higher mobile internet, domestic voice and VAS revenues, as well as the increase in broadband service revenues. Our dollar-linked revenues were affected by the depreciation of the Philippine peso relative to the U.S. dollar, which increased to a weighted average exchange rate of Php44.40 for the year ended December 31, 2014 from Php42.44 for the year ended December 31, 2013. As a percentage of our total wireless revenues, service revenues accounted for 97% and 98% in 2014 and 2013, respectively.

Cellular Service

Our cellular service revenues in 2014 amounted to Php103,836 million, a decrease of Php2,039 million, or 2%, from Php105,875 million in 2013. Cellular service revenues accounted for 90% and 91% of our wireless service revenues in 2014 and 2013, respectively.

We have focused on segmenting the market by offering sector-specific, value-driven packages for our subscribers. These include load buckets which provide a fixed number of messages with prescribed validity months and call packages which allow a fixed number of calls of preset duration. Starting out as purely on-net packages, buckets now also offer voice, text and hybrid bundles available to all networks. Smart and Sun Cellular also provide packages with unlimited voice, text, data, and combinations thereof, whose denominations depend on the duration and nature of the unlimited packages.

On September 26, 2014, we launched our *Free Mobile internet* promo whereby subscribers can avail themselves of 30MB of data usage per day, enabling them to use social networking sites, read news and entertainment sites, send and receive email, stream music through *Spinnr* (an online music portal), and shop online. The offer excludes the use of VoIP and messaging applications, as well as peer-to-peer file sharing applications. The promo was originally effective until February 5, 2015 but was extended until February 28, 2015 with video streaming available during the extension period.

The following table shows the breakdown of our cellular service revenues for the years ended December 31, 2014 and 2013:

	2014	2013	Increase (Decrease)	
			Amount	%
	(in millions)			
Cellular service revenues	Php103,836	Php105,875	(Php2,039)	(2)
<i>By service type</i>				
Prepaid	100,777	103,642	(2,865)	(3)
Postpaid	79,124	84,600	(5,476)	(6)
	21,653	19,042	2,611	14
<i>By component</i>				
Voice	100,777	103,642	(2,865)	(3)
Data	50,640	51,384	(744)	(1)
	50,137	52,258	(2,121)	(4)
Others ⁽¹⁾	3,059	2,233	826	37

⁽¹⁾ Refers to other non-subscriber-related revenues consisting primarily of inbound international roaming fees, share in revenues from PLDT's WeRoam and PLP services, a small number of leased line contracts, and revenues from Chikka, SIMI and other Smart subsidiaries.

The following table shows other key measures of our cellular business as at and for the years ended December 31, 2014 and 2013:

	2014	2013	Increase (Decrease)	
			Amount	%
Cellular subscriber base	69,857,060	70,045,627	(188,567)	-
Prepaid	67,091,612	67,667,750	(576,138)	(1)
Smart	24,877,144	24,608,687	268,457	1
Talk 'N Text	28,149,360	29,485,017	(1,335,657)	(5)
Sun Cellular	14,065,108	13,574,046	491,062	4
Postpaid	2,765,448	2,377,877	387,571	16
Sun Cellular	1,725,227	1,488,181	237,046	16
Smart	1,040,221	889,696	150,525	17
Systemwide traffic volumes (in million minutes)				
Calls	52,766	55,344	(2,578)	(5)
Domestic	49,525	51,504	(1,979)	(4)
Inbound	1,120	1,228	(108)	(9)
Outbound	48,405	50,276	(1,871)	(4)
International	3,241	3,840	(599)	(16)
Inbound	2,770	3,216	(446)	(14)
Outbound	471	624	(153)	(25)
SMS/Data count (in million hits)	424,344	506,702	(82,358)	(16)
Text messages	422,358	504,050	(81,692)	(16)
Domestic	421,476	503,176	(81,700)	(16)
Bucket-Priced/Unlimited	389,321	471,298	(81,977)	(17)
Standard	32,155	31,878	277	1
International	882	874	8	1
Value-Added Services	1,977	2,577	(600)	(23)
Financial Services	9	75	(66)	(88)
Mobile internet (in TB)	48,329	18,092	30,237	167

Revenues generated from our prepaid cellular services amounted to Php79,124 million in 2014, a decrease of Php5,476 million, or 6%, as compared with Php84,600 million in 2013. Prepaid cellular service revenues accounted for 79% and 82% of cellular voice and data revenues in 2014 and 2013, respectively. Revenues generated from postpaid cellular service amounted to Php21,653 million in 2014, an increase of Php2,611 million, or 14%, as compared with Php19,042 million earned in 2013, and which accounted for 21% and 18% of cellular voice and data revenues in 2014 and 2013, respectively. The decrease in revenues from our prepaid cellular services was primarily due to lower text messaging and international voice revenues, partially offset by an increase in mobile internet and domestic outbound voice revenues. The increase in our postpaid cellular service revenues was primarily due to a higher subscriber base.

Voice Services

Cellular revenues from our voice services, which include all voice traffic and voice VAS, such as voice mail and outbound international roaming, decreased by Php744 million, or 1%, to Php50,640 million in 2014 from Php51,384 million in 2013 primarily due to the decline in international voice revenues, partially offset by higher domestic voice revenues. Cellular voice services accounted for 49% in each of our cellular service revenues in 2014 and 2013.

The following table shows the breakdown of our cellular voice revenues for the years ended December 31, 2014 and 2013:

	2014	2013	Increase (Decrease)	
			Amount	%
			(in millions)	
Voice services:				
Domestic				
Inbound	Php4,324	Php4,655	(Php331)	(7)
Outbound	32,131	30,619	1,512	5
	36,455	35,274	1,181	3
International				
Inbound	12,302	13,922	(1,620)	(12)
Outbound	1,883	2,188	(305)	(14)
	14,185	16,110	(1,925)	(12)
Total	Php50,640	Php51,384	(Php744)	(1)

Domestic voice service revenues increased by Php1,181 million, or 3%, to Php36,455 million in 2014 from Php35,274 million in 2013, primarily due to an increase in domestic outbound voice service revenues by Php1,512 million, partially offset by lower domestic inbound voice service revenues by Php331 million.

Revenues from domestic outbound voice service increased by Php1,512 million, or 5%, to Php32,131 million in 2014 from Php30,619 million in 2013 mainly due to higher bucket and unlimited revenues, partially offset by the decline in standard voice revenues. Domestic outbound call volumes of 48,405 million minutes decreased by

1,871 million minutes, or 4%, from 50,276 million minutes in 2013 primarily due to lower unlimited and standard voice traffic, partially offset by higher bucket voice traffic.

Revenues from our domestic inbound voice service decreased by Php331 million, or 7%, to Php4,324 million in 2014 from Php4,655 million in 2013 due to lower traffic originating from other mobile carriers. Domestic inbound call volumes of 1,120 million minutes in 2014, decreased by 108 million minutes, or 9%, from 1,228 million minutes in 2013.

International voice service revenues decreased by Php1,925 million, or 12%, to Php14,185 million in 2014 from Php16,110 million in 2013 primarily due to lower international inbound voice service revenues by Php1,620 million, or 12%, to Php12,302 million in 2014 from Php13,922 million in 2013, as well as the decline in international outbound voice service revenues by Php305 million, or 14%, to Php1,883 million in 2014 from Php2,188 million in 2013. The decrease in international voice service revenues was due to lower international voice traffic and average international inbound termination rate in U.S. dollar, partially offset by the favorable effect of higher weighted average exchange rate of the Philippine peso to the U.S. dollar. International inbound and outbound calls totaled 3,241 million minutes, a decrease of 599 million minutes, or 16%, from 3,840 million minutes in 2013. We believe that our international voice services will continue to be negatively affected by OTT services such as *Skype* and *Viber*.

Data Services

Cellular revenues from our data services, which include all text messaging-related services, as well as VAS and mobile internet, decreased by Php2,121 million, or 4%, to Php50,137 million in 2014 from Php52,258 million in 2013 primarily due to lower text messaging and VAS revenues, partially offset by higher mobile internet revenues. Cellular data services accounted for 48% and 49% of our cellular service revenues in 2014 and 2013, respectively.

The following table shows the breakdown of our cellular data service revenues for the years ended December 31, 2014 and 2013:

	2014	2013	Increase (Decrease)	
			Amount	%
	(in millions)			
Text messaging				
Domestic	Php37,211	Php41,822	(Php4,611)	(11)
<i>Bucket-Priced/Unlimited</i>	25,717	29,411	(3,694)	(13)
<i>Standard</i>	11,494	12,411	(917)	(7)
International	3,189	3,519	(330)	(9)
	40,400	45,341	(4,941)	(11)
Mobile internet ⁽¹⁾	8,079	4,968	3,111	63
Value-added services ⁽²⁾	1,658	1,949	(291)	(15)
Total	Php50,137	Php52,258	(Php2,121)	(4)

⁽¹⁾ Includes revenues from web-based services, net of allocated discounts and content provider costs.

⁽²⁾ Includes revenues from SMS-based VAS (info-on-demand and voice text services, net of allocated discounts and content provider costs); multi-media messaging system, or MMS-based VAS (point-to-point MMS and content download services, such as ringtone, logo or music downloads, net of allocated discounts and content provider costs); Pasa Load/Give-a-load (which allows prepaid and postpaid subscribers to transfer small denominations of air time credits to other prepaid subscribers and Dial *SOS which allows Smart and Talk 'N Text prepaid subscribers to borrow Php4 of load (Php3 on-net SMS plus Php1 air time) from Smart which will be deducted upon their next top-up); and revenues for financial services which include revenues from Smart Money Clicks via Smart Menu and mobile banking. Smart Money Clicks includes the following services: balance inquiry, re-load prepaid accts, bills payment, card management and internet purchases.

Text messaging-related services contributed revenues of Php40,400 million in 2014, a decrease of Php4,941 million, or 11%, as compared with Php45,341 million in 2013, and accounted for 81% and 87% of our total cellular data service revenues in 2014 and 2013, respectively. The decrease in revenues from text messaging-related services resulted mainly from lower bucket-priced/unlimited and standard SMS, as well as lower international text messaging revenues. Text messaging revenues from various bucket-priced/unlimited SMS offers totaled Php25,717 million in 2014, a decrease of Php3,694 million, or 13%, as compared with Php29,411 million in 2013. Bucket-priced/unlimited text messages decreased by 81,977 million, or 17%, to 389,321 million in 2014 from 471,298 million in 2013.

Standard text messaging revenues, which includes inbound and outbound standard SMS revenues, decreased by Php917 million, or 7%, to Php11,494 million in 2014 from Php12,411 million in 2013, mainly due to a decrease in outbound standard SMS revenues primarily as a result of increased preference for messaging through various mobile applications, social networking sites and other OTT services, partly offset by the increase in domestic inbound SMS revenues. Outbound standard text messages decreased by 1,743 million, or 13%, to 11,911 million in 2014 from 13,654 million in 2013, while inbound standard text messages more than offset the decrease, increasing by 2,020 million, or 10%, to 20,244 million in 2014 from 18,224 million in 2013.

International text messaging revenues amounted to Php3,189 million in 2014, a decrease of Php330 million, or 9%, from Php3,519 million in 2013. Despite higher SMS traffic, revenues declined due mainly to lower international SMS rates driven by various promotions launched and enhanced bucket offers, partially offset by the favorable effect of higher weighted average exchange rate of the Philippine peso to the U.S. dollar.

Mobile internet service revenues increased by Php3,111 million, or 63%, to Php8,079 million in 2014 from Php4,968 million in 2013 as a result of higher traffic for mobile internet browsing mainly due to widened utilization of mobile applications, social networking sites and other OTT services. Mobile internet usage registered an increase of 30,237 terabyte, or TB, or 167%, to 48,329 TB, in 2014, from 18,092 TB in 2013, including traffic from the “Free Internet” promotion launched in September 2014. Our “Free Internet” promotion ended on February 28, 2015.

VAS contributed revenues of Php1,658 million in 2014, a decrease of Php291 million, or 15%, as compared with Php1,949 million in 2013, primarily due to lower revenues from MMS-based, *Pasa Load/Give-a-Load* and SMS-based VAS.

Subscriber Base, ARPU and Churn Rates

As at December 31, 2014, our cellular subscribers totaled 69,857,060 a decrease of 188,567, over the cellular subscriber base of 70,045,627 as at December 31, 2013. Our cellular prepaid subscriber base decreased by 576,138, or 1%, to 67,091,612 as at December 31, 2014 from 67,667,750 as at December 31, 2013, while our cellular postpaid subscriber base increased by 387,571, or 16%, to 2,765,448 as at December 31, 2014 from 2,377,877 as at December 31, 2013. The decrease in subscriber base was primarily due to lower *Talk 'N Text* subscribers by 1,335,657, or 5%, partially offset by an increase in *Sun Cellular* subscribers by 728,108, or 5%, and an increase in Smart subscribers by 418,982, or 2%. Prepaid subscribers exclude those subscribers whose minimum balance is derived via accumulation from its rewards program. Prepaid subscribers accounted for 96% and 97% of our total subscriber base as at December 31, 2014 and 2013, respectively.

Our net subscriber activations (reductions) for the years ended December 31, 2014 and 2013 were as follows:

	2014	2013	Increase (Decrease)	
			Amount	%
Prepaid	(576,138)	56,213	(632,351)	(1,125)
<i>Smart</i>	268,457	(452,766)	721,223	(159)
<i>Talk 'N Text</i>	(1,335,657)	1,039,964	(2,375,621)	(228)
<i>Sun Cellular</i>	491,062	(530,985)	1,022,047	(192)
Postpaid	387,571	122,956	264,615	215
<i>Smart</i>	150,525	206,216	(55,691)	(27)
<i>Sun Cellular</i>	237,046	(83,260)	320,306	(385)
Total	(188,567)	179,169	(367,736)	(205)

The following table summarizes our average monthly churn rates for the years ended December 31, 2014 and 2013:

	2014	2013
	(in %)	
Prepaid		
<i>Smart</i>	5.8	5.3
<i>Talk 'N Text</i>	5.8	5.2
<i>Sun Cellular</i>	9.7	10.6
Postpaid		
<i>Smart</i>	2.7	2.7
<i>Sun Cellular</i>	1.8	3.2

For *Smart Prepaid* subscribers, the average monthly churn rate in 2014 and 2013 were 5.8% and 5.3%, respectively, while the average monthly churn rate for *Talk 'N Text* subscribers were 5.8% and 5.2% in 2014 and 2013, respectively. The average monthly churn rate for *Sun Cellular* prepaid subscribers were 9.7% and 10.6% in 2014 and 2013, respectively.

The average monthly churn rate for *Smart Postpaid* subscribers in each of 2014 and 2013 was 2.7%, while for *Sun Cellular* postpaid subscribers were 1.8% and 3.2% in 2014 and 2013, respectively.

The following table summarizes our average monthly cellular ARPUs for the years ended December 31, 2014 and 2013:

	Gross ⁽¹⁾		Increase (Decrease)		Net ⁽²⁾		Increase (Decrease)	
	2014	2013	Amount	%	2014	2013	Amount	%
Prepaid								
Smart	Php143	Php164	(Php21)	(13)	Php129	Php144	(Php15)	(10)
Talk 'N Text	97	96	1	1	88	85	3	4
Sun Cellular	72	68	4	6	66	61	5	8
Postpaid								
Smart	1,088	1,140	(52)	(5)	1,078	1,127	(49)	(4)
Sun Cellular	481	483	(2)	–	477	480	(3)	(1)

⁽¹⁾ Gross monthly ARPU is calculated by dividing gross cellular service revenues for the month, gross of discounts, allocated content provider costs and interconnection income but excluding inbound roaming revenues, by the average number of subscribers in the month.

⁽²⁾ Net monthly ARPU is calculated by dividing gross cellular service revenues for the month, including interconnection income, but excluding inbound roaming revenues, net of discounts and content provider costs, by the average number of subscribers in the month.

Our average monthly prepaid and postpaid ARPUs per quarter of 2014 and 2013 were as follows:

	Prepaid						Postpaid			
	Smart		Talk 'N Text		Sun Cellular		Smart		Sun Cellular	
	Gross ⁽¹⁾	Net ⁽²⁾	Gross ⁽¹⁾	Net ⁽²⁾	Gross ⁽¹⁾	Net ⁽²⁾	Gross ⁽¹⁾	Net ⁽²⁾	Gross ⁽¹⁾	Net ⁽²⁾
2014										
First Quarter	147	132	97	87	75	67	1,098	1,086	478	476
Second Quarter	149	134	99	89	73	66	1,081	1,074	471	467
Third Quarter	139	124	96	87	70	64	1,080	1,068	473	469
Fourth Quarter	138	125	98	89	71	65	1,095	1,084	501	497
2013										
First Quarter	160	141	98	87	66	57	1,168	1,154	458	455
Second Quarter	160	141	98	87	66	58	1,167	1,153	499	495
Third Quarter	161	142	92	82	66	60	1,111	1,099	479	476
Fourth Quarter	174	153	96	85	72	68	1,113	1,102	495	493

⁽¹⁾ Gross monthly ARPU is calculated based on the average of the gross monthly ARPUs for the quarter.

⁽²⁾ Net monthly ARPU is calculated based on the average of the net monthly ARPUs for the quarter.

Wireless Broadband, Satellite and Other Services

Our revenues from wireless broadband, satellite and other services consist mainly of wireless broadband service revenues from SBI and DMPI, charges for ACeS Philippines' satellite information and messaging services and service revenues generated by the MVNO of PLDT Global's subsidiary.

Wireless Broadband

Revenues from our wireless broadband services increased by Php587 million, or 6%, to Php10,019 million in 2014 from Php9,432 million in 2013, primarily due to an increase in prepaid revenues by Php350 million, or 12%, to Php3,173 million in 2014 from Php2,823 million in 2013, and higher postpaid revenues by Php237 million, or 4%, to Php6,846 million in 2014 from Php6,609 million in 2013.

The following table shows information of our wireless broadband revenues and subscriber base as at and for the years ended December 31, 2014 and 2013:

	2014	2013	Increase (Decrease)	
			Amount	%
Wireless Broadband Revenues (in millions)	Php10,019	Php9,432	Php587	6
Prepaid	3,173	2,823	350	12
Postpaid	6,846	6,609	237	4
Wireless Broadband Subscribers	2,986,146	2,453,826	532,320	22
Prepaid	2,142,566	1,669,618	472,948	28
Smart	1,795,039	1,359,862	435,177	32
Sun	347,527	309,756	37,771	12
Postpaid	843,580	784,208	59,372	8
Smart	514,327	549,347	(35,020)	(6)
Sun	329,253	234,861	94,392	40

Smart Broadband and Sun Broadband Wireless, SBI's and DMPI's broadband services, respectively, offer a number of wireless broadband services and had a total of 2,986,146 subscribers as at December 31, 2014, a net increase of 532,320 subscribers, or 22%, as compared with 2,453,826 subscribers as at December 31, 2013, primarily due to a net increase in Smart Broadband subscribers by 400,157, or 21%, complemented by an increase in Sun Broadband subscribers by 132,163, or 24%, as at December 31, 2014. Our prepaid wireless broadband subscriber base increased by 472,948 subscribers, or 28%, to 2,142,566 subscribers as at December 31, 2014 from 1,669,618 subscribers as at December 31, 2013, while our postpaid wireless broadband subscriber base increased by 59,372 subscribers, or 8%, to 843,580 subscribers as at December 31, 2014 from 784,208 subscribers as at December 31, 2013.

Smart Broadband offers internet access through *SmartBro Plug-It*, a wireless modem and *SmartBro Pocket WiFi*, a portable wireless router which can be shared by multiple users at a time. Both provide connectivity at varying speeds supported by Smart's network utilizing either 3G HSPA, 4G HSPA+ or LTE technology. *SmartBro Plug-It* and *SmartBro Pocket WiFi* are available in both postpaid and prepaid variants. Smart Broadband also has an additional array of load packages that offer time-based charging with different validity periods, as well as *Always On* packages, which offer volume-based charging.

Smart Broadband also offers *PLDT HOMEBro*, a fixed wireless broadband service being offered under PLDT's *HOME* brand. *PLDT HOMEBro* is powered by Smart's wireless broadband base stations which allow subscribers to connect to the internet using indoor or outdoor customer premises equipment through various wireless technologies. LTE powers *Ultera*, our latest fixed wireless internet offering designed for the home.

DMPI's *Sun Broadband Wireless* is an affordable high-speed wireless broadband service utilizing advanced 3.5G HSPA technology on an all-IP network offering various plans and packages to internet users.

Satellite and Other Services

Revenues from our satellite and other services decreased by Php190 million, or 14%, to Php1,182 million in 2014 from Php1,372 million in 2013, primarily due to a decrease in the number of ACeS Philippines' subscribers and lower revenue contribution from MVNO of PLDT Global, partially offset by the effect of higher weighted average exchange rate of Php44.40 in the year ended December 31, 2014 from Php42.44 for the year ended December 31, 2013 on our U.S. dollar and U.S. dollar-linked satellite and other service revenues.

Non-Service Revenues

Our wireless non-service revenues consist of proceeds from sales of cellular handsets, cellular SIM-packs and broadband data modems and accessories. Our wireless non-service revenues increased by Php1,198 million, or 45%, to Php3,842 million in 2014 from Php2,644 million in 2013, primarily due to increased availments for broadband *Pocket WiFi*, broadband accessories and computer packages, as well as higher cellular activation and retention packages, partly offset by lower quantity of broadband *Plug-It* modems issued.

Expenses

Expenses associated with our wireless business amounted to Php89,102 million in 2014, an increase of Php4,428 million, or 5%, from Php84,674 million in 2013. A significant portion of this increase was attributable to higher expenses related to asset impairment, cost of sales, rent, repairs and maintenance, selling and promotions, taxes and licenses, professional and other contracted services, and amortization of intangible assets, partially offset by lower compensation and employee benefits, and other operating expenses. As a percentage of our total wireless revenues, expenses associated with our wireless business accounted for 75% and 71% in 2014 and 2013, respectively.

The following table summarizes the breakdown of our total wireless-related expenses for the years ended December 31, 2014 and 2013 and the percentage of each expense item in relation to the total:

	2014	%	2013	%	Increase (Decrease)	
					Amount	%
	(in millions)					
Depreciation and amortization	Php16,375	18	Php16,358	19	Php17	-
Cost of sales	11,632	13	10,182	12	1,450	14
Rent	11,008	12	10,148	12	860	8
Repairs and maintenance	8,666	10	7,861	9	805	10
Selling and promotions	8,512	10	7,944	10	568	7
Interconnection costs	8,229	9	8,141	10	88	1
Compensation and employee benefits	6,944	8	8,730	10	(1,786)	(20)
Asset impairment	5,620	6	3,918	5	1,702	43
Professional and other contracted services	5,287	6	4,841	6	446	9
Taxes and licenses	2,944	3	2,410	3	534	22
Insurance and security services	1,274	2	1,156	1	118	10
Amortization of intangible assets	1,149	1	1,018	1	131	13
Communication, training and travel	1,084	1	1,029	1	55	5
Other expenses	378	1	938	1	(560)	(60)
Total	Php89,102	100	Php84,674	100	Php4,428	5

Depreciation and amortization charges increased by Php17 million to Php16,375 million primarily due to a higher depreciable asset base.

Cost of sales increased by Php1,450 million, or 14%, to Php11,632 million primarily due to increased handset and modem issuances for cellular and broadband activation and retention, and higher average cost of cellular handsets/SIM-packs and broadband modems.

Rent expenses increased by Php860 million, or 8%, to Php11,008 million primarily due to an increase in site and leased circuit rental charges as a result of our expanded network, and an increase in office building rental.

Repairs and maintenance expenses increased by Php805 million, or 10%, to Php8,666 million mainly due to higher site maintenance and technical support on cellular and broadband network facilities as a result of our expanded network, higher electricity and fuel consumption, and higher IT hardware, partially offset by lower building maintenance costs.

Selling and promotion expenses increased by Php568 million, or 7%, to Php8,512 million primarily due to higher advertising costs, premium items and prizes, as well as higher commissions expense, partially offset by lower public relations expense.

Interconnection costs increased by Php88 million, or 1%, to Php8,229 million primarily due to an increase in interconnection charges on international roaming and domestic SMS services, partially offset by lower interconnection cost on domestic voice and international SMS services.

Compensation and employee benefits expenses decreased by Php1,786 million, or 20%, to Php6,944 million primarily due to lower MRP and LTIP costs, and salaries and employee benefits, partly offset by higher provision for pension benefits. Employee headcount increased to 7,725 as at December 31, 2014 as compared with 7,680 as at December 31, 2013.

Asset impairment increased by Php1,702 million, or 43%, to Php5,620 million primarily due to higher impairment on certain network equipment and higher provision for uncollectible receivables.

Professional and other contracted service fees increased by Php446 million, or 9%, to Php5,287 million primarily due to an increase in audit, outsourced and contracted service fees, market research and collection agency fees, partly offset by lower consultancy service fees.

Taxes and licenses increased by Php534 million, or 22%, to Php2,944 million due to higher business-related taxes.

Insurance and security services increased by Php118 million, or 10%, to Php1,274 million primarily due to higher group health insurance, bond premiums, and site security expenses, partly offset by lower office security expenses.

Amortization of intangible assets increased by Php131 million, or 13%, to Php1,149 million primarily due to license fees paid for exclusive partnership and use of music catalogues.

Communication, training and travel expenses increased by Php55 million, or 5%, to Php1,084 million primarily due to higher fuel consumption costs for vehicles, and freight and hauling, partially offset by lower communication charges and local training expenses.

Other expenses decreased by Php560 million, or 60%, to Php378 million primarily due to lower various business and operational-related expenses.

Other Expenses

The following table summarizes the breakdown of our total wireless-related other income (expenses) for the years ended December 31, 2014 and 2013:

	2014	2013	Change	
			Amount	%
(in millions)				
Other Income (Expenses):				
Interest income	Php217	Php324	(Php107)	(33)
Equity share in net losses of associates	(11)	(54)	43	(80)
Losses on derivative financial instruments – net	(34)	(18)	(16)	89
Foreign exchange losses – net	(464)	(1,814)	1,350	(74)
Financing costs – net	(1,646)	(3,232)	1,586	(49)
Other income – net	1,214	928	286	31
Total	(Php724)	(Php3,866)	Php3,142	(81)

Our wireless business' other expenses amounted to Php724 million in 2014, a decrease of Php3,142 million, or 81%, from Php3,866 million in 2013, primarily due to the combined effects of the following: (i) lower net financing costs by Php1,586 million primarily due to a decrease on accretion on financial liabilities as a result of lower amortization of debt discount, and lower average interest rates on loans, partly offset by lower capitalized interest; (ii) lower net foreign exchange losses by Php1,350 million on account of the revaluation of net foreign currency-denominated liabilities due to lower level of depreciation of the Philippine peso relative to the U.S. dollar; (iii) an increase in other income by Php286 million mainly due to net gain on insurance claims; (iv) lower equity share in net losses of associates by Php43 million; (v) higher net losses on derivative financial instruments by Php16 million mainly due to the forward contracts that matured in the second quarter of 2014 where the Philippine peso appreciated relative to the U.S. dollar as against a depreciation of the Philippine peso relative to the U.S. dollar in 2013; and (vi) a decrease in interest income by Php107 million mainly due to lower weighted average peso and dollar interest rates on account of low interest rate environment.

Provision for Income Tax

Provision for income tax decreased by Php1,704 million, or 19%, to Php7,158 million in 2014 from Php8,862 million in 2013 primarily due to lower taxable income and recognition of deferred income tax. The effective tax rates for our wireless business were 25% and 29% in 2014 and 2013, respectively.

Net Income

As a result of the foregoing, our wireless business' net income decreased by Php26 million to Php21,895 million in 2014 from Php21,921 million recorded in 2013.

EBITDA

Our wireless business' EBITDA decreased by Php3,786 million, or 7%, to Php50,917 million in 2014 from Php54,703 million in 2013.

Core Income

Our wireless business' core income decreased by Php1,323 million, or 5%, to Php25,176 million in 2014 from Php26,499 million in 2013 on account of higher wireless-related operating expenses and a decrease in wireless revenues, partially offset by a decrease in other expenses and lower provision for income tax.

Fixed Line

Revenues

Revenues generated from our fixed line business amounted to Php67,235 million in 2014, an increase of Php3,668 million, or 6%, from Php63,567 million in 2013.

The following table summarizes our total revenues from our fixed line business for the years ended December 31, 2014 and 2013 by service segment:

	2014	%	2013	%	Increase (Decrease)	
					Amount	%
						(in millions)
Service Revenues:						
Local exchange	Php16,587	25	Php16,274	26	Php313	2
International long distance	11,404	17	11,422	18	(18)	-
National long distance	4,365	6	4,583	7	(218)	(5)
Data and other network	30,334	45	27,472	43	2,862	10
Miscellaneous	2,474	4	2,119	3	355	17
	65,164	97	61,870	97	3,294	5
Non-Service Revenues:						
Sale of computers, phone units and SIM cards	2,071	3	1,697	3	374	22
Total Fixed Line Revenues	Php67,235	100	Php63,567	100	Php3,668	6

Service Revenues

Our fixed line business provides local exchange service, national and international long distance services, data and other network services, and miscellaneous services. Our fixed line service revenues increased by Php3,294 million, or 5%, to Php65,164 million in 2014 from Php61,870 million in 2013 due to an increase in revenues from our data and other network, miscellaneous, and local exchange services, partially offset by a decrease in national and international long distance service revenues.

Local Exchange Service

The following table summarizes the key measures of our local exchange service business as at and for the years ended December 31, 2014 and 2013:

	2014	2013	Increase (Decrease)	
			Amount	%
Total local exchange service revenues (in millions)	Php16,587	Php16,274	Php313	2
Number of fixed line subscribers	2,207,889	2,069,419	138,470	7
Postpaid	2,149,846	2,009,593	140,253	7
Prepaid	58,043	59,826	(1,783)	(3)
Number of fixed line employees	7,466	7,415	51	1
Number of fixed line subscribers per employee	296	279	17	6

Revenues from our local exchange service increased by Php313 million, or 2%, to Php16,587 million in 2014 from Php16,274 million in 2013, primarily due to higher weighted average postpaid billed lines, an increase in ARPU and higher installation and activation charges, partially offset by lower other local services. The percentage contribution of local exchange revenues to our total fixed line service revenues were 25% and 26% in 2014 and 2013, respectively.

International Long Distance Service

The following table shows our international long distance service revenues and call volumes for the years ended December 31, 2014 and 2013:

	2014	2013	Increase (Decrease)	
			Amount	%
Total international long distance service revenues (in millions)	Php11,404	Php11,422	(Php18)	-
Inbound	10,237	10,105	132	1
Outbound	1,167	1,317	(150)	(11)
International call volumes (in million minutes, except call ratio)	2,028	2,185	(157)	(7)
Inbound	1,739	1,806	(67)	(4)
Outbound	289	379	(90)	(24)
Inbound-outbound call ratio	6.0:1	4.8:1	-	-

Our total international long distance service revenues decreased by Php18 million to Php11,404 million in 2014 from Php11,422 million in 2013, primarily due to lower call volumes, partially offset by the favorable effect of higher weighted average exchange rate of the Philippine peso to the U.S. dollar to Php44.40 for the year ended December 31, 2014 from Php42.44 for the year ended December 31, 2013 and the increase in average billing and settlement rates in dollar terms. The percentage contribution of international long distance service revenues to our total fixed line service revenues accounted for 17% and 19% in 2014 and 2013, respectively.

Our revenues from inbound international long distance service increased by Php132 million, or 1%, to Php10,237 million in 2014 from Php10,105 million in 2013 primarily due to the favorable effect on our inbound revenues of a higher weighted average exchange rate of the Philippine peso to the U.S. dollar and the increase in average settlement rate in dollar terms, partially offset by the decrease in inbound call volumes.

Our revenues from outbound international long distance service decreased by Php150 million, or 11%, to Php1,167 million in 2014 from Php1,317 million in 2013, primarily due to the decrease in call volumes, partially offset by the increase in the average billing rate in U.S. dollar terms and the favorable effect of the depreciation of the Philippine peso to the U.S. dollar.

Our total international long distance service revenues, net of interconnection costs, decreased by Php151 million, or 3%, to Php4,403 million in 2014 from Php4,554 million in 2013. The decrease was primarily due to lower call volumes and a decrease in the average settlement rate in dollar terms, partially offset by the favorable effect of the depreciation of the Philippine peso to the U.S. dollar and the increase in average billing rate in U.S. dollar terms.

National Long Distance Service

The following table shows our national long distance service revenues and call volumes for the years ended December 31, 2014 and 2013:

	2014	2013	Decrease	
			Amount	%
Total national long distance service revenues (in millions)	Php4,365	Php4,583	(Php218)	(5)
National long distance call volumes (in million minutes)	819	852	(33)	(4)

Our national long distance service revenues decreased by Php218 million, or 5%, to Php4,365 million in 2014 from Php4,583 million in 2013, primarily due to a decrease in call volumes, partially offset by higher average revenue per minute of our national long distance services as a result of higher calls terminating to cellular mobile subscribers. The percentage contribution of national long distance revenues to our fixed line service revenues was 7% in each of 2014 and 2013. Our national long distance service revenues, net of interconnection costs, decreased by Php123 million, or 3%, to Php3,424 million in 2014 from Php3,547 million in 2013, primarily due to a decrease in call volumes.

Data and Other Network Services

The following table shows information of our data and other network service revenues for the years ended December 31, 2014 and 2013:

	2014	2013	Increase	
			Amount	%
Data and other network service revenues (in millions)	Php30,334	Php27,472	Php2,862	10
Domestic	21,848	19,917	1,931	10
<i>Broadband</i>	13,876	12,268	1,608	13
<i>Leased Lines and Others</i>	7,972	7,649	323	4
International				
<i>Leased Lines and Others</i>	6,412	5,787	625	11
Data Centers	2,074	1,768	306	17
Subscriber base				
<i>Broadband</i>	1,089,004	961,967	127,037	13
<i>SWUP</i>	35,869	30,302	5,567	18

Our data and other network services posted revenues of Php30,334 million in 2014, an increase of Php2,862 million, or 10%, from Php27,472 million in 2013, primarily due to higher domestic data revenues from DSL, *Fibr*, *Shops.Work* and Diginet, international data revenues primarily from i-Gate, and data centers revenues. The percentage contribution of this service segment to our fixed line service revenues was 47% and 45% in 2014 and 2013, respectively.

Domestic

Domestic data services contributed Php21,848 million in 2014, an increase of Php1,931 million, or 10%, as compared with Php19,917 million in 2013 mainly due to higher DSL and *Fibr* revenues, *Shops.Work* subscribers as customer locations and bandwidth requirements continued to expand and higher demand for offshoring and outsourcing services and higher Diginet revenues. The percentage contribution of domestic data service revenues to total data and other network services were 72% and 73% in 2014 and 2013, respectively.

Broadband

Broadband data services include *DSL* broadband internet service, which is intended for individual internet users, small and medium enterprises, and large corporations with multiple branches, and *Fibr*, our most advanced broadband internet connection, which is intended for individual internet users. Broadband data revenues amounted to Php13,876 million in 2014, an increase of Php1,608 million, or 13%, from Php12,268 million in 2013 as a result of the increase in the number of subscribers by 127,037, or 13%, to 1,089,004 subscribers as at December 31, 2014 from 961,967 subscribers as at December 31, 2013. Broadband revenues accounted for 46% and 45% of total data and other network service revenues in 2014 and 2013, respectively.

Leased Lines and Others

Leased lines and other data services include: (1) Diginet, our domestic private leased line service providing Smart's fiber optic and leased line data requirements; (2) IP-VPN, a managed corporate IP network that offers a secure means to access corporate network resources; (3) Metro Ethernet, our high-speed wide area networking services that enable mission-critical data transfers; (4) *Shops.Work*, our connectivity solution for retailers and franchisers that links company branches to their head office; and (5) *SWUP*, our wireless VPN service that powers mobile point-of-sale terminals and off-site bank ATMs, as well as other retail outlets located in remote areas. As at December 31, 2014, *SWUP* had a total subscriber base of 35,869, up by 5,567, or 18%, from 30,302 subscribers as at December 31, 2013. Leased lines and other data revenues amounted to Php7,972 million in 2014, an increase of Php323 million, or 4%, from Php7,649 million in 2013, primarily due to higher revenues from *Shops.Work*, Diginet and IP-VPN. The percentage contribution of leased lines and other data service revenues to the total data and other network services were 26% and 28% in 2014 and 2013, respectively.

International

Leased Lines and Others

International leased lines and other data services consist mainly of: (1) i-Gate, our premium dedicated internet access service that provides high speed connectivity to the internet, and is intended for enterprises and VAS providers; (2) Fibernet, which provides bilateral point-to-point private networking connectivity, through the use of our extensive international alliances to offshore and outsourcing, banking and finance, and semiconductor industries; and (3) other international managed data services in partnership with other global service providers, which provide data networking services to multinational companies. International data service revenues increased by Php625 million, or 11%, to Php6,412 million in 2014 from Php5,787 million in 2013, primarily due to higher i-Gate revenues and IP-VPN local access services, and an increase in revenues from various global service providers, as well as the favorable effect of higher weighted average exchange rate of the Philippine peso relative to

the U.S. dollar. The percentage contribution of international data service revenues to total data and other network service revenues was 21% in each of 2014 and 2013.

Data Centers

Data centers provide colocation or rental services, server hosting, disaster recovery and business continuity services, intrusion detection, security services, such as firewalls and managed firewalls. As at December 31, 2014, ePLDT Group has a total of 2,340 rack capacity in five locations covering Metro Manila, Subic and Cebu. Data center revenues increased by Php306 million, or 17%, to Php2,074 million in 2014 from Php1,768 million in 2013 mainly due to higher revenues from colocation and managed services. The percentage contribution of this service segment to our total data and other network service revenues were 7% and 6% in 2014 and 2013, respectively.

Miscellaneous Services

Miscellaneous service revenues are derived mostly from rental, outsourcing and facilities management fees, and directory advertising. These service revenues increased by Php355 million, or 17%, to Php2,474 million in 2014 from Php2,119 million in 2013 mainly due to higher outsourcing and management fees and colocation charges. The percentage contribution of miscellaneous service revenues to our total fixed line service revenues were 4% and 3% in 2014 and 2013, respectively.

Non-service Revenues

Non-service revenues increased by Php374 million, or 22%, to Php2,071 million in 2014 from Php1,697 million in 2013, primarily due to higher revenues as a result of the launching of 2-in-1 wireless HOME bundles, *FabTAB* for *myDSL* retention and *TVolution* units and from the sale of several managed PABX and *OnCall* solution, *Telpad* units and equipment for *PLDT UNO*, a managed unified communications offering, partially offset by lower *PLP* units and computer-bundled sales.

Expenses

Expenses related to our fixed line business totaled Php56,855 million in 2014, an increase of Php880 million, or 2%, as compared with Php55,975 million in 2013. The increase was primarily due to higher expenses related to depreciation and amortization, repairs and maintenance, professional and other contracted services, selling and promotions, cost of sales, communication, training and travel, and taxes and licenses, partly offset by lower expenses related to asset impairment, compensation and employee benefits, rent and interconnection costs. As a percentage of our total fixed line revenues, expenses associated with our fixed line business accounted for 85% and 88% in 2014 and 2013, respectively.

The following table shows the breakdown of our total fixed line-related expenses for the years ended December 31, 2014 and 2013 and the percentage of each expense item to the total:

	2014	%	2013	%	Increase (Decrease)	
					Amount	%
	(in millions)					
Depreciation and amortization	Php15,004	26	Php13,946	25	Php1,058	8
Compensation and employee benefits	11,825	21	12,668	23	(843)	(7)
Interconnection costs	8,117	14	8,196	15	(79)	(1)
Repairs and maintenance	6,956	12	5,930	10	1,026	17
Professional and other contracted services	4,183	8	3,794	7	389	10
Rent	2,619	5	2,794	5	(175)	(6)
Selling and promotions	2,126	4	1,860	3	266	14
Cost of sales	1,903	3	1,665	3	238	14
Taxes and licenses	1,568	3	1,515	3	53	3
Insurance and security services	717	1	762	1	(45)	(6)
Communication, training and travel	631	1	546	1	85	16
Asset impairment	426	1	1,625	3	(1,199)	(74)
Amortization of intangible assets	-	-	2	-	(2)	(100)
Other expenses	780	1	672	1	108	16
Total	Php56,855	100	Php55,975	100	Php880	2

Depreciation and amortization charges increased by Php1,058 million, or 8%, to Php15,004 million due to a higher depreciable asset base.

Compensation and employee benefits expenses decreased by Php843 million, or 7%, to Php11,825 million primarily due to lower MRP, LTIP costs, and salaries and employee benefits, partially offset by higher provision for pension benefits. Employee headcount decreased to 9,772 in 2014 as compared with 10,219 in 2013 mainly due to a decrease in ePLDT Group's headcount.

Interconnection costs decreased by Php79 million, or 1%, to Php8,117 million primarily due to lower national interconnection/settlement costs due to lower national sent paid calls that terminated to other domestic carriers and data and other network interconnection/settlement costs particularly Fibernet and Infonet, partially offset by higher international interconnection/settlement costs as a result of higher average settlement rate to other domestic carriers.

Repairs and maintenance expenses increased by Php1,026 million, or 17%, to Php6,956 million primarily due to higher repairs and maintenance costs on cable and wire facilities, as well as central office/telecoms equipment, an increase in office electricity expenses, higher IT software and hardware maintenance costs, and higher site gas and fuel, partially offset by lower repairs and maintenance costs for buildings.

Professional and other contracted service expenses increased by Php389 million, or 10%, to Php4,183 million primarily due to higher contracted, payment facility and technical service fees, partially offset by lower consultancy, legal fees, outsource costs and bill printing fees.

Rent expenses decreased by Php175 million, or 6%, to Php2,619 million primarily due to decrease in leased circuit rental charges.

Selling and promotion expenses increased by Php266 million, or 14%, to Php2,126 million primarily due to higher advertising, commissions, and events costs partially offset by lower public relations expenses.

Cost of sales increased by Php238 million, or 14%, to Php1,903 million primarily due to the launching of 2-in-1 wireless HOME bundles, *FabTab* for *myDSL* retention and *TVolution* units, and higher sales of *Telpad* units, partially offset by lower *PLP* units sold.

Taxes and licenses increased by Php53 million, or 3%, to Php1,568 million as a result of higher business-related taxes.

Insurance and security services decreased by Php45 million, or 6%, to Php717 million primarily due to lower insurance and bond premiums, partially offset by higher expenses on office security services and group health insurance premiums.

Communication, training and travel expenses increased by Php85 million, or 16%, to Php631 million mainly due to higher training and travel, and communication, and mailing and courier charges, partly offset by lower fuel consumption costs.

Asset impairment decreased by Php1,199 million, or 74%, to Php426 million mainly due to lower provision for uncollectible receivables, partly offset by fixed asset impairment on certain transmission facilities in 2014.

Amortization of intangible assets amounted to Php2 million in 2013.

Other expenses increased by Php108 million, or 16%, to Php780 million primarily due to higher various business and operational-related expenses.

Other Expenses

The following table summarizes the breakdown of our total fixed line-related other income (expenses) for the years ended December 31, 2014 and 2013:

	2014	2013	Change	
			Amount	%
			(in millions)	
Other Income (Expenses):				
Interest income	Php350	Php392	(Php42)	(11)
Equity share in net earnings (losses) of associates	63	(86)	149	(173)
Gains on derivative financial instruments – net	11	523	(512)	(98)
Foreign exchange losses – net	(39)	(1,503)	1,464	(97)
Financing costs – net	(3,724)	(3,390)	(334)	10
Other income – net	2,499	3,583	(1,084)	(30)
Total	(Php840)	(Php481)	(Php359)	75

Our fixed line business' other expenses amounted to Php840 million in 2014, an increase of Php359 million, or 75%, from Php481 million in 2013 due to the combined effects of the following: (i) a decrease in other income by Php1,084 million due to gain on sale of Philweb shares in 2013 and lower gain on insurance claims, partially offset by higher gain on fair value adjustment on investment properties and gain on purchase price adjustment in relation with the acquisition of Digital recognized in 2014; (ii) lower gain on derivative financial instruments by Php512 million due to narrower dollar and peso interest rate differentials in 2014 as compared with 2013, and losses on matured Euro/U.S. dollar forward purchase contracts due to the appreciation of the U.S. dollar relative to the Euro; (iii) higher financing costs by Php334 million mainly due to higher outstanding debt balance and the effect of the depreciation of the weighted average exchange rate of the Philippine peso to the U.S. dollar, partly offset by lower financing charges, lower average interest rate, and higher capitalized interest; (iv) a decrease in interest income by Php42 million due to lower weighted average peso and dollar interest rates, partly offset by higher amount of placements and the depreciation of the Philippine peso to the U.S. dollar; (v) lower foreign exchange losses by Php1,464 million on account of revaluation of net foreign currency-denominated liabilities due to lower level of depreciation of the Philippine peso relative to the U.S. dollar; and (vi) equity share in net earnings of associates of Php63 million in 2014 as against equity share in net losses of associates of Php86 million in 2013 mainly due the increase in the share of net earnings of Signal TV.

Provision for (Benefit from) Income Tax

Provision for income tax amounted to Php2,818 million in 2014, an increase of Php3,516 million, from a tax benefit of Php698 million in 2013 primarily due to higher taxable income and the recognition of deferred tax assets in 2013. The effective tax rates for our fixed line business were 30% and negative 10% in 2014 and 2013, respectively.

Net Income

As a result of the foregoing, our fixed line business contributed a net income of Php6,722 million in 2014, a decrease of Php1,087 million, or 14%, as compared with Php7,809 million in 2013.

EBITDA

Our fixed line business' EBITDA increased by Php3,338 million, or 15%, to Php25,612 million in 2014 from Php22,274 million in 2013.

Core Income

Our fixed line business' core income decreased by Php2,370 million, or 26%, to Php6,691 million in 2014 from Php9,061 million in 2013, primarily as a result of higher provision for income tax, higher fixed line expenses and an increase in other expenses, partially offset by higher fixed line revenues.

Others

Other Income

The following table summarizes the breakdown of other income for other business segment for the years ended December 31, 2014 and 2013:

	2014	2013	Change	
			Amount	%
			(in millions)	
Other Income (Expenses):				
Equity share in net earnings of associates and joint ventures	Php3,789	Php2,882	Php907	31
Interest income	295	249	46	18
Foreign exchange gains – net	121	424	(303)	(71)
Financing costs-net	(60)	–	(60)	(100)
Gains (losses) on derivative financial instruments – net	(78)	6	(84)	(1,400)
Other income – net	1,544	36	1,508	4,189
Total	Php5,611	Php3,597	Php2,014	56

Other income increased by Php2,014 million, or 56%, to Php5,611 million in 2014 from Php3,597 million in 2013 primarily due to the combined effects of the following: (i) higher other income by Php1,508 million due to the realized portion of deferred gain on the transfer of Meralco shares; (ii) higher equity share in net earnings of associates by Php907 million mainly due to the increase in equity share in the net earnings of Beacon and Beta; (iii) an increase in interest income by Php46 million; (iv) increase in financing costs of Php60 million; (v) losses on derivative financial instruments of Php78 million in 2014 as against gains on derivative financial instruments of Php6 million in 2013; and (vi) decrease in net foreign exchange gains of Php303 million.

Net Income

As a result of the foregoing, our other business segment registered a net income of Php5,473 million, an increase of Php1,965 million, or 56%, in 2014 from Php3,508 million in 2013.

Core Income

Our other business segment's core income amounted to Php5,543 million in 2014, an increase of Php2,433 million, or 78%, as compared with Php3,110 million in 2013 mainly as a result of higher other income.

Years Ended December 31, 2013 and 2012

On a Consolidated Basis

Revenues

We reported consolidated revenues of Php168,331 million in 2013, an increase of Php5,298 million, or 3%, as compared with Php163,033 million in 2012, primarily due to higher cellular and broadband revenues from our wireless business, and higher revenues from data and other network, and miscellaneous services from our fixed line business, partially offset by lower revenues from national long distance, local exchange and international long distance services from our fixed line business, and lower satellite and other services from our wireless business.

The following table shows the breakdown of our consolidated revenues by business segment for the years ended December 31, 2013 and 2012:

	2013	%	2012 ⁽¹⁾	%	Change	
					Amount	%
(in millions)						
Wireless	Php119,323	71	Php115,932	71	Php3,391	3
Fixed line	63,567	38	60,246	37	3,321	6
Others ⁽²⁾	-	-	-	-	-	-
Inter-segment transactions	(14,559)	(9)	(13,145)	(8)	(1,414)	11
Consolidated	Php168,331	100	Php163,033	100	Php5,298	3

⁽¹⁾ The December 31, 2012 comparative information was adjusted to reflect certain presentation adjustments to conform with the current presentation of our business segments.

⁽²⁾ See Item 6. "Management's Discussion and Analysis of Financial Condition and Results of Operations - Results of Operations - Years Ended December 31, 2013 and 2012 - Other Income (Expenses)" for a discussion of income and expenses relating to the Others business.

Expenses

Consolidated expenses increased by Php2,986 million, or 2%, to Php125,515 million in 2013 from Php122,529 million in 2012, as a result of higher expenses related to cost of sales, professional and other contracted services, repairs and maintenance, taxes and licenses, asset impairment, insurance and security, rent, and communication, training and travel, partially offset by lower expenses related to depreciation and amortization, compensation and employee benefits, including the retroactive effect of the application of the Revised PAS 19 on our manpower rightsizing program, or MRP, costs of Php1,269 million in 2013, and interconnection costs.

The following table shows the breakdown of our consolidated expenses by business segment for the years ended December 31, 2013 and 2012:

	2013	%	2012 ⁽¹⁾	%	Change	
					Amount	%
(in millions)						
Wireless	Php84,674	67	Php83,717	68	Php957	1
Fixed line	55,975	45	52,776	43	3,199	6
Others	5	-	18	-	(13)	(72)
Inter-segment transactions	(15,139)	(12)	(13,982)	(11)	(1,157)	8
Consolidated	Php125,515	100	Php122,529	100	Php2,986	2

⁽¹⁾ The December 31, 2012 comparative information was adjusted to reflect certain presentation adjustments to conform with the current presentation of our business segments and the adjustments on the application of the Revised PAS 19 - Employee Benefits.

Other Income (Expenses)

Consolidated other expenses amounted to Php1,184 million in 2013, a change of Php4,286 million as against other income of Php3,102 million in 2012, primarily due to the combined effects of the following: (i) foreign exchange losses of Php2,893 million in 2013 as against foreign exchange gains of Php3,282 million in 2012 mainly due to the revaluation of net foreign-currency denominated liabilities as a result of the effect of the depreciation of the Philippine peso relative to the U.S. dollar to Php44.40 as at December 31, 2013 from Php41.08 as at December 31, 2012 as against an appreciation of the Philippine peso relative to the U.S. dollar to Php41.08 as at December 31, 2012 from Php43.92 as at December 31, 2011; (ii) a decrease in other income by Php1,700 million mainly due to the realized portion of deferred gain on the transfer of Meralco shares to Beacon of Php2,012 million in 2012, lower dividend income by Php718 million and reversal of prior years' inventory provision, partially offset by the reversal of provision for NTC fees assessment as a result of a favorable Supreme Court decision, higher gain on the sale of Philweb shares by Php297 million, pension savings in 2013, higher income from consultancy and gain on insurance claims; (iii) lower interest income by Php422 million due to lower weighted average peso and dollar interest rates, lower amount of Philippine peso placements and shorter average tenor of dollar placements, partly offset by higher amount of dollar placements, longer average tenors of Philippine peso placements and the depreciation of the Philippine peso to the U.S. dollar; (iv) a decrease in net financing costs by Php287 million mainly due to lower average interest rates on loans, lower outstanding debt balance in 2013 and lower financing charges, partly offset by higher amortization of debt discount and lower capitalized interest; (v) an increase in equity share in net earnings of associates and joint ventures by Php1,204 million; and (vi) net gains on derivative financial instruments of Php511 million in 2013 as against net losses on derivative financial instruments of Php2,009 million in 2012 due to the maturity of the 2012 hedges, depreciation of the Philippine peso and wider dollar and peso interest rate differentials in 2013.

The following table shows the breakdown of our consolidated other income (expenses) by business segment for the years ended December 31, 2013 and 2012:

	2013	%	2012 ⁽¹⁾	%	Change	
					Amount	%
(in millions)						
Wireless	(Php3,866)	326	Php893	29	(Php4,759)	(533)
Fixed line	(481)	41	(1,781)	(57)	1,300	(73)
Others	3,597	(304)	4,358	140	(761)	(17)
Inter-segment transactions	(434)	37	(368)	(12)	(66)	18
Consolidated	(Php1,184)	100	Php3,102	100	(Php4,286)	(138)

⁽¹⁾ The December 31, 2012 comparative information was adjusted to reflect certain presentation adjustments to conform with the current presentation of our business segments and the adjustments on the application of the Revised PAS 19 – Employee Benefits.

Net Income

Consolidated net income decreased by Php646 million, or 2%, to Php35,453 million in 2013, from Php36,099 million in 2012. The decrease was mainly due to the combined effects of the following: (i) an increase in consolidated other expense – net by Php4,286 million; (ii) an increase in consolidated expenses by Php2,986 million; (iii) an increase in consolidated provision for income tax by Php198 million, which was mainly due to higher taxable income of our wireless and other businesses, partially offset by lower taxable income of our fixed line business; (iv) an increase in consolidated revenues by Php5,298 million; and (v) higher income from discontinued operations of Php1,526 million mainly due to the gain on disposal of our BPO business. Our consolidated basic and diluted EPS, including EPS from discontinued operations, decreased to Php163.67 in 2013 from consolidated basic and diluted EPS of Php167.07 in 2012. Our weighted average number of outstanding common shares was approximately 216.06 million in each of the years ended December 31, 2013 and 2012.

The following table shows the breakdown of our consolidated net income by business segment for the years ended December 31, 2013 and 2012:

	2013	%	2012 ⁽¹⁾	%	Change	
					Amount	%
(in millions)						
Wireless	Php21,921	62	Php25,014	69	(Php3,093)	(12)
Fixed line	7,809	22	5,740	16	2,069	36
Others	3,508	10	4,333	12	(825)	(19)
Inter-segment transactions	146	–	469	1	(323)	(69)
Continuing operations	33,384	94	35,556	98	(2,172)	(6)
Discontinued operations	2,069	6	543	2	1,526	281
Consolidated	Php35,453	100	Php36,099	100	(Php646)	(2)

⁽¹⁾ The December 31, 2012 comparative information was adjusted to reflect certain presentation adjustments to conform with the current presentation of our business segments and the adjustments on the application of the Revised PAS 19 – Employee Benefits.

EBITDA

Our consolidated EBITDA from continuing operations amounted to Php77,552 million in 2013, an increase of Php2,164 million, or 3%, as compared with Php75,388 million in 2012, primarily due to higher consolidated revenues, and lower operating expenses related to compensation and employee benefits, excluding the retroactive effect of the application of the Revised PAS 19 on our MRP costs of Php1,269 million in 2013, and interconnection costs, partially offset by higher cost of sales, provision for doubtful accounts, and operating expenses related to professional and other contracted services, repairs and maintenance costs, taxes and licenses, and insurance and security services.

The following table shows the breakdown of our consolidated EBITDA from continuing operations by business segment for the years ended December 31, 2013 and 2012:

	2013	%	2012 ⁽¹⁾	%	Change	
					Amount	%
(in millions)						
Wireless	Php54,703	70	Php54,480	72	Php223	–
Fixed line	22,274	29	20,089	27	2,185	11
Others	(5)	–	(18)	–	13	(72)
Inter-segment transactions	580	1	837	1	(257)	(31)
Continuing operations	Php77,552	100	Php75,388	100	Php2,164	3

⁽¹⁾ The December 31, 2012 comparative information was adjusted to reflect certain presentation adjustments to conform with the current presentation of our business segments and the adjustments on the application of the Revised PAS 19 – Employee Benefits.

Core Income

Our consolidated core income, including core income from discontinued operations, amounted to Php38,717 million in 2013, an increase of Php1,810 million, or 5%, as compared with Php36,907 million in 2012, primarily due to an increase in consolidated revenues, partially offset by an increase in consolidated expenses, excluding the retroactive effect of the application of the Revised PAS 19 on our MRP costs of Php1,269 million in 2013, higher other expenses and lower core income contribution from discontinued operations and higher provision for income tax. Our consolidated basic and diluted core EPS, including basic and diluted core EPS from discontinued operations, increased to Php178.93 in 2013 from Php170.58 in 2012.

The following table shows the breakdown of our consolidated core income by business segment for the years ended December 31, 2013 and 2012:

	2013	%	2012 ⁽¹⁾	%	Change	
					Amount	%
(in millions)						
Wireless	Php26,499	69	Php25,694	70	Php805	3
Fixed line	9,061	23	5,769	16	3,292	57
Others	3,110	8	4,424	12	(1,314)	(30)
Inter-segment transactions	146	–	469	1	(323)	(69)
Continuing operations	38,816	100	36,356	99	2,460	7
Discontinued operations	(99)	–	551	1	(650)	(118)
Consolidated	Php38,717	100	Php36,907	100	Php1,810	5

⁽¹⁾ The December 31, 2012 comparative information was adjusted to reflect certain presentation adjustments to conform with the current presentation of our business segments and the adjustments on the application of the Revised PAS 19 – Employee Benefits.

On a Business Segment Basis

Wireless

Revenues

We generated revenues from our wireless business of Php119,323 million in 2013, an increase of Php3,391 million, or 3%, from Php115,932 million in 2012, which was primarily due to higher revenues from our cellular and wireless broadband services.

The following table summarizes our total revenues from our wireless business for the years ended December 31, 2013 and 2012 by service segment:

	2013	%	2012 ⁽¹⁾	%	Increase (Decrease)	
					Amount	%
(in millions)						
Service Revenues:						
Cellular	Php105,875	89	Php103,604	89	Php2,271	2
Wireless broadband, satellite and others						
Wireless broadband	9,432	8	8,606	8	826	10
Satellite and others	1,372	1	1,569	1	(197)	(13)
	116,679	98	113,779	98	2,900	3
Non-Service Revenues:						
Sale of cellular handsets, cellular SIM-packs and broadband data modems	2,644	2	2,153	2	491	23
Total Wireless Revenues	Php119,323	100	Php115,932	100	Php3,391	3

⁽¹⁾ The December 31, 2012 comparative information was adjusted to reflect certain presentation adjustments to conform with the current presentation of our business segments.

Service Revenues

Our wireless service revenues in 2013, increased by Php2,900 million, or 3%, to Php116,679 million as compared with Php113,779 million in 2012, mainly as a result of higher revenues from our cellular and wireless broadband services, partially offset by lower revenues from our satellite and other services. The increase in our cellular revenues was mainly due to higher domestic voice, and mobile internet revenues, partially offset by the decrease in text messaging revenues, lower international voice and other cellular service revenues. The increase in our wireless broadband revenues was mainly due to a 4% growth in our broadband subscriber base. Our dollar-linked revenues were affected by the depreciation of the Philippine peso relative to the U.S. dollar, which increased to a weighted average exchange rate of Php42.44 for the year ended December 31, 2013 from Php42.24 for the year ended December 31, 2012. As a percentage of our total wireless revenues, service revenues accounted for 98% in each of 2013 and 2012.

Cellular Service

Our cellular service revenues in 2013 amounted to Php105,875 million, an increase of Php2,271 million, or 2%, from Php103,604 million in 2012. Cellular service revenues accounted for 91% of our wireless service revenues in each of 2013 and 2012.

The following table shows the breakdown of our cellular service revenues for the years ended December 31, 2013 and 2012:

	2013	2012 ⁽¹⁾	Increase (Decrease)	
			Amount	%
	(in millions)			
Cellular service revenues	Php105,875	Php103,604	Php2,271	2
<i>By service type</i>	103,642	101,042	2,600	3
Prepaid	84,600	84,525	75	–
Postpaid	19,042	16,517	2,525	15
<i>By component</i>	103,642	101,042	2,600	3
Voice	51,384	49,627	1,757	4
Data	52,258	51,415	843	2
Others ⁽²⁾	2,233	2,562	(329)	(13)

⁽¹⁾ The December 31, 2012 comparative information was adjusted to reflect certain presentation adjustments to conform with the current presentation of our business segments.

⁽²⁾ Refers to other non-subscriber-related revenues consisting primarily of inbound international roaming fees, share in revenues from PLDT's WeRoam and PLP services, a small number of leased line contracts, and revenues from Chikka and other Smart subsidiaries.

The following table shows other key measures of our cellular business as at and for the years ended December 31, 2013 and 2012:

	2013	2012	Increase (Decrease)	
			Amount	%
Cellular subscriber base	70,045,627	69,866,458	179,169	–
Prepaid	67,667,750	67,611,537	56,213	–
Smart	24,608,687	25,061,453	(452,766)	(2)
Talk 'N Text	29,485,017	28,445,053	1,039,964	4
Sun Cellular	13,574,046	14,105,031	(530,985)	(4)
Postpaid	2,377,877	2,254,921	122,956	5
Sun Cellular	1,488,181	1,571,441	(83,260)	(5)
Smart	889,696	683,480	206,216	30
Systemwide traffic volumes (in million minutes) ⁽¹⁾				
Calls	55,344	53,288	2,056	4
Domestic	51,504	49,597	1,907	4
Inbound	1,228	1,242	(14)	(1)
Outbound	50,276	48,355	1,921	4
International	3,840	3,691	149	4
Inbound	3,216	3,025	191	6
Outbound	624	666	(42)	(6)
SMS/Data count (in million hits) ⁽¹⁾	506,702	501,964	4,738	1
Text messages	504,050	500,039	4,011	1
Domestic	503,176	499,191	3,985	1
Bucket-Priced/Unlimited	471,298	468,898	2,400	–
Standard	31,878	30,293	1,585	5
International	874	848	26	3
Value-Added Services	2,577	1,872	705	38
Financial Services	75	53	22	42
Mobile internet (in TB)	18,092	4,954	13,138	265

⁽¹⁾ The December 31, 2012 comparative information was adjusted to reflect certain presentation adjustments to conform with the current presentation of our business segments.

Revenues generated from our prepaid cellular services amounted to Php84,600 million in 2013, an increase of Php75 million as compared with Php84,525 million in 2012. Prepaid cellular service revenues accounted for 82% and 84% of cellular voice and data revenues in 2013 and 2012, respectively. Revenues generated from postpaid cellular service amounted to Php19,042 million in 2013, an increase of Php2,525 million, or 15%, as compared with Php16,517 million earned in 2012, and which accounted for 18% and 16% of cellular voice and data revenues in 2013 and 2012, respectively. The increase in revenues from our prepaid cellular services was primarily due to an increase in domestic outbound voice revenues and mobile internet, partially offset by a decline in international outbound revenues. The increase in our postpaid cellular service revenues was primarily due to an increase in postpaid subscribers of Smart from 889,696 in 2013 from 683,480 in 2012 due to higher activations.

Voice Services

Cellular revenues from our voice services, which include all voice traffic and voice VAS, such as voice mail and outbound international roaming, increased by Php1,757 million, or 4%, to Php51,384 million in 2013 from Php49,627 million in 2012, primarily due to higher cellular domestic voice revenues, partially offset by lower cellular international voice revenues. Cellular voice services accounted for 49% and 48% of our cellular service revenues in 2013 and 2012, respectively.

The following table shows the breakdown of our cellular voice revenues for the years ended December 31, 2013 and 2012:

	2013	2012 ⁽¹⁾	Increase (Decrease)	
			Amount	%
			(in millions)	
Voice services:				
Domestic				
Inbound	Php4,655	Php4,737	(Php82)	(2)
Outbound	30,619	28,440	2,179	8
	35,274	33,177	2,097	6
International				
Inbound	13,922	13,838	84	1
Outbound	2,188	2,612	(424)	(16)
	16,110	16,450	(340)	(2)
Total	Php51,384	Php49,627	Php1,757	4

⁽¹⁾ The December 31, 2012 comparative information was adjusted to reflect certain presentation adjustments to conform with the current presentation of our business segments.

Domestic voice service revenues increased by Php2,097 million, or 6%, to Php35,274 million in 2013 from Php33,177 million in 2012, primarily due to an increase in domestic outbound voice service revenues by Php2,179 million, partially offset by lower domestic inbound voice service revenues by Php82 million.

Revenues from domestic outbound voice service increased by Php2,179 million, or 8%, to Php30,619 million in 2013 from Php28,440 million in 2012 mainly due to increased traffic on unlimited calls and improved yield on bucket offers. Domestic outbound call volume of 50,276 million minutes increased by 1,921 million minutes, or 4%, from 48,355 million minutes in 2012.

Revenues from our domestic inbound voice service decreased by Php82 million, or 2%, to Php4,655 million in 2013 from Php4,737 million in 2012. Domestic inbound call volumes of 1,228 million minutes in 2013, decreased by 14 million minutes, or 1%, from 1,242 million minutes in 2012 primarily due to lower traffic from fixed line calls.

International voice service revenues decreased by Php340 million, or 2%, to Php16,110 million in 2013 from Php16,450 million in 2012 primarily due to the decline in international outbound voice service revenues by Php424 million, or 16%, to Php2,188 million in 2013 from Php2,612 million in 2012, partially offset by higher international inbound voice service revenues by Php84 million, or 1%, to Php13,922 million in 2013 from Php13,838 million in 2012. The net decrease in international voice service revenues was due to lower outbound traffic and a decrease in inbound termination rates, partially offset by the increase in inbound traffic and the favorable effect of higher weighted average exchange rate of the Philippine peso to the U.S. dollar. International inbound and outbound calls totaled 3,840 million minutes, an increase of 149 million minutes, or 4%, from 3,691 million minutes in 2012.

Data Services

Cellular revenues from our data services, which include all text messaging-related services, as well as VAS, increased by Php843 million, or 2%, to Php52,258 million in 2013 from Php51,415 million in 2012 primarily due to higher mobile internet and VAS revenues, partially offset by lower text messaging revenues. Cellular data services accounted for 49% and 50% of our cellular service revenues in 2013 and 2012, respectively.

The following table shows the breakdown of our cellular data service revenues for the years ended December 31, 2013 and 2012:

	2013	2012 ⁽¹⁾	Increase (Decrease)	
			Amount	%
			(in millions)	
Text messaging				
Domestic				
Bucket-Priced/Unlimited	Php41,822	Php42,719	(Php897)	(2)
Standard	29,411	28,752	659	2
International	12,411	13,967	(1,556)	(11)
	3,519	3,782	(263)	(7)
	45,341	46,501	(1,160)	(2)
Mobile internet ⁽²⁾	4,968	3,121	1,847	59
Value-added services ⁽³⁾	1,949	1,793	156	9
Total	Php52,258	Php51,415	Php843	2

⁽¹⁾ The December 31, 2012 comparative information was adjusted to reflect certain presentation adjustments to conform with the current presentation of our business segments.

⁽²⁾ Includes revenues from web-based services, net of allocated discounts and content provider costs.

⁽³⁾ Includes revenues from SMS-based VAS (info-on-demand and voice text services, net of allocated discounts and content provider costs); multi-media messaging system, or MMS-based VAS (point-to-point MMS and content download services, such as ringtone, logo or music downloads, net of allocated discounts and content provider costs); Pasa Load/Give-a-load (which allows prepaid and postpaid subscribers to transfer small denominations of air time credits to other prepaid subscribers and Dial 'SOS which allows Smart and Talk 'N Text prepaid subscribers to borrow Php4 of load (Php3 on-net SMS plus Php1 air time) from Smart which will be deducted upon their next top-up); and revenues from financial services which include revenues from Smart Money Clicks via Smart Menu and mobile banking. Smart Money Clicks includes the following services: balance inquiry, re-load prepaid accts, bills payment, card management and internet purchases.

Text messaging-related services contributed revenues of Php45,341 million in 2013, a decrease of Php1,160 million, or 2%, as compared with Php46,501 million in 2012, and accounted for 87% and 90% of our total cellular data service revenues in 2013 and 2012, respectively. The decrease in revenues from text messaging-related services resulted mainly from lower domestic standard and international messaging revenues, partially offset by higher text messaging revenues from the various bucket-priced/unlimited SMS offers. Text messaging revenues from the various bucket-priced/unlimited SMS offers totaled Php29,411 million in 2013, an increase of Php659 million, or 2%, as compared with Php28,752 million in 2012. Bucket-priced/unlimited text messages increased by 2,400 million to 471,298 million in 2013 from 468,898 million in 2012.

Standard text messaging revenues, which includes inbound and outbound standard SMS revenues, decreased by Php1,556 million, or 11%, to Php12,411 million in 2013 from Php13,967 million in 2012, mainly due to a decrease in outbound standard SMS revenues primarily as a result of increased preference for bucket and unlimited SMS offers, partly offset by higher inbound revenues due to higher text messages from other carriers. Standard text messages increased by 1,585 million, or 5% to 31,878 million in 2013 from 30,293 million in 2012, as a result of increased domestic inbound SMS volume, partially offset by the decline in domestic outbound standard SMS volume.

International text messaging revenues amounted to Php3,519 million in 2013, a decrease of Php263 million, or 7%, from Php3,782 million in 2012 mainly due to lower outbound international SMS revenues driven by the decline in outbound traffic, partially offset by higher inbound traffic, higher effective dollar yield of international inbound SMS and the favorable effect of higher weighted average exchange rate of the Philippine peso to the U.S. dollar.

Mobile internet service revenues increased by Php1,847 million, or 59%, to Php4,968 million in 2013 from Php3,121 million in 2012 as a result of higher traffic for mobile internet browsing. Mobile internet service registered 18,092 TB in 2013, an increase of 13,138 TB, or 265%, from 4,954 TB in 2012.

VAS contributed revenues of Php1,949 million in 2013, an increase of Php156 million, or 9%, as compared with Php1,793 million in 2012, primarily due to an increase in revenues from SMS-based VAS revenues, partially offset by lower *Pasa Load/Give-a-Load* and MMS-based VAS revenues.

Subscriber Base, ARPU and Churn Rates

As at December 31, 2013, our cellular subscribers totaled 70,045,627, an increase of 179,169 over the cellular subscriber base of 69,866,458 as at December 31, 2012. Our cellular prepaid subscriber base increased by 56,213 to 67,667,750 as at December 31, 2013 from 67,611,537 as at December 31, 2012, while our cellular postpaid subscriber base also increased by 122,956, or 5%, to 2,377,877 as at December 31, 2013 from 2,254,921 as at December 31, 2012. The increase in subscriber base was primarily due to the growth in *Talk 'N Text* prepaid subscribers by 1,039,964, partially offset by a net decrease in *Smart* and *Sun Cellular* subscribers by 246,550 and 614,245, respectively, resulting from lower average activations in 2013. Prepaid subscribers exclude those subscribers whose minimum balance is derived via accumulation from its rewards program. Prepaid subscribers accounted for 97% of our total subscriber base as at December 31, 2013 and 2012.

Our net subscriber activations (reductions) for the years ended December 31, 2013 and 2012 were as follows:

	2013	2012	Increase (Decrease)	
			Amount	%
Prepaid	56,213	5,818,745	(5,762,532)	(99)
<i>Smart</i>	(452,766)	(2,950,068)	2,497,302	(85)
<i>Talk 'N Text</i>	1,039,964	7,977,878	(6,937,914)	(87)
<i>Sun Cellular</i>	(530,985)	790,935	(1,321,920)	(167)
Postpaid	122,956	351,084	(228,128)	(65)
<i>Smart</i>	206,216	132,732	73,484	55
<i>Sun Cellular</i>	(83,260)	218,352	(301,612)	(138)
Total	179,169	6,169,829	(5,990,660)	(97)

The following table summarizes our average monthly churn rates for the years ended December 31, 2013 and 2012:

	2013	2012
	(in %)	
Prepaid		
<i>Smart</i>	5.3	6.0
<i>Talk 'N Text</i>	5.2	4.1
<i>Sun Cellular</i>	10.6	11.0
Postpaid		
<i>Smart</i>	2.7	2.6
<i>Sun Cellular</i>	3.2	1.0

For *Smart Prepaid* subscribers, the average monthly churn rate in 2013 and 2012 were 5.3% and 6.0%, respectively, while the average monthly churn rate for *Talk 'N Text* subscribers were 5.2% and 4.1% in 2013 and 2012, respectively. The average monthly churn rate for *Sun Cellular* prepaid subscribers were 10.6% and 11.0% in 2013 and 2012, respectively.

The average monthly churn rate for *Smart Postpaid* subscribers were 2.7% and 2.6% in 2013 and 2012, respectively. The average monthly churn rate for *Sun Cellular* postpaid subscribers was 3.2% and 1.0% in 2013 and 2012, respectively.

The following table summarizes our average monthly cellular ARPUs for the years ended December 31, 2013 and 2012:

	Gross ⁽¹⁾		Increase (Decrease)		Net ⁽²⁾		Increase (Decrease)	
	2013	2012 ⁽³⁾	Amount	%	2013	2012 ⁽³⁾	Amount	%
Prepaid								
<i>Smart</i>	Php164	Php167	(Php3)	(2)	Php144	Php145	(Php1)	-
<i>Talk 'N Text</i>	96	111	(15)	(14)	85	97	(12)	(12)
<i>Sun Cellular</i>	68	69	(1)	(1)	61	59	2	3
Postpaid								
<i>Smart</i>	1,140	1,268	(128)	(10)	1,127	1,251	(124)	(10)
<i>Sun Cellular</i>	483	394	89	23	480	391	89	23

⁽¹⁾ Gross monthly ARPU is calculated by dividing gross cellular service revenues for the month, gross of discounts, allocated content provider costs and interconnection income but excluding inbound roaming revenues, by the average number of subscribers in the month.

⁽²⁾ Net monthly ARPU is calculated by dividing gross cellular service revenues for the month, including interconnection income, but excluding inbound roaming revenues, net of discounts and content provider costs, by the average number of subscribers in the month.

⁽³⁾ The December 31, 2012 comparative information was adjusted to reflect certain presentation adjustments to conform with the current presentation of our business segments.

Our average monthly prepaid and postpaid ARPUs per quarter in 2013 and 2012 were as follows:

	Prepaid						Postpaid			
	Smart		Talk 'N Text		Sun Cellular		Smart		Sun Cellular	
	Gross ⁽¹⁾	Net ⁽²⁾	Gross ⁽¹⁾	Net ⁽²⁾	Gross ⁽¹⁾	Net ⁽²⁾	Gross ⁽¹⁾	Net ⁽²⁾	Gross ⁽¹⁾	Net ⁽²⁾
2013										
First Quarter	160	141	98	87	66	57	1,168	1,154	458	455
Second Quarter	160	141	98	87	66	58	1,167	1,153	499	495
Third Quarter	161	142	92	82	66	60	1,111	1,099	479	476
Fourth Quarter	174	153	96	85	72	68	1,113	1,102	495	493
2012 ⁽³⁾										
First Quarter	170	148	116	102	68	57	1,292	1,269	390	388
Second Quarter	164	143	113	100	66	57	1,264	1,237	400	397
Third Quarter	162	140	107	93	67	58	1,253	1,251	391	388
Fourth Quarter	170	149	106	93	74	64	1,265	1,248	393	391

⁽¹⁾ Gross monthly ARPU is calculated based on the average of the gross monthly ARPUs for the quarter.

⁽²⁾ Net monthly ARPU is calculated based on the average of the net monthly ARPUs for the quarter.

⁽³⁾ The December 31, 2012 comparative information was adjusted to reflect certain presentation adjustments to conform with the current presentation of our business segments.

Wireless Broadband, Satellite and Other Services

Our revenues from wireless broadband, satellite and other services consist mainly of wireless broadband service revenues from SBI and DMPI, charges for ACeS Philippines' satellite information and messaging services and service revenues generated by the MVNO services of PLDT Global's subsidiary.

Wireless Broadband

Revenues from our wireless broadband services increased by Php826 million, or 10%, to Php9,432 million in 2013 from Php8,606 million in 2012, primarily due to an increase in prepaid revenues by Php356 million, or 14%, to Php2,823 million in 2013 from Php2,467 million in 2012, and increase in postpaid revenues by Php470 million, or 8%, to Php6,609 million in 2013 from Php6,139 million in 2012.

The following table shows information of our wireless broadband revenues and subscriber base as at and for the years ended December 31, 2013 and 2012:

	2013	2012	Increase (Decrease)	
			Amount	%
Wireless Broadband Revenues	Php9,432	Php8,606	Php826	10
Prepaid	2,823	2,467	356	14
Postpaid	6,609	6,139	470	8
Wireless Broadband Subscribers	2,453,826	2,359,024	94,802	4
Prepaid	1,669,618	1,587,160	82,458	5
Smart	1,359,862	1,231,092	128,770	10
Sun	309,756	356,068	(46,312)	(13)
Postpaid	784,208	771,864	12,344	2
Smart	549,347	495,802	53,545	11
Sun	234,861	276,062	(41,201)	(15)

Smart Broadband and *Sun Broadband Wireless*, SBI's and DMPI's broadband services, respectively, offer a number of wireless broadband services and had a total of 2,453,826 subscribers as at December 31, 2013, a net increase of 94,802 subscribers, or 4%, as compared with 2,359,024 subscribers as at December 31, 2012, primarily due to an increase by 182,315, or 11%, in *Smart Broadband* subscribers, partially offset by a decrease in *Sun Broadband* subscribers by 87,513, or 14%, as at December 31, 2013. Our prepaid wireless broadband subscriber base increased by 82,458 subscribers, or 5%, to 1,669,618 subscribers as at December 31, 2013 from 1,587,160 subscribers as at December 31, 2012, while our postpaid wireless broadband subscriber base increased by 12,344 subscribers, or 2%, to 784,208 subscribers as at December 31, 2013 from 771,864 subscribers as at December 31, 2012.

Smart Broadband offers *myBro*, a fixed wireless broadband service being offered under PLDT's *Home* megabrand. *myBro* fixed wireless broadband service is powered either via a link to Smart's wireless broadband-enabled base stations which allows subscribers to connect to the internet using an outdoor aerial antenna installed in the subscriber's home or via Smart's *WiMAX* network. *myBro* revenues increased by Php332 million, or 8%, to Php4,314 million in 2013 from Php3,982 million in 2012 primarily due to an increase in subscriber base by 8,858, or 2%, to 436,094 as at December 31, 2013 from 427,236 as at December 31, 2012.

Satellite and Other Services

Revenues from our satellite and other services decreased by Php197 million, or 13%, to Php1,372 million in 2013 from Php1,569 million in 2012, primarily due to a decrease in the number of ACeS Philippines' subscribers and lower revenue contribution from MVNO services of PLDT Global, partially offset by the effect of higher weighted average exchange rate of Php42.44 for the year ended December 31, 2013 from Php42.24 for the year ended December 31, 2012 on our U.S. dollar and U.S. dollar-linked satellite and other service revenues.

Non-Service Revenues

Our wireless non-service revenues consist of proceeds from sales of cellular handsets, cellular SIM-packs and broadband data modems. Our wireless non-service revenues increased by Php491 million, or 23%, to Php2,644 million in 2013 from Php2,153 million in 2012, primarily due to increased availments for broadband *Pocket WiFi* and cellular retention packages, partly offset by lower quantity of broadband *Plug-It* modem and cellular handsets/SIM-packs issued for activation.

Expenses

Expenses associated with our wireless business amounted to Php84,674 million in 2013, an increase of Php957 million, or 1%, from Php83,717 million in 2012. A significant portion of this increase was attributable to higher expenses related to cost of sales, professional and other contracted services, rent, communication, training and travel, compensation and employee benefits, and insurance and security services, partially offset by lower depreciation and amortization, interconnection costs and asset impairment. As a percentage of our total wireless revenues, expenses associated with our wireless business accounted for 71% and 72% in 2013 and 2012, respectively.

The following table summarizes the breakdown of our total wireless-related expenses for the years ended December 31, 2013 and 2012 and the percentage of each expense item in relation to the total:

	2013	%	2012 ⁽¹⁾	%	Increase (Decrease)	
					Amount	%
(in millions)						
Depreciation and amortization	Php16,358	19	Php19,000	23	(Php2,642)	(14)
Cost of sales	10,182	12	7,373	9	2,809	38
Rent	10,148	12	9,970	12	178	2
Compensation and employee benefits	8,730	11	8,586	10	144	2
Interconnection costs	8,141	10	8,458	10	(317)	(4)
Selling and promotions	7,944	9	7,933	10	11	–
Repairs and maintenance	7,861	9	7,843	9	18	–
Professional and other contracted services	4,841	6	4,149	5	692	17
Asset impairment	3,918	5	4,218	5	(300)	(7)
Taxes and licenses	2,410	3	2,410	3	–	–
Insurance and security services	1,156	1	1,033	1	123	12
Communication, training and travel	1,029	1	1,014	1	15	1
Amortization of intangible assets	1,018	1	921	1	97	11
Other expenses	938	1	809	1	129	16
Total	Php84,674	100	Php83,717	100	Php957	1

⁽¹⁾ The December 31, 2012 comparative information was adjusted to reflect certain presentation adjustments to conform with the current presentation of our business segments and the adjustments on the application of the Revised PAS 19 – Employee Benefits.

Depreciation and amortization charges decreased by Php2,642 million, or 14%, to Php16,358 million primarily due to a lower depreciable asset base.

Cost of sales increased by Php2,809 million, or 38%, to Php10,182 million primarily due to increased issuances of handsets to existing postpaid subscribers for cellular retention and higher average cost of handsets/SIM-packs issued for activation purposes, complemented by higher average cost for broadband *Pocket WiFi*, partially offset by lower quantity of handsets/SIM-packs issued for activation and decreased issuances for broadband *Plug-It* modems.

Rent expenses increased by Php178 million, or 2%, to Php10,148 million primarily due to an increase in leased circuit charges and office building rental, partially offset by lower site rental charges. As at December 31, 2013, we had 10,455 cell sites, 20,770 cellular/mobile broadband base stations and 2,915 fixed wireless broadband base stations, of which 10,000 are 4G-capable, as compared with 11,132 cell sites, 20,096 cellular/mobile broadband base stations and 2,871 fixed wireless broadband base stations, of which 7,561 are 4G-capable broadband stations, as at December 31, 2012.

Compensation and employee benefits expenses increased by Php144 million, or 2%, to Php8,730 million primarily due to higher MRP costs as a result of the retroactive adjustment of the application of the Revised PAS 19 of Php537 million in 2013, as well as LTIP costs, partially offset by lower salaries employee benefits, and provision for pension benefits. Employee headcount decreased to 7,680 as at December 31, 2013 as compared with 8,663 as at December 31, 2012, primarily due to the availment of the MRP by DMPI employees as at December 31, 2013.

Interconnection costs decreased by Php317 million, or 4%, to Php8,141 million primarily due to a decrease in interconnection charges on international calls and roaming SMS.

Selling and promotion expenses increased by Php11 million to Php7,944 million primarily due to higher expenses on events, commissions and public relations, partially offset by lower advertising expenses.

Repairs and maintenance expenses increased by Php18 million to Php7,861 million mainly due to higher maintenance costs on IT software and hardware, and cellular and broadband network facilities, partially offset by lower site facilities maintenance and site electricity consumption costs.

Professional and other contracted service fees increased by Php692 million, or 17%, to Php4,841 million primarily due to an increase in outsourced service costs and call center fees, partly offset by lower consultancy and technical service fees.

Asset impairment decreased by Php300 million, or 7%, to Php3,918 million primarily due to lower impairment on certain network equipment of DMPI, partially offset by higher provision for uncollectible receivables.

Taxes and licenses remained at Php2,410 million for 2013 and 2012.

Insurance and security services increased by Php123 million, or 12%, to Php1,156 million primarily due to higher office and site security expenses, partly offset by lower insurance and bond premiums.

Communication, training and travel expenses increased by Php15 million, or 1%, to Php1,029 million primarily due to higher expenses related to mailing and courier, as well as freight and hauling, partially offset by lower travel expenses, fuel consumption costs for vehicles and communication charges.

Amortization of intangible assets increased by Php97 million, or 11%, to Php1,018 million primarily due to license fees paid for exclusive partnership and use of music catalogues.

Other expenses increased by Php129 million, or 16%, to Php938 million primarily due to higher various business and operational-related expenses.

Other Income (Expenses)

The following table summarizes the breakdown of our total wireless-related other income (expenses) for the years ended December 31, 2013 and 2012:

	2013	2012 ⁽¹⁾	Change	
			Amount	%
	(in millions)			
Other Income (Expenses):				
Interest income	Php324	Php565	(Php241)	(43)
Losses on derivative financial instruments – net	(18)	(51)	33	(65)
Equity share in net losses of associates	(54)	(78)	24	(31)
Foreign exchange gains (losses) – net	(1,814)	2,419	(4,233)	(175)
Financing costs – net	(3,232)	(2,683)	(549)	20
Other income – net	928	721	207	29
Total	(Php3,866)	Php893	(Php4,759)	(533)

⁽¹⁾ The December 31, 2012 comparative information was adjusted to reflect certain presentation adjustments to conform with the current presentation of our business segments.

Our wireless business' other expenses amounted to Php3,866 million in 2013, a change of Php4,759 million as against other income of Php893 million in 2012, primarily due to the combined effects of the following: (i) net foreign exchange losses of Php1,814 million in 2013 as against net foreign exchange gains of Php2,419 million in 2012 on account of the revaluation of net foreign currency-denominated liabilities due to the depreciation of the Philippine peso relative to the U.S. dollar to Php44.40 as at December 31, 2013 from Php41.08 as at December 31, 2012 as against an appreciation of the Philippine peso relative to the U.S. dollar to Php41.08 as at December 31, 2012 from Php43.92 as at December 31, 2011; (ii) higher net financing costs by Php549 million primarily due to higher amortization of debt discount, lower capitalized interest and an increase in financing charges, partly offset by lower outstanding debt balance and lower weighted average interest rates on loans; (iii) a decrease in interest income by Php241 million mainly due to lower weighted average interest rates and lower principal amounts of dollar and peso placements, partially offset by higher U.S. dollar interest rates, longer average tenor of Philippine peso placements in 2013 and the depreciation of the Philippine peso to the U.S. dollar; (iv) a decrease in equity share in net losses of associates by Php24 million; (v) lower loss on derivative financial instruments by Php33 million mainly on account of lower notional outstanding interest rate swaps not designated as hedges and higher interest rates in 2013; and (vi) an increase in other income by Php207 million mainly due to pension income recognized in 2013, reversal of prior year provision, higher gain on disposal of fixed assets and higher income from consultancy, partly offset by casualty losses due to Typhoon Yolanda.

Provision for Income Tax

Provision for income tax increased by Php768 million, or 9%, to Php8,862 million in 2013 from Php8,094 million in 2012 primarily due to higher taxable income. The effective tax rates for our wireless business were 29% and 24% in 2013 and 2012, respectively.

Net Income

As a result of the foregoing, our wireless business' net income decreased by Php3,093 million, or 12%, to Php21,921 million in 2013 from Php25,014 million recorded in 2012.

EBITDA

As a result of the foregoing, our wireless business' EBITDA increased by Php223 million to Php54,703 million in 2013 from Php54,480 million in 2012.

Core Income

Our wireless business' core income increased by Php805 million, or 3%, to Php26,499 million in 2013 from Php25,694 million in 2012 on account of an increase in wireless revenues, partially offset by an increase in other expenses and higher wireless-related operating expenses, excluding the retroactive effect of the application of the Revised PAS 19 in our MRP costs of Php537 million in 2013, and an increase in provision for income tax.

Fixed Line

Revenues

Revenues generated from our fixed line business amounted to Php63,567 million in 2013, an increase of Php3,321 million, or 6%, from Php60,246 million in 2012.

The following table summarizes our total revenues from our fixed line business for the years ended December 31, 2013 and 2012 by service segment:

	2013	%	2012 ⁽¹⁾	%	Increase (Decrease)	
					Amount	%
(in millions)						
Service Revenues:						
Local exchange	Php16,274	26	Php16,470	27	(Php196)	(1)
International long distance	11,422	18	10,789	18	633	6
National long distance	4,583	7	5,046	8	(463)	(9)
Data and other network	27,472	43	25,059	42	2,413	10
Miscellaneous	2,119	3	1,707	3	412	24
	61,870	97	59,071	98	2,799	5
Non-Service Revenues:						
Sale of computers, phone units and SIM cards	1,697	3	1,175	2	522	44
Total Fixed Line Revenues	Php63,567	100	Php60,246	100	Php3,321	6

⁽¹⁾ The December 31, 2012 comparative information was adjusted to reflect certain presentation adjustments to conform with the current presentation of our business segments.

Service Revenues

Our fixed line business provides local exchange service, national and international long distance services, data and other network services, and miscellaneous services. Our fixed line service revenues increased by Php2,799 million, or 5%, to Php61,870 million in 2013 from Php59,071 million in 2012 due to an increase in the revenue contribution of our data and other network, international long distance and miscellaneous services, partially offset by decreases in national long distance and local exchange services.

Local Exchange Service

The following table summarizes the key measures of our local exchange service business as at and for the years ended December 31, 2013 and 2012:

	2013	2012 ⁽¹⁾	Increase (Decrease)	
			Amount	%
Total local exchange service revenues (in millions)	Php16,274	Php16,470	(Php196)	(1)
Number of fixed line subscribers	2,069,419	2,063,794	5,625	-
Postpaid	2,009,593	1,997,671	11,922	1
Prepaid	59,826	66,123	(6,297)	(10)
Number of fixed line employees	7,415	7,546	(131)	(2)
Number of fixed line subscribers per employee	279	273	6	2

⁽¹⁾ The December 31, 2012 comparative information was adjusted to reflect certain presentation adjustments to conform with the current presentation of our business segments.

Revenues from our local exchange service decreased by Php196 million, or 1%, to Php16,274 million in 2013 from Php16,470 million in 2012, primarily due to lower weighted average billed lines, a decrease in ARPU on account of lower fixed charges due to the increase in demand for bundled voice and data services, partially offset by higher installation and activation charges. The percentage contribution of local exchange revenues to our total fixed line service revenues were 26% and 28% in 2013 and 2012, respectively.

International Long Distance Service

The following table shows our international long distance service revenues and call volumes for the years ended December 31, 2013 and 2012:

	2013	2012 ⁽¹⁾	Increase (Decrease)	
			Amount	%
Total international long distance service revenues (in millions)	Php11,422	Php10,789	Php633	6
Inbound	10,105	9,455	650	7
Outbound	1,317	1,334	(17)	(1)
International call volumes (in million minutes, except call ratio)	2,185	2,150	35	2
Inbound	1,806	1,691	115	7
Outbound	379	459	(80)	(17)
Inbound-outbound call ratio	4.8:1	3.7:1	-	-

⁽¹⁾ The December 31, 2012 comparative information was adjusted to reflect certain presentation adjustments to conform with the current presentation of our business segments.

Our total international long distance service revenues increased by Php633 million, or 6%, to Php11,422 million in 2013 from Php10,789 million in 2012, primarily due to the net increase in call volumes and the increase in average billing rate in dollar terms, as well as the favorable effect of higher weighted average exchange rate of the Philippine peso to the U.S. dollar to Php42.44 for the year ended December 31, 2013 from Php42.24 for the year ended December 31, 2012. The percentage contribution of international long distance service revenues to our total fixed line service revenues accounted for 19% and 18% in 2013 and 2012, respectively.

Our revenues from inbound international long distance service increased by Php650 million, or 7%, to Php10,105 million in 2013 from Php9,455 million in 2012 primarily due to the increase in inbound call volumes and the favorable effect on our inbound revenues of a higher weighted average exchange rate of the Philippine peso to the U.S. dollar, partially offset by the decrease in average settlement rate in dollar terms.

Our revenues from outbound international long distance service decreased by Php17 million, or 1%, to Php1,317 million in 2013 from Php1,334 million in 2012, primarily due to the decrease in call volumes and a decrease in the exchange rate of the U.S. dollar to Philippine peso, partially offset by the increase in the average billing rate in dollar terms.

Our total international long distance service revenues, net of interconnection costs, decreased by Php53 million, or 1%, to Php4,554 million in 2013 from Php4,607 million in 2012. The decrease was primarily due to higher interconnection costs as a result of higher call volumes terminating to domestic carriers, partly offset by an increase in international long distance revenues, gross of interconnection costs.

National Long Distance Service

The following table shows our national long distance service revenues and call volumes for the years ended December 31, 2013 and 2012:

	2013	2012 ⁽¹⁾	Decrease	
			Amount	%
Total national long distance service revenues (in millions)	Php4,583	Php5,046	(Php463)	(9)
National long distance call volumes (in million minutes)	852	971	(119)	(12)

⁽¹⁾ The December 31, 2012 comparative information was adjusted to reflect certain presentation adjustments to conform with the current presentation of our business segments.

Our national long distance service revenues decreased by Php463 million, or 9%, to Php4,583 million in 2013 from Php5,046 million in 2012, primarily due to a decrease in call volumes, partially offset by an increase in the average revenue per minute of our national long distance services. The percentage contribution of national long distance revenues to our fixed line service revenues were 7% and 9% in 2013 and 2012, respectively.

Our national long distance service revenues, net of interconnection costs, decreased by Ph357 million, or 9%, to Php3,547 million in 2013 from Php3,904 million in 2012, primarily due to a decrease in call volumes, partially offset by an increase in the average revenue per minute of our national long distance services.

Data and Other Network Services

The following table shows information of our data and other network service revenues for the years ended December 31, 2013 and 2012:

	2013	2012 ⁽¹⁾	Increase	
			Amount	%
Data and other network service revenues (in millions)	Php27,472	Php25,059	Php2,413	10
Domestic	19,917	18,436	1,481	8
Broadband	12,268	11,212	1,056	9
Leased Lines and Others	7,649	7,224	425	6
International				
Leased Lines and Others	5,787	5,524	263	5
Data Centers	1,768	1,099	669	61
Subscriber base				
Broadband	961,967	887,399	74,568	8
SWUP	30,302	22,720	7,582	33

⁽¹⁾ The December 31, 2012 comparative information was adjusted to reflect certain presentation adjustments to conform with the current presentation of our business segments.

Our data and other network services posted revenues of Php27,472 million in 2013, an increase of Php2,413 million, or 10%, from Php25,059 million in 2012, primarily due to higher revenues from *PLDT DSL*, data centers, higher international data revenues primarily from *i-Gate* and domestic leased line revenues resulting from the higher revenue contribution of *Metro Ethernet*. The percentage contribution of this service segment to our fixed line service revenues was 45% and 42% in 2013 and 2012, respectively.

Domestic

Domestic data services contributed Php19,917 million in 2013, an increase of Php1,481 million, or 8%, as compared with Php18,436 million in 2012 mainly due to higher *DSL*, *Metro Ethernet*, *Fibr* and *Diginet* revenues, and *Shops.Work* subscribers as customer locations and bandwidth requirements continued to expand and demand for offshoring, outsourcing services increased. The percentage contribution of domestic data service revenues to total data and other network services were 73% and 74% in 2013 and 2012, respectively.

Broadband

Broadband data services include *DSL* broadband internet service, which is intended for individual internet users, small and medium enterprises, and large corporations with multiple branches, and *Fibr*, our most advanced broadband internet connection, which is intended for individual internet users.

Broadband data revenues amounted to Php12,268 million in 2013, an increase of Php1,056 million, or 9%, from Php11,212 million in 2012 as a result of the increase in the number of subscribers by 74,568, or 8%, to 961,967 subscribers as at December 31, 2013 from 887,399 subscribers as at December 31, 2012. Broadband revenues accounted for 45% of total data and other network service revenues in each of 2013 and 2012.

Leased Lines and Others

Leased lines and other data services include: (1) Diginet, our domestic private leased line service providing Smart's fiber optic and leased line data requirements; (2) IP-VPN, a managed corporate IP network that offers a secure means to access corporate network resources; (3) Metro Ethernet, our high-speed wide area networking services that enable mission-critical data transfers; (4) *Shops.Work*, our connectivity solution for retailers and franchisers that links company branches to their head office; and (5) *SWUP*, our wireless VPN service that powers mobile point-of-sale terminals and off-site bank ATMs, as well as other retail outlets located in remote areas. As at December 31, 2013, *SWUP* had a total subscriber base of 30,302, up by 7,582, or 33%, from 22,720 subscribers in 2012. Leased lines and other data revenues amounted to Php7,649 million in 2013, an increase of Php425 million, or 6%, from Php7,224 million in 2012, primarily due to higher revenues from Metro Ethernet, Diginet and *Shops.Work*, partially offset by lower internet exchange revenues. The percentage contribution of leased lines and other data service revenues to the total data and other network services were 28% and 29% in 2013 and 2012, respectively.

International

Leased Lines and Others

International leased lines and other data services consist mainly of: (1) i-Gate, our premium dedicated internet access service that provides high speed, reliable and managed connectivity to the global internet, and is intended for enterprises and VAS providers; (2) Fibernet, which provides cost-effective and reliable bilateral point-to-point private networking connectivity, through the use of our extensive international alliances to offshore and outsourcing, banking and finance, and semiconductor industries; and (3) other international managed data services in partnership with other global service providers, which provide data networking services to multinational companies. International data service revenues increased by Php263 million, or 5%, to Php5,787 million in 2013 from Php5,524 million in 2012, primarily due to higher i-Gate revenues and an increase in revenues from various global service providers and IP-VPN local access services, as well as the favorable effect of higher weighted average exchange rate of the Philippine peso relative to the U.S. dollar, partially offset by lower inland-cable lease and Fibernet revenues. The percentage contribution of international data service revenues to total data and other network service revenues were 21% and 22% in 2013 and 2012, respectively.

Data Centers

Data centers provide colocation or rental services, server hosting, disaster recovery and business continuity services, intrusion detection, security services, such as firewalls and managed firewalls. Data center revenues increased by Php669 million, or 61%, to Php1,768 million in 2013 from Php1,099 million in 2012 mainly due to higher colocation and managed services as a result of the consolidation of IPCDSI in October 2012. The percentage contribution of this service segment to our total data and other network service revenues were 6% and 4% in 2013 and 2012, respectively.

Miscellaneous Services

Miscellaneous service revenues are derived mostly from rental and facilities management fees, internet and online gaming, and directory advertising. These service revenues increased by Php412 million, or 24%, to Php2,119 million in 2013 from Php1,707 million in 2012 mainly due to higher outsourcing fees and colocation charges, and the revenue contribution of PGNL, which is the exclusive distributor and licensee of the programs, shows, films and channels of TV5 abroad, the distribution of which is via syndication and international linear channels. The percentage contribution of miscellaneous service revenues to our total fixed line service revenues was 3% in each of 2013 and 2012.

Non-service Revenues

Non-service revenues increased by Php522 million, or 44%, to Php1,697 million in 2013 from Php1,175 million in 2012, primarily due to higher revenues from *Telpad* units.

Expenses

Expenses related to our fixed line business totaled Php55,975 million in 2013, an increase of Php3,199 million, or 6%, as compared with Php52,776 million in 2012. The increase was primarily due to higher expenses related to

repairs and maintenance, depreciation and amortization, interconnection costs, asset impairment, rent, taxes and licenses, cost of sales, and professional and other contracted services, partly offset by lower expenses related to compensation and employee benefits. As a percentage of our total fixed line revenues, expenses associated with our fixed line business accounted for 88% in each of 2013 and 2012.

The following table shows the breakdown of our total fixed line-related expenses for the years ended December 31, 2013 and 2012 and the percentage of each expense item to the total:

	2013	%	2012 ⁽¹⁾	%	Increase (Decrease)	
					Amount	%
(in millions)						
Depreciation and amortization	Php13,946	25	Php13,354	25	Php592	4
Compensation and employee benefits	12,668	23	13,439	26	(771)	(6)
Interconnection costs	8,196	15	7,623	14	573	8
Repairs and maintenance	5,930	10	5,325	10	605	11
Professional and other contracted services	3,794	7	3,566	7	228	6
Rent	2,794	5	2,374	5	420	18
Selling and promotions	1,860	3	1,786	3	74	4
Cost of sales	1,665	3	1,374	3	291	21
Asset impairment	1,625	3	1,068	2	557	52
Taxes and licenses	1,515	3	1,097	2	418	38
Insurance and security services	762	1	632	1	130	21
Communication, training and travel	546	1	482	1	64	13
Amortization of intangible assets	2	—	—	—	2	100
Other expenses	672	1	656	1	16	2
Total	Php55,975	100	Php52,776	100	Php3,199	6

⁽¹⁾ The December 31, 2012 comparative information was adjusted to reflect certain presentation adjustments to conform with the current presentation of our business segments and the adjustments on the application of the Revised PAS 19 – Employee Benefits.

Depreciation and amortization charges increased by Php592 million, or 4%, to Php13,946 million due to higher depreciable asset base.

Compensation and employee benefits expenses decreased by Php771 million, or 6%, to Php12,668 million primarily due to lower MRP costs, net of the retroactive adjustment of the application of the Revised PAS 19 of Php732 million in 2013, and lower provision for LTIP costs, partially offset by higher provision for pension costs and increase in salaries and employee benefits. Employee headcount decreased to 10,219 in 2013 as compared with 10,462 in 2012 mainly due to a decrease in Digitel's headcount as a result of the MRP.

Interconnection costs increased by Php573 million, or 8%, to Php8,196 million primarily due to higher international long distance interconnection/settlement costs as a result of higher volume of international received paid calls that terminated to other domestic carriers, partially offset by lower settlement costs for national long distance interconnection costs and data and other network services particularly Fibernet and Infonet.

Repairs and maintenance expenses increased by Php605 million, or 11%, to Php5,930 million primarily due to higher repairs and maintenance costs for IT software and hardware, buildings, and other various facilities, partially offset by a decrease in site electricity costs, lower repairs and maintenance costs on central office/telecoms equipment, as well as lower cost of janitorial services.

Professional and other contracted service expenses increased by Php228 million, or 6%, to Php3,794 million primarily due to higher contracted service and bill printing fees, partially offset by lower technical service and consultancy fees.

Rent expenses increased by Php420 million, or 18%, to Php2,794 million primarily due to higher domestic leased circuit charges, and site, pole and building rentals.

Selling and promotion expenses increased by Php74 million, or 4%, to Php1,860 million primarily due to higher commissions and public relations expenses, partially offset by lower advertising costs.

Cost of sales increased by Php291 million, or 21%, to Php1,665 million primarily due to higher sale of *Telpad* units.

Asset impairment increased by Php557 million, or 52%, to Php1,625 million mainly due to higher provision for uncollectible receivables.

Taxes and licenses increased by Php418 million, or 38%, to Php1,515 million as a result of higher municipal licenses and other business-related taxes.

Insurance and security services increased by Php130 million, or 21%, to Php762 million primarily due to higher expenses on office security services, partially offset by lower insurance and bond premiums.

Communication, training and travel expenses increased by Php64 million, or 13%, to Php546 million mainly due to higher local and foreign training and travel, partially offset by a decrease in mailing and courier, and fuel consumption charges.

Amortization of intangible assets amounted to Php2 million in 2013 relating to the amortization of intangible assets related to customer list and licenses in relation to IPCDSI's acquisition.

Other expenses increased by Php16 million, or 2%, to Php672 million primarily due to higher various business and operational-related expenses.

Other Expenses

The following table summarizes the breakdown of our total fixed line-related other expenses for the years ended December 31, 2013 and 2012:

	2013	2012 ⁽¹⁾	Change	
			Amount	%
	(in millions)			
Other Income (Expenses):				
Gains (losses) on derivative financial instruments – net	Php523	(Php1,958)	Php2,481	127
Interest income	392	713	(321)	(45)
Equity share (losses) in net earnings of associates	(86)	108	(194)	(180)
Foreign exchange gains (losses) – net	(1,503)	863	(2,366)	(274)
Financing costs – net	(3,390)	(4,193)	803	(19)
Other income – net	3,583	2,686	897	33
Total	(Php481)	(Php1,781)	Php1,300	(73)

⁽¹⁾ The December 31, 2012 comparative information was adjusted to reflect certain presentation adjustments to conform with the current presentation of our business segments and the adjustments on the application of the Revised PAS 19 – Employee Benefits.

Our fixed line business' other expenses amounted to Php481 million in 2013, a decrease of Php1,300 million, or 73%, from Php1,781 million in 2012. The decrease was due to the combined effects of the following: (i) net gains on derivative financial instruments of Php523 million in 2013 as against net losses on derivative financial instruments of Php1,958 million in 2012 due to maturity of the 2012 hedges, the depreciation of the Philippine peso and a wider dollar and peso interest rate differentials; (ii) an increase in other income by Php897 million mainly due to the reversal of provision for assessment as a result of a favorable Supreme Court decision, higher gain on sale of Philweb shares and an increase in insurance claims, partially offset by casualty losses on Typhoon Yolanda; (iii) lower financing costs by Php803 million mainly due to lower average interest rates on loans and lower financing charges, partly offset by lower capitalized interest; (iv) equity share in net losses of associates and joint ventures of Php86 million as against equity share in net earnings of associates of Php108 million in 2012 primarily due to the share in net losses of Cignal TV for the period from October 1 to December 31, 2013 and disposal of Philweb shares in 2012; (v) a decrease in interest income by Php321 million due to lower principal amounts of dollar and peso placements, lower peso interest rates and shorter average tenor of U.S. dollar placements, partially offset by higher U.S. dollar interest rates, longer average tenor of Philippine peso placements in 2013 and the depreciation of the Philippine peso relative to the U.S. dollar; and (vi) foreign exchange losses of Php1,503 million in 2013 as against foreign exchange gains of Php863 million in 2012 on account of revaluation of net foreign currency-denominated liabilities due to the depreciation of the Philippine peso relative to the U.S. dollar to Php44.40 as at December 31, 2013 from Php41.08 as at December 31, 2012 as against an appreciation of the Philippine peso relative to the U.S. dollar to Php41.08 as at December 31, 2012 from Php43.92 as at December 31, 2011.

Benefit from Income Tax

Benefit from income tax amounted to Php698 million in 2013, an increase of Php647 million from Php51 million in 2012, primarily due to recognition of deferred tax assets, partially offset by higher taxable income. The effective tax rate for our fixed line business was negative 10% and negative 1% in 2013 and 2012, respectively.

Net Income

As a result of the foregoing, our fixed line business contributed a net income of Php7,809 million in 2013, which represents an increase of Php2,069 million, or 36%, as compared with Php5,740 million in 2012.

EBITDA

As a result of the foregoing, our fixed line business' EBITDA increased by Php2,185 million, or 11%, to Php22,274 million in 2013 from Php20,089 million in 2012.

Core Income

Our fixed line business' core income increased by Php3,292 million, or 57%, to Php9,061 million in 2013 from Php5,769 million in 2012, primarily as a result of higher fixed line revenues, a decrease in other expenses and a higher benefit from income tax, partially offset by higher fixed line expenses, excluding the retroactive effect of the application of the Revised PAS 19 in our MRP costs of Php732 million in 2013.

Others

Expenses

Expenses associated with our other business segment totaled Php5 million in 2013, a decrease of Php13 million, or 72%, as compared with Php18 million in 2012, primarily due to PCEV's lower other operating expenses.

Other Income

The following table summarizes the breakdown of other income for other business segment for the years ended December 31, 2013 and 2012:

	2013	2012	Change	
			Amount	%
			(in millions)	
Other Income (Expenses):				
Equity share in net earnings of associates	Php2,882	Php1,508	Php1,374	91
Foreign exchange gains – net	424	–	424	100
Interest income	249	76	173	228
Gains on derivative financial instruments – net	6	–	6	100
Other income – net	36	2,774	(2,738)	(99)
Total	Php3,597	Php4,358	(Php761)	(17)

Other income decreased by Php761 million, or 17%, to Php3,597 million in 2013 from Php4,358 million in 2012 primarily due to lower other income by Php2,738 million mainly due to the realized portion of deferred gain on the transfer of Meralco shares to Beacon in 2012 and lower dividend income by Php720 million, partly offset by an increase in equity share in net earnings of associates by Php1,374 million mainly due to the increase in PCEV's share in the net earnings of Beacon and equity share in the net earnings of Beta, the holding company of SPI Group, where we reinvested approximately US\$40 million of the proceeds from the sale of our BPO business in 2013.

Net Income

As a result of the foregoing, our other business segment registered a net income of Php3,508 million, a decrease of Php825 million, or 19%, in 2013 from Php4,333 million in 2012.

EBITDA

As a result of the foregoing, negative EBITDA from our other business segment improved by Php13 million, or 72%, to negative Php5 million in 2013 from negative Php18 million in 2012.

Core Income

Our other business segment's core income amounted to Php3,110 million in 2013, a decrease of Php1,314 million, or 30%, as compared with Php4,424 million in 2012 mainly as a result of a lower other income, partially offset by an increase in the equity share in the net earnings of Beacon in 2013.

Plans and Prospects

We are the largest telecommunications company in the Philippines in terms of revenues and subscribers. We offer the broadest range of telecommunications services among all operators in the Philippines. We intend to reinforce our leading position in network quality and reach while offering a broader range and higher quality of products and services.

Our 2015 estimated consolidated capital expenditures is approximately Php39 billion, of which approximately Php26 billion is estimated to be spent by our wireless segment and approximately Php13 billion is estimated to be spent by our fixed line segment. Our wireless segment's capital spending is currently anticipated to focus on building out coverage, leveraging the capabilities of newly modernized network and expanding 3G, 4G LTE including its backhaul and wireless broadband networks in order to enhance data transmission capabilities. We also contemplate enhancing network and platforms infrastructure and systems to support solutions deployment, campaign analytics and service delivery to enable customized and targeted services, as well as to further expand mainstream services and integration with the PLDT Group core and transmission network to increase penetration, mainly in provincial areas to achieve greater business benefits from a closely synergized environment. Our fixed line segment's capital spending is currently intended principally to continue the build-out and upgrade of broadband data and IP infrastructures, fixed line data services, expanding transmission network, increasing international bandwidth capacity, and network maintenance.

Our capital expenditure budget includes projects addressing the following objectives:

- (1) Technical Objectives – these include the transformation of service delivery platform of the group in order to realize operating and cost efficiencies, the provision of greater resilience and redundancy for the network, as well as investments in additional cable systems;
- (2) Commercial Objectives – these include the expansion of capacity and footprint of wired and wireless, as well as new platforms to expand service offerings; and
- (3) IT/Support Systems – these include the upgrade of our IT and support systems.

Given the favorable state of our financial position, we expect to fund incremental capital expenditures from both debt and free cash flow.

Liquidity and Capital Resources

The following table shows our consolidated cash flows for the years ended December 31, 2014, 2013 and 2012 as well as our consolidated capitalization and other consolidated selected financial data as at December 31, 2014 and 2013:

	2014	2013	2012
	(in millions)		
Cash Flows			
Net cash provided by operating activities	Php66,015	Php73,763	Php80,370
Net cash used in investing activities	(51,686)	(21,045)	(39,058)
Capital expenditures	34,759	28,838	36,396
Net cash used in financing activities	(19,897)	(59,813)	(48,628)
Net decrease in cash and cash equivalents	(5,246)	(6,391)	(7,761)
Capitalization			
	(in millions)		
Interest-bearing financial liabilities:			
Long-term financial liabilities:			
Long-term debt	Php115,399		Php88,924
Obligations under finance lease	1		6
	<u>115,400</u>		<u>88,930</u>
Current portion of interest-bearing financial liabilities:			
Long-term debt maturing within one year	14,724		15,166
Obligations under finance lease maturing within one year	5		5
	<u>14,729</u>		<u>15,171</u>
Total interest-bearing financial liabilities	130,129		104,101
Total equity attributable to equity holders of PLDT	134,364		137,147
	<u>Php264,493</u>		<u>Php241,248</u>
Other Selected Financial Data			
Total assets	Php436,295		Php399,638
Property, plant and equipment	191,984		192,665
Cash and cash equivalents	26,659		31,905
Short-term investments	643		718

Our consolidated cash and cash equivalents and short-term investments totaled Php27,302 million as at December 31, 2014. Principal sources of consolidated cash and cash equivalents in 2014 were cash flows from operating activities amounting to Php66,015 million, proceeds from availment of long-term debt of Php41,329 million, dividends received of Php1,855 million, net proceeds from maturity and redemption of investment in debt securities of Php1,602 million, interest received of Php582 million and proceeds from disposal of property, plant and equipment of Php253 million. These funds were used principally for: (1) dividend payments of Php39,900 million; (2) capital outlays, including capitalized interest, of Php34,759 million; (3) purchase of investments available for sale of Php19,711 million; (4) debt principal and interest payments of Php15,726 million and Php4,736 million, respectively; (5) settlement of derivative financial instruments of Php596 million; (6) deposit for future PDRs of Php300 million; (7) investment in joint ventures and associates of Php300 million; and (8) payment for acquisition of shares of minority shareholders and purchase of investment in subsidiaries – net of cash acquired of Php202 million.

Our consolidated cash and cash equivalents and short-term investments totaled Php32,623 million as at December 31, 2013. Principal sources of consolidated cash and cash equivalents in 2013 were cash flows from operating activities amounting to Php73,763 million, proceeds from availment of long-term debt of Php39,798 million, proceeds from disposal of investments, net of cash of deconsolidated subsidiaries, of Php12,075 million, proceeds from net assets classified as held-for-sale of Php2,298 million, proceeds from disposal of property, plant and equipment of Php1,546 million, net additions to capital expenditures under long-term financing of Php868 million, interest received of Php845 million and dividends received of Php438 million. These funds were used principally for: (1) debt principal and interest payments of Php57,033 million and Php4,959 million, respectively; (2) dividend payments of Php37,804 million; (3) capital outlays, including capitalized interest, of Php28,838 million; (4) deposits for PDR subscription of Php5,550 million; (5) net payment for purchase of investment in debt securities of Php2,046 million; and (6) settlements of derivative financial instruments of Php453 million.

Operating Activities

Our consolidated net cash flows provided by operating activities decreased by Php7,748 million, or 11%, to Php66,015 million in 2014 from Php73,763 million in 2013, primarily due to a lower level of collection of receivables, higher pension contribution and higher corporate taxes paid, partially offset by lower settlement of accounts payable and other liabilities, and higher prepayments.

Our consolidated net cash flows from operating activities decreased by Php6,607 million, or 8%, to Php73,763 million in 2013 from Php80,370 million in 2012, primarily due to higher settlement of accounts payable and other various liabilities, and higher pension contributions, partially offset by higher level of collection of receivables.

Cash flows provided by operating activities of our fixed line business decreased by Php11,724 million, or 39%, to Php18,145 million in 2014 from Php29,869 million in 2013, primarily due to a lower level of collection of accounts receivable and other receivables, higher pension contribution, higher prepayments and lower operating income, partially offset by lower level of settlement of accounts payable. Cash flows provided by operating activities of our wireless business decreased by Php717 million, or 1%, to Php49,884 million in 2014 from Php50,601 million in 2013, primarily due to lower operating income and lower level of collection of outstanding receivables, partially offset by lower level of settlement of accounts payable and other liabilities, and lower pension contribution. Cash flows used in operating activities of our other business amounted to Php1,818 million in 2014 as against cash flows provided by operating activities of Php3,135 million in 2013, primarily due to collection of receivables and lower level of settlement of accounts payable in 2013.

Cash flows from operating activities of our wireless business decreased by Php3,518 million, or 7%, to Php50,601 million in 2013 from Php54,119 million in 2012, primarily due to higher level of settlement of other current liabilities, higher income taxes paid and lower operating income, partially offset by higher level of collection of outstanding receivables and lower level of settlement of accounts payable. Conversely, cash flows provided by operating activities of our fixed line business increased by Php5,467 million, or 22%, to Php29,869 million in 2013 from Php24,402 million in 2012, primarily due to higher operating income and lower settlement of other noncurrent liabilities, partially offset by lower level of collection of receivables and prepayments, higher level of settlement of other liabilities, higher income taxes paid and higher refund of customers' deposits.

Investing Activities

Consolidated net cash flows used in investing activities increased by Php30,641 million, or 146%, to Php51,686 million in 2014 from Php21,045 million in 2013, primarily due to the combined effects of the following: (1) higher purchase of investments available for sale of Php19,695 million mainly due to our investment in Rocket in 2014 (see related discussion in Other Information); (2) net proceeds from disposal of investments, including sale of Philweb shares, of Php14,370 million in 2013; (3) the increase in capital expenditures by Php5,921 million; (4) higher net proceeds from maturity and redemption of investment in debt securities of Php3,648 million; (5) higher payment for acquisition of shares of minority shareholders and purchase of investment in subsidiaries – net of cash acquired of Php196 million; (6) lower interest received by Php263 million; (7) higher dividends received by Php1,417 million; and (8) a decrease in payment for deposit for future PDRs subscription of Php5,250 million.

Consolidated net cash flows used in investing activities amounted to Php21,045 million in 2013, a decrease of Php18,013 million, or 46%, from Php39,058 million in 2012, primarily due to the combined effects of the following: (1) proceeds from sale of BPO business, net of cash of deconsolidated subsidiaries, of Php12,075 million; (2) lower payment for investment in joint ventures, associates and deposits for PDR subscription by Php3,285 million, and acquisition of subsidiaries and shares of noncontrolling interest by Php1,646 million; (3) the decrease in capital expenditures by Php7,558 million; (4) lower net proceeds from disposal of investments available for sale of Php3,579 million; (5) net payment for purchase of investment in debt securities of Php2,218 million; (6) increase in notes receivable of Php1,224 million; (7) higher proceeds from sale of Philweb shares by Php385 million; and (8) lower dividends received by Php346 million.

Our consolidated capital expenditures, including capitalized interest, in 2014 totaled Php34,759 million, an increase of Php5,921 million, or 21%, as compared with Php28,838 million in 2013, primarily due to Smart Group's higher capital spending, partially offset by PLDT's and DMPI's lower capital spending. PLDT's capital spending of Php10,697 million in 2014 was principally used to finance the full public switched telephone network migration, aggressive FTTH and NGN roll-out and expansion, outside plant rehabilitation, build and upgrade of various submarine cable facilities, fortification of transport backbone, expansion of access fiber and acquisition of various equipment for installation at customer premises to complement introduction of new products and services. Smart Group's capital spending of Php22,124 million in 2014 was used primarily to modernize and expand its 3G and 4G cellular and mobile broadband networks, including the roll-out of its LTE network, as well as to purchase additional equipment for installation at customer premises for the fixed wireless broadband business. DMPI's capital spending of Php917 million in 2014 was intended principally to finance the continued upgrade of its core and transmission network to increase penetration, particularly in provincial areas. As at December 31, 2014, we had a total of 26,242 cellular/broadband base stations, including 11,083 active 4G/HSPA+/LTE-base stations. The balance represented other subsidiaries' capital spending.

Our consolidated capital expenditures, including capitalized interest, in 2013 totaled Php28,838 million, a decrease of Php7,558 million, or 21%, as compared with Php36,396 million in 2012, primarily due to decreases in the Digital Group's and Smart Group's capital spending, partially offset by PLDT's higher capital spending. PLDT's capital spending of Php11,302 million in 2013 was principally used to finance the expansion and upgrade of its submarine cable facilities, DFON facilities, NGN roll-out, fixed line data and IP-based network services and outside plant rehabilitation. Smart Group's capital spending of Php16,595 million in 2013 was used primarily to modernize and expand its 2G, 3G and 4G cellular and mobile broadband networks, as well as to purchase additional equipment for installation at customer premises for the fixed wireless broadband business. DMPI's capital spending of Php500 million in 2013 was intended principally to finance the expansion of fixed mobile convergence and continued upgrade of its core and transmission network to increase penetration, particularly in provincial areas. The balance represented other subsidiaries' capital spending.

As part of our growth strategy, we may from time to time, continue to make acquisitions and investments in companies or businesses.

Dividends received in 2014 amounted to Php1,855 million, an increase of Php1,417 million from Php438 million in 2013 primarily from Beacon, Beta and Signal TV.

Dividends received in 2013 amounted to Php438 million, a decrease of Php346 million, or 44%, as compared with Php784 million in 2012. The dividends received in 2013 were from Beacon and Philweb. The dividends received in 2012 were mostly from Beacon and Philweb.

Financing Activities

On a consolidated basis, cash flows used in financing activities amounted to Php19,897 million in 2014, a decrease of Php39,916 million, or 67%, from Php59,813 million in 2013, resulting largely from the combined effects of the following: (1) lower net payments of long-term debt by Php41,307 million; (2) higher proceeds from availment of long-term debt by Php1,531 million; (3) lower interest payment by Php223 million; (4) higher cash dividend payments of Php2,096 million; (5) net reductions to capital expenditures under long-term financing by Php952 million; and (6) settlement of derivative financial instruments of Php143 million.

On a consolidated basis, net cash flows used in financing activities amounted to Php59,813 million, an increase of Php11,185 million, or 23% as compared with Php48,628 million in 2012, resulting largely from the combined effects of the following: (1) higher net payments of long-term debt and notes payable by Php6,965 million; (2) lower proceeds from the issuance of long-term debt and notes payable by Php12,346 million; (3) higher cash dividends paid by Php870 million; (4) creation of a Trust Fund for the redemption of preferred shares of Php5,561 million in 2012; (5) net additions to capital expenditures under long-term financing of Php2,339 million; (6) lower settlement of derivative financial instruments of Php673 million; and (7) lower interest payment by Php396 million.

Debt Financing

Proceeds from availment of long-term debt for the year ended December 31, 2014 amounted to Php41,329 million, mainly from PLDT's and Smart's drawings related to the financing of our capital expenditure requirements and maturing loan obligations. Payments of principal and interest on our total debt amounted to Php15,726 million and Php4,736 million, respectively, in 2014.

Our consolidated long-term debt increased by Php26,033 million, or 25%, to Php130,123 million as at December 31, 2014 from Php104,090 million as at December 31, 2013, primarily due to our issuance of Php15 billion fixed rate retail bonds in 2014, drawings from our term loan facilities and the effect of the depreciation of the Philippine peso relative to the U.S. dollar to Php44.74 as at December 31, 2014 from Php44.40 as at December 31, 2013, partially offset by debt amortizations and prepayments. As at December 31, 2014, the long-term debt levels of PLDT and Smart increased by 38% and 20%, to Php78,812 million and Php42,730 million, respectively, while DMPI's long-term debt level decreased by 25%, to Php8,581 million, as compared with December 31, 2013.

Our consolidated long-term debt decreased by Php11,702 million, or 10%, to Php104,090 million as at December 31, 2013 from Php115,792 million as at December 31, 2012, primarily due to debt amortizations and prepayments, partially offset by drawings from our term loan facilities and the depreciation of the Philippine peso relative to the U.S. dollar to Php44.40 as at December 31, 2013 from Php41.08 as at December 31, 2012. As at December 31, 2013, the long-term debt levels of PLDT, Smart and Digital decreased by 1%, 6% and 39% to Php58,584 million, Php35,754 million and Php11,172 million as compared with December 31, 2012.

On January 29, 2014, Smart signed a Php3,000 million term loan facility agreement with Land Bank of the Philippines, or LBP, to finance capital expenditures for its network upgrade and expansion program. The loan is payable over seven years with an annual amortization rate of 1% of the principal amount on the first year up to the sixth year commencing on the first year anniversary of the initial drawdown and the balance payable upon maturity on February 5, 2021. The amount of Php3,000 million was fully drawn on February 5, 2014. The amount of Php2,987 million, net of unamortized debt discount, remained outstanding as at December 31, 2014.

On February 3, 2014, Smart signed a Php500 million term loan facility agreement with LBP to finance capital expenditures for its network upgrade and expansion program. The loan is payable over seven years with an annual amortization rate of 1% of the principal amount on the first year up to the sixth year commencing on the first year anniversary of the initial drawdown and the balance payable upon maturity on February 5, 2021. The amount of Php500 million was fully drawn on February 7, 2014 and remained outstanding as at December 31, 2014.

On February 6, 2014, PLDT issued Php15,000 million Philippine SEC-registered fixed rate peso retail bonds under the Indenture dated January 22, 2014. Proceeds from the issuance of these bonds are intended to be used to finance capital expenditures and/or refinance existing obligations which were used for capital expenditures for network expansion and improvements. The amount comprises of Php12.4 billion and Php2.6 billion bonds due in 2021 and 2024, with a coupon rate of 5.2250% and 5.2813%, respectively. The amount of Php14,865 million, net of unamortized debt discount, remained outstanding as at December 31, 2014.

On March 7, 2014, Smart signed a US\$100 million term loan facility agreement with the Bank of Tokyo-Mitsubishi UFJ, Ltd. to finance the equipment and service contracts for the modernization and expansion project. The loan is payable over five years in nine equal semi-annual installments commencing twelve months after drawdown date, with final installment on March 7, 2019. The loan was partially drawn in the amounts of US\$35 million, US\$30 million and US\$25 million on March 24, 2014, August 1, 2014, and November 24, 2014, respectively. The amount of US\$88 million, or Php3,958 million, net of unamortized debt discount, remained outstanding as at December 31, 2014. The amount of US\$10 million was fully drawn on March 2, 2015.

On March 26, 2014, Smart signed a Php2,000 million term loan facility agreement with Union Bank of the Philippines, or UBP, to finance capital expenditures for its network upgrade and expansion program. The loan is payable over seven years with an annual amortization rate of 1% of the principal amount on the first year up to the sixth year commencing on the first year anniversary of the initial drawdown and the balance payable upon maturity on March 29, 2021. The amount of Php2,000 million was fully drawn on March 28, 2014 and remained outstanding as at December 31, 2014.

On April 2, 2014, PLDT signed a Php1,500 million term loan facility agreement with The Philippine American Life and General Insurance Company, or Philam Life, to finance capital expenditures and/or refinance existing loan obligations, the proceeds of which were utilized for service improvements and expansion programs. The loan is payable in full upon maturity on April 4, 2024. The amount of Php1,500 million was fully drawn on April 4, 2014 and remained outstanding as at December 31, 2014.

On April 2, 2014, Smart signed a Php500 million term loan facility agreement with Banco de Oro Unibank, Inc. to finance capital expenditures for its network upgrade and expansion program. The loan is payable over seven years with an annual amortization rate of 1% of the principal amount on the first year up to the sixth year commencing on the first year anniversary of the initial drawdown and the balance payable upon maturity on April 2, 2021. The amount of Php500 million loan was fully drawn on April 4, 2014 and remained outstanding as at December 31, 2014.

On May 14, 2014, Smart signed a US\$50 million term loan facility agreement with Mizuho Bank Ltd., Singapore Branch to finance the capital expenditures for its network upgrade and expansion program. The loan is payable over five years in nine equal semi-annual installments commencing eleven months after drawdown date, with final installment on May 14, 2019. The loan was fully drawn on July 1, 2014. The amount of US\$49 million, or Php2,207 million, net of unamortized debt discount, remained outstanding as at December 31, 2014.

On May 23, 2014, PLDT signed a Php1,000 million term loan facility agreement with Philam Life to finance capital expenditures and/or refinance existing loan obligations, the proceeds of which were utilized for service improvements and expansion programs. The loan is payable in full upon maturity on May 28, 2024. The amount of Php1,000 million was fully drawn on May 28, 2014 and remained outstanding as at December 31, 2014.

On June 9, 2014, PLDT signed a Php1,000 million term loan facility agreement with LBP to finance its capital expenditure requirements. The loan is payable over ten years with an annual amortization rate of 1% on the first year up to the ninth year from the initial drawdown date and the balance payable upon maturity on June 13, 2024. The amount of Php1,000 million was fully drawn on June 13, 2014 and remained outstanding as at December 31, 2014.

On July 28, 2014, PLDT signed a Php1,500 million term loan facility with UBP to finance its capital expenditures and/or refinance its existing loan obligations, the proceeds of which were utilized for its service improvements and expansion programs. The loan is payable over ten years with an annual amortization rate of 1% on the first year up to the ninth year from the initial drawdown date and the balance payable upon maturity on July 31, 2024. The amount of Php1,500 million was fully drawn on July 31, 2014 and remained outstanding as at December 31, 2014.

On August 5, 2014, PLDT signed a US\$100 million term loan facility agreement with Philippine National Bank, or PNB, to finance capital expenditures and/or to refinance existing obligations which were utilized for network expansion and improvement programs. The loan is payable over six years with an annual amortization rate of 1% of the issue price on the first year up to the fifth year from the initial drawdown date and the balance payable upon maturity on August 11, 2020. Two separate drawdowns of US\$50 million each were drawn on August 11, 2014

and August 15, 2014. The amount of US\$100 million, or Php4,474 million, remained outstanding as at December 31, 2014.

On August 29, 2014, PLDT signed a US\$50 million term loan facility agreement with Metropolitan Bank and Trust Company, or Metrobank, to finance capital expenditures and/or to refinance existing obligations which were utilized for network expansion and improvement programs. The loan is payable over six years with a semi-annual amortization rate of 1% of the issue price on the first year up to the fifth year from the initial drawdown date and the balance payable upon maturity on September 2, 2020. The loan was drawn in full on September 2, 2014. The amount of US\$50 million, or Php2,237 million, remained outstanding as at December 31, 2014.

On February 25, 2015, PLDT signed a Php 2,000 million term loan facility with Bank of the Philippine Islands to finance its capital expenditures and/or refinance its existing loan obligations, the proceeds of which were utilized for its service improvements and expansion programs. The loan is payable over ten years with an annual amortization rate of 1% on the first year up to the ninth year from the initial drawdown date and the balance payable upon maturity on March 24, 2025. The amount of Php2,000 million was fully drawn on March 24, 2015.

On February 26, 2015, PLDT signed a US\$200 million term loan facility with The Bank of Tokyo-Mitsubishi UFJ, Ltd., as the facility agent, to finance capital expenditure requirements for network expansion and improvement and/or to refinance existing indebtedness proceeds of which were utilized for service improvement and network expansion. The loan is comprised of two tranches: Tranche A amounting to US\$150 million which carries a floating interest rate and Tranche B amounting to US\$50 million which carries a floating interest rate on the first year and a fixed interest rate on the second year until maturity of the loan. Both tranches are payable over seven years commencing on the date which falls 36 months after the date of the agreement, with semi-annual amortizations of 23.75% of the loan amount on the first and second repayment dates and seven semi-annual amortizations of 7.5% of the loan amount starting on the third repayment date. The amount of US\$50 million for Tranche B was drawn on March 5, 2015.

On March 4, 2015, Smart signed a US\$200 million term loan facility agreement with Mizuho Bank Ltd., to finance capital expenditures for its network upgrade and expansion program. The loan is payable over five years in nine equal semi-annual installments commencing 12 months after agreement date, with final installment on March 4, 2020. The amount of US\$100 million was partially drawn on March 23, 2015.

Approximately Php64,261 million principal amount of our consolidated outstanding long-term debt as at December 31, 2014 is scheduled to mature over the period from 2015 to 2018. Of this amount, Php31,120 million is attributable to PLDT, Php25,969 million to Smart and Php7,172 million to DMPI.

For further details on our long-term debt, see *Note 21 – Interest-bearing Financial Liabilities – Long-term Debt* to the accompanying audited consolidated financial statements in Item 7. “Financial Statements”.

Debt Covenants

As a result of the acquisition of Digitel, PLDT assumed the obligations of JGSHI as guarantor under the Digitel and DMPI loan agreements covered by guarantees from JGSHI. These loans and guarantees contained certain representations and covenants applicable to JGSHI including that on the ownership of JGSHI in Digitel. Digitel and DMPI obtained the required consents of the lenders and export credit agencies for the replacement of JGSHI by PLDT as guarantor under these loans. As at December 31, 2014, the outstanding balance of DMPI loans covered by PLDT guarantees is Php8,581 million. There were no outstanding Digitel loans covered by PLDT guarantees as at December 31, 2014.

Our consolidated debt instruments contain restrictive covenants, including covenants that require us to comply with specified financial ratios and other financial tests, calculated in conformity with PFRS, at relevant measurement dates, principally at the end of each quarterly period. We have complied with all of our maintenance financial ratios as required under our loan covenants and other debt instruments. Furthermore, certain of DMPI's debt instruments contain provisions wherein DMPI may be declared in default in case of a change in control in DMPI.

As at December 31, 2014, we were in compliance with all of our debt covenants.

See *Note 21 – Interest-bearing Financial Liabilities – Debt Covenants* to the accompanying audited consolidated financial statements in Item 7. “Financial Statements” for a more detailed discussion of our debt covenants.

Financing Requirements

We believe that our available cash, including cash flow from operations, will provide sufficient liquidity to fund our projected operating, investment, capital expenditures and debt service requirements for the next 12 months; however, we may finance a portion of these costs from external sources if we consider it prudent to do so.

The following table shows the dividends declared to common and preferred shareholders from the earnings for the years ended December 31, 2014 and 2013:

Earnings	Date			Amount	
	Approved	Record	Payable	Per share	Total Declared
(in millions, except per share amount)					
2014					
Common					
Regular Dividend	August 5, 2014	August 28, 2014	September 26, 2014	Php69.00	Php14,908
Regular Dividend	March 3, 2015	March 17, 2015	April 16, 2015	61.00	13,179
Special Dividend	March 3, 2015	March 17, 2015	April 16, 2015	26.00	5,618
					33,705
Preferred					
Series IV Cumulative Non-convertible Redeemable Preferred Stock ⁽¹⁾	Various	Various	Various	-	49
10% Cumulative Convertible Preferred Stock	Various	Various	Various	1.00	-
Voting Preferred Stock	Various	Various	Various		10
Charged to Retained Earnings					Php33,764
2013					
Common					
Regular Dividend	August 7, 2013	August 30, 2013	September 27, 2013	63.00	13,611
Regular Dividend	March 4, 2014	March 18, 2014	April 16, 2014	62.00	13,395
Special Dividend	March 4, 2014	March 18, 2014	April 16, 2014	54.00	11,667
					38,673
Preferred					
Series IV Cumulative Non-convertible Redeemable Preferred Stock ⁽¹⁾	Various	Various	Various	-	49
10% Cumulative Convertible Preferred Stock	Various	Various	Various	1.00	-
Voting Preferred Stock	Various	Various	Various		10
Charged to Retained Earnings					Php38,732

⁽¹⁾ Dividends are declared based on total amount paid up.

See Item 5. "Market for Registrant's Common Equity and Related Stockholder Matters – Dividends" and Note 20 – Equity to the accompanying audited consolidated financial statements in Item 7. "Financial Statements" for a detailed discussion of our dividend payments.

Credit Ratings

None of our existing indebtedness contains provisions under which credit rating downgrades would trigger a default, changes in applicable interest rates or other similar terms and conditions.

PLDT's current credit ratings are as follows:

Rating Agency	Credit Rating		Outlook
Standard & Poor's Ratings Services, or S&P	Long-term Foreign Issuer Credit ASEAN regional scale	BBB+ axA+	Stable
Moody's Investor Service, or Moody's	Foreign Currency Senior Unsecured Debt Rating Local Currency Issuer Rating	Baa2 Baa2	Stable Stable
Fitch Ratings, or Fitch	Long-term Foreign Currency Issuer Default Rating Long-term Local Currency Issuer Default Rating National Long-term Rating	BBB A- AAA(ph1)	Stable Stable Stable
CRISP	Issuer rating	AAA	Stable

On May 9, 2014, S&P upgraded our long-term foreign issuer credit rating to "BBB+" from "BBB", with a stable outlook. On the S&P Asean regional scale, PLDT's rating improved to "axA+" from "axA".

On October 17, 2014, Fitch affirmed PLDT's long-term foreign and local currency issuer default ratings at "BBB" and "A-", respectively. These ratings are considered "investment grade". Also, our national long-term rating has been affirmed at "AAA(ph)", as well as our senior notes at "BBB". The outlook is stable. The ratings reflect PLDT's market leadership position in the Philippine telecommunications industry across the wireless, fixed line and broadband segments.

On March 5, 2014, Moody's affirmed PLDT's foreign currency bond rating and local currency issuer rating at "Baa2". Both ratings are considered "investment grade." The outlook in both ratings is stable.

On January 6, 2014, CRISP rated PLDT's inaugural peso retail bonds as "AAA" issuer rating with a "stable" outlook, the highest on the scale. CRISP cited PLDT's dominant market leadership, strong historical financial performance and excellent management and governance as key considerations for providing their rating.

Off-Balance Sheet Arrangements

There are no off-balance sheet arrangements that have or are reasonably likely to have any current or future effect on our financial position, results of operations, cash flows, changes in stockholders' equity, liquidity, capital expenditures or capital resources that are material to investors.

Equity Financing

On August 5, 2014, the PLDT Board of Directors approved an amendment to our dividend policy, increasing the dividend payout rate to 75% from 70% of our core earnings per share as regular dividends. In declaring dividends, we take into consideration the interest of our shareholders, as well as our working capital, capital expenditures and debt servicing requirements. The retention of earnings may be necessary to meet the funding requirements of our business expansion and development programs. However, in the event that no investment opportunities arise, we may consider the option of returning additional cash to our shareholders in the form of special dividends of up to the balance of our core earnings or to undertake share buybacks. We were able to pay out approximately 100% of our core earnings for seven consecutive years from 2007 to 2013 and approximately 90% of our core earnings for 2014. The accumulated equity in the net earnings of our subsidiaries, which form part of our retained earnings, are not available for distribution unless realized in the form of dividends from such subsidiaries. Dividends are generally paid in Philippine pesos. In the case of shareholders residing outside the Philippines, PLDT's transfer agent in Manila, Philippines, which acts as the dividend-disbursing agent, converts the Philippine peso dividends into U.S. dollars at the prevailing exchange rates and remits the dollar dividends abroad, net of any applicable withholding tax.

Our subsidiaries pay dividends subject to the requirements of applicable laws and regulations and availability of unrestricted retained earnings, without any restriction imposed by the terms of contractual agreements. Notwithstanding the foregoing, the subsidiaries of PLDT may, at any time, declare and pay such dividends depending upon the results of operations and future projects and plans, the respective subsidiary's earnings, cash flow, financial condition, capital investment requirements and other factors.

Consolidated cash dividend payments in 2014 amounted to Php39,900 million as compared with Php37,804 million paid to shareholders in 2013.

Contractual Obligations and Commercial Commitments

Contractual Obligations

For a detailed discussion of our consolidated contractual undiscounted obligations as at December 31, 2014 and 2013, see *Note 28 – Financial Assets and Liabilities* to the accompanying audited consolidated financial statements in Item 7. "Financial Statements".

Commercial Commitments

Our outstanding consolidated commercial commitments, in the form of letters of credit, amounted to Php32 million and Php20 million as at December 31, 2014 and 2013, respectively. These commitments will expire within one year.

Quantitative and Qualitative Disclosures about Market Risks

Our operations are exposed to various risks, including liquidity risk, foreign currency exchange risk, interest rate risk, credit risk and capital management risk. The importance of managing these risks has significantly increased in light of considerable change and continuing volatility in both the Philippine and international financial markets. With a view to managing these risks, we have incorporated financial risk management functions in our organization, particularly in our treasury operations, equity issues and sales of certain assets.

For further discussions of these risks, see *Note 28 – Financial Assets and Liabilities* to the accompanying audited consolidated financial statements in Item 7. "Financial Statements".

Impact of Inflation and Changing Prices

Inflation can be a significant factor in the Philippine economy, and we are continually seeking ways to minimize its impact. The average inflation rate in the Philippines in 2014 and 2013 was 4.1% and 2.9%, respectively. Moving forward, we currently expect inflation to remain low, which may have an impact on our operations.

Risks and Uncertainties

You should carefully consider all of the information in this annual report, including the risks and uncertainties described below. If any of the following risks actually occurs, it could have a material adverse effect on our business, financial condition or results of operations and the trading price of our ADSs could decline and you could lose all or part of your investment.

Risks Relating to Us

We face competition from well-established telecommunications operators and may face competition from new entrants, which may have a material adverse effect on our business, results of operations, financial condition and prospects.

In 1993, the Philippine government liberalized the Philippine telecommunications industry and opened the Philippine telecommunications market to new entrants. At present, following the acquisition of the Digitel Group by PLDT, the number of major players in the industry has been reduced to three LECs, eight IGF providers and two cellular operators in the country. Many entrants into the Philippine telecommunications market have entered into strategic alliances with foreign telecommunications companies, which provide them access to technology and funding support, as well as service innovations and marketing strategies. We cannot assure you that the number of providers of telecommunications services will not increase in the future or that competition for customers will not cause our cellular and fixed line subscribers to switch to other operators, or otherwise cause us to increase our marketing expenditures or reduce our rates, resulting in a reduction in our profitability.

Competition in the cellular telecommunications industry is particularly intense, with network coverage, quality of service, product offerings, and price dictating subscriber preference. Recently, operators have grown more aggressive in maintaining and growing market share, especially in light of a maturing market. Our principal cellular competitor, Globe, has introduced aggressive marketing campaigns and promotions, such as unlimited voice and SMS offers. In the meantime, Smart and DMPI are also continually innovating their product and service offerings and conducting promotions, which may positively affect their cellular revenue growth. Due to competition from Globe, as well as OTT services, we cannot assure you that the additional marketing expenses incurred by us for these promotions, potential loss of customers, decrease in rates or the increase in capital expenditures required for our continued capacity expansion will not, in each case, have a material adverse effect on our business, results of operations, financial condition or prospects.

We are also facing growing competition from providers offering services using alternative wireless technologies and IP-based networks. Additionally, the Philippine Senate finance committee recommended an increase in the 2015 budget of Department of Science and Technology's, or DOST's, Public *WiFi* Program with the aim of providing free public *WiFi* throughout the country starting 2015. We expect market saturation to continue to cause the wireless industry's customer growth rate to be moderate in comparison with historical growth rates, leading to increased competition for customers. We also expect that our customers' growing demand for data services will place constraints on our network capacity. This competition and our capacity issues will continue to put pressure on pricing and margins as companies compete for potential customers. Our ability to respond will depend, among other things, on continued improvement in network quality and customer service and effective marketing of attractive products and services. These efforts will involve significant expenses and require strategic management decisions on, and timely implementation of, equipment choices, network deployment and management, and service offerings.

The cellular telecommunications industry may not continue to grow.

The majority of our total revenues are currently derived from the provision of cellular services to customers in the Philippines. As a result, we depend on the continued development and growth of this industry in the Philippines. The cellular penetration rate in the country, however, has already reached an estimated 114% as at December 31, 2014, and thus the industry may well be considered mature, although the existence of subscribers owning multiple SIM cards results in this penetration rate being inflated to a certain extent. Further growth of the market depends on many factors beyond our control, including the continued introduction of new and enhanced cellular devices, the price levels of cellular handsets, consumer tastes and preferences, and the amount of disposable income of existing and potential subscribers. Any economic, technological or other developments resulting in a reduction in demand for cellular services or otherwise causing the Philippine cellular telecommunications industry to stop growing or reducing the rate of its growth, could materially harm our business, results of operations, financial condition and prospects.

Our results of operations have been, and may continue to be, adversely affected by competition in, and the introduction of new services which could put additional pressures on, the traditional international and national long distance services.

The international long distance business has historically been one of our major sources of revenue. However, due to competition, the reduction in international settlement rates that are paid to us by foreign telecommunications carriers for termination of international calls on our network, and the growing popularity of the so-called OTT service

providers that offer social networking, instant messaging and VoIP services, revenues generated from our international long distance business have declined in recent years.

Revenues from international long distance services could further decline significantly in the future for a variety of reasons, such as:

- increase in competition from other domestic and international telecommunications providers;
- advances in technology;
- the continued popularity of alternative providers offering OTT services such as social networking, instant messaging, and internet telephony (also known as VoIP services); or
- other providers of broadband capacity.

The continued high cellular penetration rate in the Philippines and the prevalence of SMS have negatively impacted our national long distance business in recent years. Moreover, net settlement payments between PLDT and other foreign telecommunications carriers for origination and termination of international call traffic between the Philippines and other countries, which have been our predominant source of foreign currency revenues, have been declining in recent years. A continued decline in our foreign currency revenues could increase our exposure to risks from any possible future declines in the value of the Philippine peso against the U.S. dollar. As a result, we cannot assure you that we will be able to adequately increase our other revenues to make up for any adverse impact of a further decline in our net settlement payments. We cannot assure you that we can generate new revenue streams to fully offset the declines in our traditional fixed line long distance businesses, thus, our revenues and profitability could be materially reduced and our growth and prospects could suffer.

Failure to comply with the foreign ownership restrictions under the Philippine Constitution could result in monetary penalties or the revocation of our telecommunications license

Although we currently believe we are in compliance with the foreign ownership restrictions under the Philippine Constitution, if the Philippine SEC or the other relevant authorities in the Philippines determine otherwise, we could be subject to penalties.

Exceeding the foreign ownership restrictions imposed under the Philippine Constitution may subject the Company to (1) sanctions set out in Section 14 of the Philippine Foreign Investments Act of 1991, as amended, comprising a fine not exceeding (a) the lower of (x) 0.5% of the total paid in capital of the Company and (y) Php5 million, in the case of a corporate entity, (b) Php200,000, in the case of the president of the Company or other responsible officers, and (c) Php100,000, in the case of other natural persons, which we refer to collectively as the Monetary Sanctions, and/or (2) the Philippine government commencing a *quo warranto* case in the name of the Republic of the Philippines against the Company to revoke the Company's franchise that permits the Company to engage in telecommunications activities.

While the law is still unsettled on this issue, we have been advised by our Philippine counsel that once a sufficient number of the Company's shares are issued or transferred to or are otherwise acquired by qualified Philippine nationals so as to result in the Company's foreign ownership percentage being in compliance with the foreign ownership restriction threshold, such a *quo warranto* case would not have merit, and if already initiated, would be subject to dismissal prior to the time that a judgment becomes final and executory. If an adverse decision becomes final and executory without the necessary transfer of shares having been made, the Company would have to secure a new franchise from the Philippine Congress (after the foreign ownership violation has been cured) if it still desires to engage in the telecommunications industry.

In the case of a violation of the foreign ownership restrictions, the Monetary Sanctions would continue to apply notwithstanding any curative issuance or transfer of shares to Philippine nationals.

Our business is significantly affected by governmental laws and regulations, including regulations in respect of our franchises, rates and taxes, and laws relating to anti-competitive practices and monopoly.

We operate our business under franchises, each of which is subject to amendment, termination or repeal by the Philippine Congress. Additionally, PLDT operates pursuant to various provisional authorities and CPCNs, which have been granted by the NTC and will expire between now and 2028. Some of PLDT's CPCNs and provisional authorities have already expired. However, PLDT filed applications for extension of these CPCNs and provisional authorities prior to their respective expiration dates and is therefore entitled to continue to conduct its business under its existing CPCNs and provisional authorities pending the NTC's decisions on these applications. Because PLDT filed the applications for extension on a timely basis, we expect that these applications will be granted. However, we cannot assure you that the NTC will grant these applications. Smart also operates its cellular, international long distance, national long distance and global mobile personal communications via satellite services as well as international private leased circuits pursuant to CPCNs, which will expire upon the expiration of its franchise. Smart's franchise is due to expire on March 27, 2017, 25 years after the date on which it was granted. DMPI's CPCN to operate and maintain a nationwide CMTS is for a period coterminous with the life of its existing franchise which is valid until December 11, 2027, 25 years after the date of its issuance.

The NTC also regulates the rates we are permitted to charge for services that have not yet been deregulated, such as local exchange services. We cannot assure you that the NTC will not impose additional obligations on us that could lead to the revocation of our licenses if not adhered to and/or to the reduction in our total revenues or profitability. In addition, the NTC could adopt changes to the regulations or implement additional guidelines governing our interconnection with other telecommunications companies or the rates and terms upon which we provide services to our customers. The occurrence of any of these changes could materially reduce our revenues and profitability.

The PLDT Group is also subject to a number of national and local taxes. We cannot assure you that the PLDT Group will not be subject to new, increased and/or additional taxes and that the PLDT Group would be able to impose or pass on additional charges or fees on its customers to compensate for the imposition of such taxes. HB No. 701 proposes to require all telecommunication companies to secure business permits and licenses from the local government where their respective cell sites are located. If this bill or any similar bills are enacted into law, such legislation could materially reduce our profitability and have a material adverse effect on our results of operations and financial condition. We cannot assure you that the PLDT Group will be able to impose additional charges or fees on its customers to compensate for the imposition of such taxes or charges, or for the loss of fees and/or charges.

Moreover, as one of the leading telecommunications service providers in the Philippines for fixed line, cellular and broadband services, we are subject to laws and regulations relating to anti-competitive practices and anti-monopoly. For example, Section 700 of NTC Memorandum Circular No. 8-9-95 requires us to seek the approval of the NTC with respect to rates of non-deregulated services in order to ensure that a healthy competitive environment is fostered within the industry. Also, Article II, Section 4 (g) of the R.A. No. 7925 makes it the policy of the government to pursue a fair and reasonable interconnection of authorized public network operators and other providers of telecommunications services in order to achieve a viable, efficient, reliable and universal telecommunications services. The executive branch of the government has also exhibited strong interest in enforcing anti-competitive and anti-monopolistic measures with the signing by the President of the Philippines of E.O. No. 45 on June 9, 2011. E.O. No. 45 designated the Department of Justice, or the DOJ, as the competition authority of the Philippines and established the Office for Competition under it to, among other things, investigate violations of competition laws and prosecute violators thereof. The DOJ's Department Circular No. 11 implementing E.O. No. 45 took effect on March 1, 2013. While our business practices have not in the past been found to have violated any laws and regulations related to anti-competition and anti-monopoly, we cannot assure you that the relevant governmental regulators will not, in the future, find our business practices to have an anti-competitive effect on the Philippines telecommunications industry, nor can we assure you that we will not be found to have violated the relevant laws and regulations relating to anti-competition and anti-monopoly in the future. For example, prior to the acquisition of the Digitel Group, there were four major LECs (PLDT, Digitel, Innove Communications, Inc. and Bayan) and three cellular service providers (Smart, DMPI and Globe) in the Philippines. On October 26, 2011, we completed the acquisition of the Digitel Group, the operator of *Sun Cellular*, one of the two other major cellular service providers in the Philippines. As a result of the acquisition, the number of LECs and cellular service providers in the Philippines was reduced to three and two, respectively, leaving Globe as our sole major competitor in the cellular service market. In order to mitigate the apparent anti-competitive effect of the acquisition, we agreed, as part of the NTC's decision to grant its consent for the acquisition, to divest ourselves of the frequency spectrum and associated licenses held by CURE, one of Smart's subsidiaries. Any future expansion in our services, particularly in our cellular services, could subject us to additional conditions in the granting of our provisional authorities by the NTC and to increased regulatory scrutiny, which could harm our reputation and business, and which could have a material adverse effect on our growth and prospects. In addition, the occurrence of any such event could impose substantial costs or cause interruptions or considerable delays in the provision, development or expansion of our services. Delay or failure to receive any required franchises, licenses or regulatory approvals could result in the suspension of our services or abandonment of any planned expansions, thereby affecting our business, results of operations, financial condition and prospects.

The NTC may implement proposed changes in existing regulations and introduce new regulations, which may result in increased competition and/or changes in rates, each of which could have a material adverse effect on our revenues and profitability.

The NTC may regulate the rates and manner in which we operate and charge our customers.

On July 23, 2009 the NTC issued Memorandum Circular No. 05-07-2009 mandating cellular operators, including Smart and DMPI, to bill subscribers on a maximum six-second per pulse basis instead of the previous per minute basis. The NTC granted Smart and DMPI the provisional authority to charge new rates for the CMTS service and also directed Smart and DMPI to implement a six-second per pulse billing scheme on December 5, 2009. The implementation of this billing scheme is now pending with the Philippine Supreme Court after Smart and DMPI filed their petitions for review of the decision of the Court of Appeals on March 15, 2012 and March 12, 2012, respectively.

On October 24, 2011, the NTC issued Memorandum Circular No. 02-10-2011 directing the reduction of interconnection charges for SMS between two separate networks from Php0.35 to Php0.15 per SMS. The NTC has interpreted this circular to require a reduction in SMS rates charged to end users. Therefore, it initiated

administrative cases against the mobile operators for the latter's failure to implement reduced SMS charges. On November 20, 2012, the NTC rendered a decision directing Smart to reduce the retail price of users sending regular SMS to users on other networks from Php1.00 to Php0.80 or less; refund or reimburse its subscribers for the excess Php0.20 per off-network SMS; pay a fine of Php200 per day from December 1, 2011 until the date of compliance with the decision; and submit documents, records and reports pertaining to SMS sent to other networks. Smart filed a motion for reconsideration which was subsequently denied by the NTC in its resolution dated May 7, 2014. Smart then filed a petition for review at the Court of Appeals of the Philippines, or the Court of Appeals. On October 17, 2014, the 6th division of the Court of Appeals issued a resolution granting the temporary restraining order requested by Smart and directing the NTC not to enforce its decision and resolution. In a resolution promulgated on November 28, 2014, the Court of Appeals ordered the consolidation of Globe's petition with Smarts's and DMPI's petitions. The application for preliminary injunction remains pending.

The NTC may call on carriers, other industry players and the public in general to attend public hearings with respect to certain proposed regulations affecting the industry in general or solicit comments from these groups with respect to consultative documents issued by the NTC on major industry issues, such as the August 2006 significant market power, or SMP, obligations, which were revived again during the pendency of PLDT's acquisition of the Digitel Group in 2011. Under said consultative documents, for example, certain obligations are proposed to be imposed on carriers with SMP by using a roadmap which consists of the following critical processes: (1) defining markets to be used as basis for regulatory intervention; (2) determining if one or several operators in the defined markets have the degree of market power that merit regulatory intervention; (3) identifying appropriate SMP obligations to achieve policy objectives; and (4) determining conditions that justify withdrawal of regulation.

On July 15, 2011, the NTC issued Memorandum Circular No. 7-7-2011 which requires broadband service providers to specify the minimum broadband/internet connection speed and service reliability and the service rates in advertisements, flyers, brochures and service agreements and also sets the minimum service reliability of broadband service to 80%.

On December 19, 2011, the NTC issued a Decision in NTC ADM Case 2009-048 which lowered the interconnection charge between LEC and CMTS to Php2.50 per minute from Php4.00 per minute for LEC to CMTS and Php3.00 per minute from CMTS to LEC, PLDT and Smart individually filed on February 1, 2012 and January 20, 2012, respectively, separate motions for reconsideration arguing (among other things) that interconnection, including the rates thereof, should be, by law, a product of bilateral negotiations between the parties and that the decision to set lower rates was unconstitutional as an invalid exercise by the NTC of its quasi-legislative powers and violates the Philippine constitutional guarantee against impairment of contracts. The NTC denied the motion and PLDT and Smart appealed to the Court of Appeals, reiterating among other things, that the NTC erred in ruling that all LECs are automatically entitled to a cross-subsidy; that the NTC decision violates PLDT and Smart's right to due process; and that the NTC decision violates the Philippine constitutional proscription against impairment of contracts. On December 12, 2014, the Court of Appeals granted Smart's petition for review and set aside the NTC decision dated December 19, 2011. PAPTELCO has also filed a motion for reconsideration which remains pending.

A summary of the existing material regulations on our business is set forth in Item 1. "*Description of Business – Material Effects of Regulation on our Business*". Due to the regulatory power of the NTC, as described above, we cannot assure you that the NTC will not impose changes to the current regulatory framework in the future, which could lead to increased competition or negatively affect the rates we can charge for our services. Any of these events could have a material adverse effect on our business, results of operations and prospects.

The franchise of Smart and DMPI may be revoked due to their failure to conduct a public offering of their shares.

In order to diversify the ownership base of public utilities, the Public Telecommunications Policy Act of the Philippines, or R.A. 7925, requires a telecommunications entity with regulated types of services to make a public offering through the stock exchanges of its shares representing at least 30% of its aggregate common shares within five years from: (a) the date the law became effective; or (b) the entity's commencement of commercial operations, whichever date is later. As of the latest practicable date, Smart and DMPI have yet to conduct a public offering of their shares. Consequently, the Philippine Congress may revoke the franchise of Smart and DMPI for their failure to comply with the requirement under R.A. 7925 to conduct a public offering of their common shares. A *quo warranto* case may also be filed against Smart and DMPI by the Office of the Solicitor General of the Philippines for the revocation of the respective franchises of Smart and DMPI on the ground of the violation of R.A. 7925.

Although the position taken by Smart and DMPI is that these provisions of R.A. 7925 are merely directory and that the policy underlying the requirement for telecommunication entities to conduct a public offering should be deemed to have been achieved when PLDT acquired a 100% equity interest in Smart in 2000 and Digitel in 2011, which is now majority-owned by PLDT, and which in turn owns a 99.6% equity interest in DMPI, since PLDT was then and continues to be a publicly listed company, there can be no assurance that the Philippine Congress will agree with such position. In September 2004, Senate Bill No. 1675 was filed seeking to declare that a telecommunications entity shall be deemed to have complied with the requirement of making a public offering of its shares if two-thirds of its outstanding voting stock are owned and controlled directly or indirectly, by a listed company. However, we

cannot assure you that such bill will be enacted or that the Philippine Congress will not revoke the franchise of Smart and DMPI or the Office of Solicitor General of the Philippines will not initiate a *quo warranto* proceeding against Smart and DMPI for the revocation of their respective franchises for failure to comply with the provisions of R.A. 7925 relating to the public offering of shares, the occurrence of any of which could have a material adverse effect on our business, results of operations, financial condition and prospects.

If we fail to effect the divestment of CURE in accordance with the terms of, or in a manner contemplated under the NTC's approval of our acquisition of the Digitel Group, the NTC may revoke its approval of any relevant franchises, licenses or permits held by Smart, any of which could significantly disrupt our operations and have a material adverse effect on our business, results of operations, financial condition and prospects.

As part of the NTC's decision to grant its consent to our acquisition of the Digitel Group, we agreed to divest ourselves of the frequency spectrum and associated franchises, licenses and permits held by CURE. Under the terms of the order issued by the NTC on October 26, 2011, (i) CURE is obligated to sell its *Red Mobile* business to Smart; and (ii) Smart is obligated to sell all of its rights and interests in CURE whose remaining assets will consist of its congressional franchise, certain frequency spectrum and related permits.

In compliance with the commitments in the divestment plan, CURE completed the sale and transfer of its *Red Mobile* business to Smart on June 30, 2012 for a total consideration of Php18 million through a series of transactions, such that, except for assets necessary to pay off obligations due after June 30, 2012 and certain tax assets, CURE's only remaining assets as at June 30, 2012 were its congressional franchise, 10 MHz of 3G frequency in the 2100 band and related permits.

In a letter dated September 10, 2012, Smart informed the NTC that the minimum CRA to enable the PLDT Group to recover its investment in CURE, includes, among others, the total cost of equity investments in CURE, advances from Smart for operating requirements, advances from stockholders and associated funding costs. Smart also informed the NTC that the divestment will be undertaken through an auction sale of CURE's shares of stock to the winning bidder and submitted CURE's audited financial statements as at June 30, 2012 to the NTC. In a letter dated January 21, 2013, the NTC referred the computation of the CRA to the commissioners of the NTC. Smart sent a reply agreeing to the proposal and is awaiting advice from the NTC on the bidding and auction of the 3G license of CURE.

As at March 26, 2015, CURE is still waiting for NTC's advice on how to proceed with the planned divestment.

See *Note 2 – Summary of Significant Accounting Policies – Divestment of CURE* to the accompanying audited consolidated financial statements in Item 7. "Financial Statements." for further discussion.

We cannot assure you that we will be able to effect the divestment of CURE within the time or in a manner contemplated under the order issued by the NTC. If we fail to effect the divestment of CURE in accordance with the terms of, or in a manner contemplated under, the NTC's approval of our acquisition of the Digitel Group, the NTC may revoke its approval or any relevant franchises, licenses or permits held by Smart, any of which could significantly disrupt our operations and have a material adverse effect on our business, results of operations, financial condition and prospects.

Rapid changes and advancements in telecommunications technology may adversely affect the economics of our existing businesses and the value of our assets, increase our required capital expenditures and create new competition.

The global telecommunications industry has been characterized by rapid technological changes and advancements, and the Philippine market is not an exception. We cannot assure you that these developments will not result in competition from providers of new telecommunications services or the need to make substantial capital expenditures to transform our existing network infrastructure. Furthermore, the NTC has issued to Smart and our competitors licenses covering 3G cellular services, in respect of which we have made significant investments. We are also continuing to upgrade our fixed-line network to a next generation, all-IP network, expand our wireless broadband network in order to enhance our capability to provide broadband services, and upgrade and modernize our wireless cellular network in order to achieve greater operating and cost-efficiencies. However, these projects require and will continue to require, significant capital expenditures over the next few years.

Changes in available technology could increase competition and our capital costs, and if we are not able to adapt to changes in technology and address changing consumer demand on a timely basis, we may experience a decline in the demand for our services, be unable to implement our business strategy and experience reduced profits.

The rapid development of new technologies, new services and products, and new business models has begun to eliminate the distinctions between traditional, local, long distance, wireless, cable and internet communication services and bring new competitors into the telecommunications market. As a result, we are subject to increasing competition from providers offering telecommunications services using alternative technologies. These new competitors, which include ISPs, mobile device manufacturers and mobile software and application developers,

compete against us in both voice and data businesses by offering mobile internet access, alternative voice and messaging services, OTT products, and other mobile services and are gaining an increasing share of the telecommunications industry value chain.

Our future success will depend on our ability to anticipate and adapt to these changes and to offer services that meet the demands of our customers on a competitive and timely basis. However, we may be unable to obtain new technologies on a timely basis or on satisfactory terms or implement them in an appropriate or effective manner. Future development of new technologies, services or standards could require significant changes to our business model, negatively impact our existing businesses or necessitate new acquisitions or investments. In addition, there could be legal or regulatory restraints on our introduction of new services. New products and services may also be expensive to develop and may result in increased competition. Such strategic initiatives and technological developments could require us to incur significant additional capital expenditures. As a result, we cannot assure you that we would be able to adopt or successfully implement new technologies, nor can we assure you that future technological changes will not adversely affect our operations or the competitiveness of our services.

In addition to introducing new technologies and offerings, we must phase out outdated and unprofitable technologies and services. If we are unable to do so on a cost-effective basis, we could experience reduced profits. There could also be legal or regulatory restraints on our ability to phase out current services.

We may not be successful in our acquisitions of, and investments in, other companies and businesses, and may therefore be unable to fully implement our business strategy.

As growth slows or reverses in our traditional fixed line and cellular businesses, and as part of our strategy to grow other business segments, we make acquisitions and investments in companies or businesses to enter new businesses or defend our existing markets. Since 2010, we have made a number of significant acquisitions and investments in businesses within and ancillary to the telecommunications sector, including an investment in shares of Meralco through PCEV in 2010, the acquisition of the Digitel Group in 2011, an investment in PDRs of MediaQuest (the ultimate parent company of Signal TV, a direct-to-home pay-TV business) in 2012, and other smaller investments in various businesses. Most recently, we completed a €333 million, or Php19,577 million, investment in Rocket and entered into a joint venture agreement with Rocket to form MePay Global (see See Item 1. "Recent Developments – Investment in MePay Global" for further information on our investment in Rocket and MePay Global). The success of our acquisitions and investments depends on a number of factors, such as:

- our ability to identify suitable opportunities for investment or acquisition;
- our ability to reach an acquisition or investment agreement on terms that are satisfactory to us or at all;
- the extent to which we are able to exercise control over the acquired company;
- the economic, business or other strategic objectives and goals of the acquired company compared to those of the PLDT Group, as well as the ability to execute the identified strategies in order to generate fair returns on the investment; and
- our ability to successfully integrate the acquired company or business with our existing businesses.

Any of our contemplated acquisitions and investments may not be consummated due to reasons or factors beyond our control. Even if any contemplated acquisitions and investments are consummated, we may not be able to realize any or all of the anticipated benefits of such acquisitions and investments and we cannot assure you that the consummation of such acquisitions and investments will not result in losses for us for a prolonged period of time. Moreover, if we are unsuccessful in our contemplated acquisitions and investments, we may not be able to fully implement our business strategy to maintain or grow certain of our businesses and our results of operations and financial position could be materially and adversely affected.

If we are unable to install and maintain telecommunications facilities and equipment in a timely manner, we may not be able to maintain our current market share and the quality of our services, which could have a material adverse effect on our results of operations and financial condition.

Our business requires the regular installation of new, and the maintenance of existing, telecommunications transmission and other facilities and equipment, which are being undertaken. The installation and maintenance of these facilities and equipment are subject to a number of risks and uncertainties, such as:

- shortages of equipment, materials and labor;
- work stoppages and labor disputes;
- interruptions resulting from inclement weather and other natural disasters;
- unforeseen engineering, environmental and geological problems; and
- unanticipated cost increases.

Any of these factors could give rise to delays or cost overruns in the installation of new facilities or equipment or could prevent us from properly maintaining the equipment used in our networks, and hence could affect our ability to maintain existing services and roll-out new services, for example, which could have a material adverse effect on our results of operations and financial condition.

Our businesses depend on the reliability of our network infrastructure which is subject to physical, technological and other risks.

We depend, to a significant degree, on an uninterrupted operation of our network to provide our services. We also depend on robust information technology systems to enable us to conduct our operations. The development and operation of telecommunications networks are subject to physical, technological and other risks, which may cause interruptions in service or reduced capacity for customers. These risks include but are not limited to:

- physical damage;
- power loss;
- capacity limitation;
- cable theft;
- software defects; and
- breaches of security by computer viruses, break-ins or otherwise.

The occurrence of any of the above events could have a material adverse effect on our ability to provide services to customers. While we are undertaking initiatives to prevent and/or mitigate the occurrence of these events, including the preparation of a disaster recovery plan that aims to allow restoration of service at the earliest possible time from occurrence of an incident, there can be no assurance that these events will not occur or that our initiatives will be effective should such events occur.

We are exposed to cyber security risks, which may include the gaining of unauthorized access to our networks by third parties; corruption of our data; and theft of intellectual property, stakeholder information or other sensitive data, the occurrence of any of which could significantly disrupt our business and have a material adverse effect on our results of operations and stakeholder confidence.

Over the years, our continued dependence on the latest digital technologies in conducting our operations exposes our business to risks associated with cyber incidents. These cyber incidents may range from unintentional events to deliberate attacks. These may be carried out by parties with the intention to bring about something as simple as plain disruption of our operations to something as destructive as breaching our network security and acquiring personal information on our subscribers. To date, we have not been subject to cyber attacks or other cyber incidents which, individually or in the aggregate, have had a material impact on our operations or financial condition. However, some network attacks can cause our telecommunications services or internal systems to be unavailable. Others, such as spam, could disrupt our business communication. Some network attacks, such as brute force attacks, could even cause the disclosure of confidential information.

In order to minimize our exposure to cyber security risks, we have deployed a multi-layered defense mechanism from the network to the host and up to the application level, so that if one defensive measure fails, there are other defensive measures which will continue to provide protection. However, we cannot assure you that any of such defenses will be effective against or neutralize the effects of any cyber incidents resulting from unintentional cyber security breaches or deliberate attacks on our network infrastructure or computer systems, nor can we assure you that our business will not be significantly disrupted in the event of such security breach or attack. If we fail to timely and effectively prevent the occurrence of any such cyber security incidents, or fail to promptly rectify any such incidents, our business could be significantly disrupted, our results of operations could be materially and adversely affected, and the confidence of our stakeholders could be lost.

Our businesses require substantial capital investment, which we may not be able to finance.

Our projects under development and the continued maintenance and improvement of our networks and services, including Smart's projects, networks, platforms and services, require substantial ongoing capital investment. Our consolidated capital expenditures totaled Php34,759 million, Php28,838 million and Php36,396 million for the years ended December 31, 2014, 2013 and 2012, respectively. We currently estimate that our consolidated capital expenditures in 2015 will be approximately Php39 billion, of which approximately Php26 billion is estimated to be spent by our wireless segment and approximately Php13 billion is estimated to be spent by our fixed line segment. Our wireless segment's capital spending is currently anticipated to focus on building out coverage, leveraging the capabilities of its newly modernized network and expanding 3G, 4G LTE including its backhaul and wireless broadband networks in order to enhance data transmission capabilities. We also contemplate enhancing network and platforms infrastructure and systems to support solutions deployment, campaign analytics and service delivery to enable customized and targeted services, as well as to further expand mainstream services and integration with the PLDT Group core and transmission network to increase penetration, mainly in provincial areas to achieve greater business benefits from a closely synergized environment. Our fixed line segment's capital spending is currently intended principally to continue the build-out and upgrade of broadband data and IP infrastructures, fixed

line data services, expanding transmission network, increasing international bandwidth capacity, and network maintenance.

Future strategic initiatives could require us to incur significant additional capital expenditures. We may be required to finance a portion of our future capital expenditures from external financing sources, some of which have not yet been fully arranged. There can be no assurance that financing for new projects will be available on terms acceptable to us, or at all. If we cannot complete our development programs or other capital projects on time due to our failure to obtain the required financing, our growth, results of operations, financial condition and prospects could be materially and adversely affected.

Our debt instruments contain restrictive covenants which require us to maintain certain financial tests and our indebtedness could impair our ability to fulfill our financial obligations and service our other debt.

As at December 31, 2014 and 2013, our consolidated long-term debt amounted to Php130,123 million and Php104,090 million, respectively, and accounted for 0.97x and 0.76x debt to equity ratio, respectively, calculated as long-term debt on a consolidated basis divided by total equity attributable to equity holders of PLDT. Our existing debt instruments contain covenants which, among other things, require PLDT to maintain certain financial ratios and other financial tests, calculated on the basis of PFRS at relevant measurement dates, principally at the end of each quarter period. For a description of some of these covenants, see *Note 21 – Interest-bearing Financial Liabilities* to the accompanying audited consolidated financial statements in Item 7. “Financial Statements”.

Our indebtedness and the requirements and limitations imposed by our debt covenants could have important consequences. For example, we may be required to dedicate a substantial portion of our cash flow to payments on our indebtedness, which could reduce the availability of our cash flow to fund working capital, capital expenditures and other general corporate requirements.

The principal factors that could negatively affect our ability to comply with the financial ratio covenants and other financial tests under our debt instruments are depreciation of the Philippine peso relative to the U.S. dollar, poor operating performance of PLDT and our consolidated subsidiaries, impairment or similar charges in respect of investments or other long-lived assets that may be recognized by PLDT and its consolidated subsidiaries, and increases in our interest expenses. Of our total consolidated debts, 47% and 57% were denominated in foreign currencies as at December 31, 2014 and 2013, respectively, principally in U.S. dollars, many of these financial ratios and other tests are expected to be negatively affected by any weakening of the Philippine peso.

We have maintained compliance with all of our financial ratios and covenants, as measured under PFRS, under our loan agreements and other debt instruments. However, if negative factors adversely affect our financial ratios, we may be unable to maintain compliance with these ratios and covenants. Inability to comply with the financial ratios and covenants could result in a declaration of default and acceleration of maturities of some or all of our indebtedness.

If we are unable to meet our debt service obligations or comply with our debt covenants, we could be forced to restructure or refinance our indebtedness, seek additional equity capital or sell assets. An inability to effect these measures successfully could result in a declaration of default and an acceleration of maturities of some or all of our indebtedness, which could have a material adverse effect on our business, results of operations and financial condition.

Our results of operations and our financial position could be materially and adversely affected if the Philippine peso significantly fluctuates against the U.S. dollar.

A substantial portion of our indebtedness, related interest expenses, our capital expenditures and a portion of our expenses are denominated in U.S. dollars and other foreign currencies, whereas most of our revenues are denominated in Philippine pesos. As at December 31, 2014, 47% of our total consolidated indebtedness was foreign currency-denominated, of which approximately 40% of our total consolidated indebtedness was unhedged. As at December 31, 2013, approximately 57% of our total consolidated indebtedness was foreign currency-denominated, of which approximately 48% of our total consolidated indebtedness was unhedged.

A depreciation of the Philippine peso against the U.S. dollar would increase the amount of our U.S. dollar-denominated debt obligations and operating and interest expenses in Philippine peso terms. In the event that the Philippine peso depreciates against the U.S. dollar, we may be unable to generate enough funds through operations and other means to offset the resulting increase in our obligations in Philippine peso terms. Moreover, a depreciation of the Philippine peso against the U.S. dollar may result in our recognition of significant foreign exchange losses, which could materially and adversely affect our results of operations. A depreciation of the Philippine peso could also cause us not to be in compliance with the financial covenants imposed on us by our lenders under certain loan agreements and other indebtedness. Further, fluctuations in the Philippine peso value and of interest rates impact the mark-to-market gains/losses of certain of our financial debt instruments, which were designated as non-hedged items.

Approximately, 20% of our consolidated service revenues were denominated in U.S. dollars and/or were linked to the U.S. dollar for the year ended December 31, 2014 as compared with approximately 21% in each of the years

ended December 31, 2013 and 2012. Approximately 10% of our consolidated expenses were denominated in U.S. dollars and/or linked to the U.S. dollar for the year ended December 31, 2014 as compared with approximately 11% and 12% for the years ended December 31, 2013 and 2012, respectively. In this respect, the depreciation of the weighted average exchange rate of the Philippine peso against the U.S. dollar increased our revenues and expenses, and consequently, affects our cash flow from operations in Philippine peso terms.

The Philippine peso has been subject to significant fluctuations in recent years. From 2009 to 2012, the Philippine peso appreciated from Php47.26 as at January 5, 2009 to Php41.08 as at December 31, 2012 and a high of Php40.86 on December 5, 2012, only to depreciate by approximately 8% to Php44.40 as at December 31, 2013 and further depreciated by 1% to Php44.74 as at December 31, 2014. We cannot assure you that the Philippine peso will not depreciate further and be subject to significant fluctuations going forward, due to a range of factors, including:

- a. political and economic developments affecting the Philippines, including the level of remittances from overseas Filipino workers;
- b. global economic and financial trends;
- c. the volatility of regional currencies, particularly the Japanese yen and Euro;
- d. any interest rate increases by the Federal Reserve Bank of the United States; and
- e. changes in the value of the U.S. dollar relative to Philippine peso, resulting from events such as higher demand for U.S. dollars by both banks and domestic businesses to service their maturing U.S. dollar obligations or foreign exchange traders including banks covering their short U.S. dollar positions, among others.

Our subsidiaries could be limited in their ability to pay dividends to us due to internal cash requirements and their creditors having superior claims over their assets and cash flows, which could materially and adversely affect our financial condition.

A majority of our total revenues and cash flow from operations is derived from our subsidiaries, particularly Smart. Smart has significant internal cash requirements for debt service, capital expenditures and operating expenses and as a result, may be financially unable to pay any dividends to PLDT. Although Smart has been making dividend payments to PLDT regularly since December 2002, there can be no assurance that PLDT will continue to receive these dividends or other distributions, or otherwise be able to derive liquidity from Smart or any other subsidiary or investee in the future.

Creditors of our subsidiaries generally have priority claims over our subsidiaries' assets and cash flows. We and our creditors will effectively be subordinated to the existing and future indebtedness and other liabilities, including trade payables, of our subsidiaries, except that we may be recognized as a creditor with respect to loans we have made to subsidiaries. If we are recognized as a creditor of a subsidiary, our claim will still be subordinated to any indebtedness secured by assets of the subsidiary and any indebtedness of the subsidiary otherwise deemed superior to the indebtedness we hold.

We may have difficulty meeting our debt payment obligations if we do not continue to receive cash dividends from our subsidiaries and our financial condition could be materially and adversely affected as a result.

A significant number of shares of PLDT's voting stocks (common and voting preferred stocks) are held by four shareholders, which may not act in the interests of other shareholders or stakeholders in PLDT.

The First Pacific Group and its Philippine affiliates had beneficial ownership of approximately 26% in PLDT's outstanding common stock (representing 15.1% of our overall voting stock) as at January 31, 2015, taking into account shares purchased from JGSHI pursuant to an option agreement in connection with the Digital acquisition. This is the largest block of PLDT's common stock that is directly or indirectly under common ownership.

Pursuant to publicly available filings made with the PSE, as at January 31, 2015, NTT Communications and NTT DOCOMO together beneficially owned approximately 20% of PLDT's outstanding common stock (representing 12% of our overall voting stock), taking into account shares purchased from JGSHI pursuant to an option agreement in connection with the Digital acquisition.

On October 26, 2011, PLDT completed the acquisition of a controlling interest in Digital from JGSHI, and certain other seller-parties. As payment for the assets acquired from JGSHI, PLDT issued approximately 27.7 million common shares. In November 2011, JGSHI sold 5.81 million and 4.56 million PLDT shares to a Philippine affiliate of First Pacific and NTT DOCOMO, respectively, pursuant to separate option agreements that JGSHI had entered into with a Philippine affiliate of First Pacific and NTT DOCOMO, respectively. As at January 31, 2015, the JG Summit Group beneficially owned approximately 8% of PLDT's outstanding common shares (representing 4.7% of our overall voting stock).

The FP Parties, NTT Communications, NTT DOCOMO and PLDT entered into a Cooperation Agreement, dated January 31, 2006, pursuant to which, among other things, certain rights of NTT Communications under the Stock

Purchase and Strategic Investment Agreement dated September 28, 1999, or the Strategic Agreement, and the Shareholders Agreement dated March 24, 2000, or the Shareholders Agreement, were extended to NTT DOCOMO. See Item 11. "Security Ownership of Certain Beneficial Owners, Directors and Key Officers" for further details regarding the shareholdings of NTT Communications and NTT DOCOMO in PLDT, and the rights granted pursuant to the Cooperation Agreement, Strategic Agreement and the Shareholders Agreement.

Additionally, PLDT's shares of voting preferred stock which represents approximately 41% of total outstanding shares of voting stocks are owned by a single stockholder, BTFHI.

As a result of their respective stockholdings, the FP Parties and/or NTT Communications and/or NTT DOCOMO and/or BTFHI are able to influence our actions and corporate governance, including:

- elections of PLDT's directors; and
- approval of major corporate actions, which require the vote of holders of common and voting preferred stocks.

The FP Parties and/or NTT Communications and/or NTT DOCOMO and/or BTFHI may exercise their respective voting rights over these decisions and transactions in a manner that could be contrary to the interests of other shareholders or stakeholders in PLDT.

Failure to maintain effective internal control over financial reporting in accordance with Section 404 of the Sarbanes-Oxley Act of 2002 could adversely impact investor confidence and the market price of our common shares and ADSs, and have a material adverse effect on our business, our reputation, financial condition and results of operations.

Effective internal control over financial reporting is necessary for us to provide reasonable assurance with respect to our financial reports and to effectively prevent fraud. If we are unable to provide reasonable assurance with respect to our financial reports and effectively prevent fraud, our reputation and results of operations could be harmed.

We are required to comply with various Philippine and U.S. laws and regulations on internal control. For example, pursuant to Section 404 of the Sarbanes-Oxley Act of 2002, beginning with the Annual Report on Form 20-F for the calendar year ended December 31, 2006, we have been required to include a report on our internal control over financial reporting in our Annual Reports on Form 20-F that contains an assessment by our management on the effectiveness of our internal control over financial reporting. In addition, an independent registered public accounting firm must express an opinion on our internal control over financial reporting based on its audits.

However, internal control over financial reporting may not prevent or detect misstatements because of its inherent limitations, including the possibility of human error, the circumvention or overriding of controls, or fraud. Therefore, even effective internal control over financial reporting can provide only reasonable assurance with respect to the preparation and fair presentation of financial statements. If we fail to maintain the adequacy of our internal control over financial reporting, including our failure to implement required new or improved controls, or if we experience difficulties in their implementation, our business and operating results could be harmed, we could fail to meet our reporting obligations and there could be a material adverse effect on our business, our reputation, financial condition and results of operations, and the market prices of our common shares and ADSs could decline significantly.

We are unionized and are vulnerable to work stoppages, slowdowns or increased labour costs.

As at December 31, 2014, PLDT has three employee unions, representing in the aggregate 5,877, or 34%, of the employees of the PLDT Group. This unionized workforce could result in demands that may increase our operating expenses and adversely affect our profitability. Each of our different employee groups may require separate collective bargaining agreements. If any group of our employees and PLDT are unable to reach agreement on the terms of their collective bargaining agreement or we were to experience widespread employee dissatisfaction, we could be subject to work slowdowns or stoppages. Any of these events would be disruptive to our operations and could harm our business.

Adverse results of any pending or future litigation and/or disputes may impact PLDT's cash flows, results of operations and financial condition.

PLDT is involved in legal proceedings with various parties regarding the Philippine SEC Guidelines, which was issued in response to the decision in the Gamboa Case. On June 10, 2013, Jose M. Roy III filed a petition with the Supreme Court against the Chairperson of the Philippine SEC, Teresita Herbosa, the Philippine SEC and PLDT. The petition questions the constitutionality of the Philippine SEC Guidelines in determining the nationality of a Philippine company pursuant to the decision in the Gamboa Case and Section 11, Article XII of the Constitution. PLDT filed its challenge to the petition on September 5, 2013. On February 10, 2015 PLDT filed a consolidated memorandum setting forth its arguments against the petition. The resolution of the Jose M. Roy III Petition remains pending with the Supreme Court and is currently expected to occur before the end of 2015.

In January 2012, Smart and DMPI filed answers to a December 2011 show cause order by the NTC which required an explanation of why SMS retail rates were not lowered after the NTC issued Memorandum Circular No. 02-10-2011, which mandates that interconnection charge for SMS between two separate networks shall not be higher than Php0.15 per SMS. The outcome of the proceedings remains pending.

We are currently involved in various legal proceedings and tax assessments. Our estimate of the probable costs for the resolution of these claims have been developed in consultation with our counsel handling the defense in these matters and is based upon our analysis of potential results. Our future financial performance could be materially affected by changes in our estimates or effectiveness of our strategies relating to these proceedings and assessments.

For more information on PLDT's legal proceedings, see Item 8. "Financial Information – Legal Proceedings." While PLDT believes the positions it has taken in these cases are legally valid but the final results of these cases may prove to be different from its expectations. In addition, there is no assurance that PLDT will not be involved in future litigation or other disputes, the results of which may materially and adversely impact its business and financial conditions.

Risks Relating to the Philippines

PLDT's business may be adversely affected by political or social or economic instability in the Philippines.

The Philippines is subject to political, social and economic volatility that, directly or indirectly, could have a material adverse impact on our ability to sustain our business and growth.

In 2013, a major Philippine newspaper exposed a scam relating to the diversion and misuse of the Priority Development Assistance Fund, or PDAF, by some members of Congress through a pseudo-development organization headed by Janet Lim Napoles. As a result of this exposé, a number of investigations, including one in the Senate of the Philippines, have been launched to determine the extent of the diversion of the PDAF and the government officials and the private individuals responsible for the misappropriation of public funds. Cases of plunder and malversation of public funds are now pending against Janet Lim Napoles, three senators, a few members of the House of Representatives, and other private individuals.

We cannot assure you that the political environment in the Philippines will be stable or that the current or any future government will adopt economic policies that are conducive to sustained economic growth or which do not impact adversely on the current regulatory environment for the telecommunications and other companies.

If foreign exchange controls were to be imposed, our ability to meet our foreign currency payment obligations could be adversely affected.

The Philippine government has, in the past, instituted restrictions on the conversion of the Philippine peso into foreign currencies and the use of foreign exchange received by Philippine companies to pay foreign currency-denominated obligations. The Monetary Board of the BSP has statutory authority, with the approval of the President of the Philippines, during a foreign exchange crisis or in times of national emergency, to:

- suspend temporarily or restrict sales of foreign exchange;
- require licensing of foreign exchange transactions; or
- require the delivery of foreign exchange to the BSP or its designee banks.

We cannot assure you that foreign exchange controls will not be imposed in the future. If imposed, these restrictions could materially and adversely affect our ability to obtain foreign currency to service our foreign currency obligations.

The occurrence of natural catastrophes could materially disrupt our operations.

The Philippines has experienced a number of major natural catastrophes over the years, including floods, volcanic eruptions, earthquakes and typhoons, a recent example of which was Typhoon Yolanda (international name "Haiyan") in November 2013. Typhoon Yolanda was the world's strongest typhoon to date and caused massive destruction in the Visayan provinces. In 2014, a number of strong typhoons damaged many parts of the country, primarily the central Philippines and significant areas in Luzon. The frequency and severity of natural catastrophes and the challenges that arise from them may be further exacerbated as a result of global climate change. We cannot assure you that we are fully capable of addressing the impact of these occurrences or that the insurance coverage we maintain will fully compensate us for all the damages and economic losses resulting from these catastrophes, in which our business operations may be materially and adversely affected.

Continued terrorist activities in the Philippines could destabilize the country, adversely affecting our business environment.

Certain islands in the Philippines have been subject to a number of terrorist attacks and violent crimes in recent years. An increase in the number of terrorist attacks or violent crimes, or the occurrence of a large-scale terrorist attack, in the Philippines could negatively affect the Philippine economy and, therefore, our business, financial position and financial performance. In January of 2015, 44 members of the Philippines' elite special action force, known as the SAF 44, were killed in combat while pursuing terrorists residing in the southern part of the country. This happened at a time when the Philippine government and the Moro Islamic Liberation Front, or the MILF, were rumored to be close to reaching agreement on the terms of the Bangsamoro Basic Law, the would-be governing law of the Bangsamoro political entity. While the MILF denied these attacks on the SAF 44, the Bangsamoro Islamic Freedom Fighters (a MILF breakaway group) is rumored to be responsible for them.

Additionally, the Philippine army has been in conflict with the Abu Sayyaf organization, which has ties to the al-Qaeda terrorist network and has been identified as being responsible for kidnapping and terrorist activities in the Philippines. There has also been a series of bombings in the Philippines, mainly in southern cities. Although no one has claimed responsibility for these attacks, Philippine military officials have stated that the attacks appeared to be the work of the Abu Sayyaf organization. There have also been a number of other violent crimes in the Philippines, including an additional series of bombings in the cities of Cagayan de Oro and Cotabato City, and in other areas in Maguindanao and North Cotabato provinces, all located in Mindanao.

There can be no assurance that the Philippines will not be subject to further, or an increased number of, acts of terrorism or violent crimes in the future. Terrorist attacks and violent crimes have had a material adverse effect on investment and confidence in, and the performance of, the Philippine economy in the past and in turn, our business, financial position and financial performance. Furthermore, there can be no assurance that the Philippines will not suffer a large-scale terrorist attack which could impact the Philippine economy for a significant period of time.

Territorial disputes with China and a number of Southeast Asian countries may disrupt the Philippine economy and business environment.

The Philippines, China and several Southeast Asian nations have been engaged in a series of long-standing territorial disputes over certain islands in the West Philippine Sea, also known as the South China Sea. The Philippines maintains that its claim over the disputed territories is supported by recognized principles of international law consistent with the United Nations Convention on the Law of the Sea ("UNCLOS"). The Philippines made several efforts during the course of 2011 and 2012 to establish a framework for resolving these disputes, calling for multilateral talks to delineate territorial rights and establish a framework for resolving disputes.

Despite efforts to reach a compromise, a dispute arose between the Philippines and China over a group of small islands and reefs known as the Scarborough Shoal. In April and May 2012, the Philippines and China accused each other of deploying vessels to the shoal in an attempt to take control of the area, and both sides unilaterally imposed fishing bans at the shoal during later that year. These actions threatened to disrupt trade and other ties between the two countries, including a temporary ban by China on Philippine banana imports, as well as a temporary suspension of tours to the Philippines by Chinese travel agencies. Since July 2012, Chinese vessels have reportedly turned away Philippine fishing boats attempting to enter the shoal, and the Philippines has continued to protest China's presence there. In January 2013, the Philippines instituted arbitration proceedings under UNCLOS and sent notice to the Chinese embassy in Manila. China has rejected and returned the notice sent by the Philippines to initiate arbitral proceedings. In May 2013, the Philippine Coast Guard shot and killed a Taiwanese fisherman in an area of the South China Sea claimed as an exclusive economic zone by both countries.

In September 2013, the Permanent Court of Arbitration in The Hague, Netherlands issued rules of procedure and initial timetable for the arbitration in which it will act as a registry of the proceedings. In January 2014, China imposed a "fishing permit" rule in the South China Sea, which has resulted in Philippine ships being expelled from the Ayungin Shoal in the Spratly group of islands by the Chinese Coast Guard. The Philippines has since filed a case against China with the International Court of Justice as a result of these actions.

In May 2014, Vietnamese ships collided with Chinese vessels in an area that both nations lay claim to, and where China is said to be setting up an oil rig. Also in May 2014, a Vietnamese fishing boat sank near the oil rig, and Vietnam released video footage showing a Chinese vessel gunning down the Vietnamese fishing boat. This incident has caused serious concerns for other Asian countries.

Should these territorial disputes continue or escalate further, the Philippines and its economy may be disrupted and our operations could be adversely affected as a result. In particular, further disputes between the Philippines and China may lead both countries to impose trade restrictions on the other's imports. Any such impact from these disputes could adversely affect the Philippine economy, and materially and adversely affect our business, financial position and financial performance.

As a foreign private issuer, we follow certain home country corporate governance practices which may afford less protection to holders of our ADSs.

As a foreign private issuer incorporated in the Philippines and listed on the PSE, we are permitted under applicable NYSE rules to follow certain home country corporate governance practices. The corporate governance practice and requirements in the Philippines do not require us to have a majority of the members of our board of directors to be independent, and do not require us to hold regular executive sessions where only independent directors are present. Further, the criteria for independence of directors and audit committee members applicable in the Philippines differ from those applicable under the NYSE rules. These Philippine home country corporate governance practices may afford less protection to holders of our ADSs.

The credit ratings of the Philippines may restrict the access to capital of Philippine companies, including PLDT.

Historically, the Philippines' sovereign debt has been rated non-investment grade by international credit rating agencies. Although during 2014, the Philippines' long-term foreign currency-denominated debt was affirmed by Fitch as investment-grade with a rating of BBB, and Standard and Poor's and Moody's upgraded the Philippines' long-term foreign currency-denominated debt to the investment-grade rating of BBB+ and Baa2, respectively, the continued relatively low sovereign ratings of the Philippine Government will directly and adversely affect companies domiciled in the Philippines as international credit rating agencies issue credit ratings by reference to that of the sovereign. No assurance can be given that Fitch, Moody's, Standard & Poor's or any other international credit rating agency will not downgrade the credit ratings of the Philippine Government in the future and, therefore, Philippine companies, including PLDT. Any such downgrade could have an adverse impact on the liquidity in the Philippine financial markets, the ability of the Philippine Government and Philippine companies, including PLDT, to raise additional financing, and the interest rates and other commercial terms at which such additional financing is available.

Risks Relating to Our Securities

PLDT is required to comply with foreign ownership restriction under the Philippine Constitution. At present, PLDT believes it has complied with such restrictions; however, there can be no assurance that further interpretations of the Philippine Constitution will not require PLDT to take further actions to be compliant with such foreign ownership restrictions.

Section 11, Article XII of the 1987 Philippine Constitution provides that no franchise, certificate, or any other form of authorization for the operation of a public utility shall be granted except to citizens of the Philippines or to corporations or associations organized under the laws of the Philippines, at least 60% of whose capital is owned by such citizens. On June 28, 2011, the Philippine Supreme Court promulgated a decision in the case of *Wilson P. Gamboa vs. Finance Secretary Margarito B. Teves, et. al.* (G.R. No. 176579) (the "Gamboa Case"), where it ruled that the term "capital" in Section 11, Article XII of the 1987 Constitution refers only to shares of stock entitled to vote in the election of directors and thus only to voting common shares, and not to the total outstanding capital stock (common and non-voting preferred shares).

On October 16, 2012, BTFHI subscribed for 150 million newly issued shares of Voting Preferred Stock of PLDT. As a result of the issuance of the shares of Voting Preferred Stock, PLDT's foreign ownership decreased from 58.4% of outstanding common stock as at October 15, 2012 to 34.5% of outstanding voting stocks (common stock and Voting Preferred Stock) as at October 16, 2012.

On May 30, 2013, the Philippine SEC issued SEC Memorandum Circular No. 8, or the Philippine SEC Guidelines, which we believe was intended to fulfill the Philippine Supreme Court's directive to the Philippine SEC in the Gamboa Case. The Philippine SEC Guidelines provide that "All covered corporations shall, at all times, observe the constitutional or statutory ownership requirement. For purposes of compliance therewith, the required percentage of Filipino ownership shall be applied to both: (a) the total number of outstanding shares of stock entitled to vote in the election of directors; and (b) the total number of outstanding shares of stock, whether or not entitled to vote in the election of directors." PLDT believes it was, and continues to be, compliant with the Philippine SEC Guidelines. As at end of December 31, 2014, PLDT's foreign ownership was 32.13% of its outstanding shares entitled to vote (Common and Voting Preferred Shares), and 17.66% of its total outstanding capital stock. Therefore, we believe that as of the date of this report, PLDT is in compliance with the requirement of Section 11, Article XII of the 1987 Constitution. See *Note 27 – Provisions and Contingencies – Matters Relating to the Gamboa Case and the recent Jose M. Roy III Petition* to the accompanying audited consolidated financial statements in Item 7. "Financial Statements" for further discussion.

However, we cannot assure you that the Philippine SEC or the other relevant authorities in the Philippines will view shares of Voting Preferred Stock issued to BTFHI as shares of stock owned by Filipinos entitled to vote in the election of directors for the purpose of determining whether PLDT is in compliance with the 60% to 40% Filipino-alien equity requirement as provided under the Philippine Constitution. As a result, PLDT may be subject to certain sanctions imposed by the Philippine SEC, which may have a material and adverse impact on our reputation, business, financial position and prospects.

Item 7. Financial Statements

Our consolidated financial statements (pages F-1 to F-177) and supplementary schedules (pages S-1 to S-18) listed in the accompanying Index to Financial Statements and Supplementary Schedules on page 122 are filed as part of this annual report.

Item 8. Information on Independent Auditors and Other Related Matters

Independent Auditors' Fees and Services

The following table summarizes the fees paid or accrued for services rendered by our independent auditors for the years ended December 31, 2014 and 2013:

	2014	2013
	(in millions)	
Audit Fees	Php42	Php41
All Other Fees	21	16
Total	Php63	Php57

Audit Fees. This category includes the audit of our annual financial statements, review of interim financial statements and services that are normally provided by the independent auditors in connection with statutory and regulatory filings or engagements for those fiscal years. This category also includes advice on audit and accounting matters that arose during, or as a result of, the audit or the review of interim financial statements.

Audit-Related Fees. Other than the audit fees, we did not have any other audit-related fees for the years ended December 31, 2014 and 2013.

Tax Fees. We did not have any tax fees for the years ended December 31, 2014 and 2013.

All Other Fees. This category consists primarily of fees with respect to our Sarbanes-Oxley Act 404 assessment, educational training regarding transition to the 2013 Internal Control – Integrated Framework issued by the Committee of Sponsoring Organizations of the Treadway Commission, certain projects and out-of-pocket and incidental expenses.

The fees presented above includes out-of-pocket expenses incidental to our independent auditors' work, amount of which do not exceed 5% of the agreed-upon engagement fees.

Our Audit Committee pre-approved all audit and non-audit services as these are proposed or endorsed before these services are performed by our independent auditors.

Changes in and Disagreements with Independent Auditors on Accounting and Financial Disclosure

We have no disagreements with our independent auditors on any matter of accounting principles or practices, financial statement disclosure, or auditing scope or procedure.

PART III – CONTROL AND COMPENSATION INFORMATION

Item 9. Directors and Officers

The Board is principally responsible for PLDT's overall direction and governance. PLDT's Articles of Incorporation provide for 13 members of the Board, who shall be elected by the stockholders. At present, three of PLDT's thirteen directors are independent directors. The Board holds office for a one year period and until their successors are elected, and are qualified in accordance with the By-Laws.

The name, age and period of service, of each of the current directors, including independent directors, of PLDT as at January 31, 2015, are as follows:

Name	Age	Period during which individual has served as such
Manuel V. Pangilinan	68	November 24, 1998 to present
Napoleon L. Nazareno	65	November 24, 1998 to present
Helen Y. Dee	70	June 18, 1986 to present
Ray C. Espinosa	58	November 24, 1998 to present
James L. Go	75	November 3, 2011 to present
Setsuya Kimura	57	July 5, 2011 to present
Hideaki Ozaki	49	December 6, 2011 to present
Ret. Chief Justice Artemio V. Panganiban ⁽¹⁾	78	April 23, 2013 to present
Pedro E. Roxas ⁽¹⁾	58	March 1, 2001 to present
Juan B. Santos	76	January 25, 2011 to present
Tony Tan Caktiong	62	July 8, 2008 to present
Alfred V. Ty ⁽¹⁾	47	June 13, 2006 to present
Ma. Lourdes C. Rausa-Chan	61	March 29, 2011 to present

⁽¹⁾ Independent Director.

The name, age, position and period of service of the key officers and all other officers of PLDT as at January 31, 2015 are as follows:

Name	Age	Position(s)	Period during which individual has served as such
Executive Officers :			
Manuel V. Pangilinan	68	Chairman of the Board	February 19, 2004 to present
Napoleon L. Nazareno.....	65	President and CEO	February 19, 2004 to present
Ernesto R. Alberto	53	President and CEO of Smart	January 2000 to present
		Executive Vice President	January 1, 2012 to present
		Enterprise, International and Carrier Business Head	September 16, 2011 to present
		Customer Sales and Marketing Head	February 1, 2008 to September 15, 2011
		Corporate Business Head	May 15, 2003 to January 31, 2008
Isaias P. Fermin	46	Executive Vice President	January 1, 2012 to present
		HOME Business Head	January 1, 2012 to present
Ray C. Espinosa.....	58	Regulatory Affairs and Policies Head	March 4, 2008 to present
Ma. Lourdes C. Rausa-Chan.....	61	Senior Vice President	January 5, 1999 to present
		Corporate Secretary	November 24, 1998 to present
		Corporate Affairs and Legal Services Head	January 5, 1999 to present
		Chief Governance Officer	March 4, 2008 to present
Anabelle L. Chua	54	Senior Vice President	February 26, 2002 to present
		Corporate Finance and Treasury Head	March 1, 1998 to present
		Treasurer	February 1, 1999 to present
		Chief Financial Officer of Smart	December 1, 2005 to present
Rene G. Bañez	59	Senior Vice President	January 25, 2005 to present
		Supply Chain, Asset Protection and Management Head	January 1, 2008 to present
		Chief Governance Officer	October 5, 2004 to March 3, 2008
Jun R. Florencio	58	Senior Vice President	June 14, 2005 to present
		Internal Audit and Fraud Risk Management Head	February 16, 2006 to present
		Audit and Assurance Head	September 1, 2000 to February 15, 2006
Menardo G. Jimenez, Jr.....	51	Senior Vice President	December 9, 2004 to present
		Human Resources Head and Business Transformation Office Head	August 1, 2010 to present
		Business Transformation Office – Revenue Team Head	January 1, 2008 to July 2010
		Retail Business Head	June 16, 2004 to December 31, 2007
		Corporate Communications and Public Affairs Head	December 1, 2001 to June 15, 2004
Claro Carmelo P. Ramirez ⁽¹⁾	54	Senior Vice President	July 1, 1999 to December 31, 2014
		Office of the President and CEO	January 1, 2008 to December 31, 2014
		Seconded to MediaQuest	
		Consumer Affairs Group Head	December 5, 2005 to December 31, 2007
		International and Carrier Business Head	June 16, 2004 to December 4, 2005
		Retail Business Head	February 1, 2003 to June 15, 2004
Alejandro O. Caeg	54	Senior Vice President	January 1, 2012 to present
		International and Carrier Business Head	March 1, 2009 to present
June Cheryl A. Cabal-Revilla.....	41	First Vice President	May 6, 2008 to present
		Financial Reporting and Controllership Head	November 15, 2006 to present
		Financial Reporting and Planning Head	May 1, 2002 to November 15, 2006
All Other Officers:			
Florentino D. Mabasa, Jr.	56	First Vice President	February 19, 2004 to present
Emiliano R. Tanchico, Jr.	58	First Vice President	May 8, 2001 to present
Ricardo M. Sison	53	First Vice President	February 26, 2002 to present
Miguela F. Villanueva	63	First Vice President	January 31, 2003 to present
Cesar M. Enriquez.....	62	First Vice President	February 19, 2004 to present
Alfredo B. Carrera.....	60	First Vice President	February 27, 2006 to present
Leo I. Posadas	48	First Vice President	March 6, 2007 to present
Katrina L. Abelarde.....	39	First Vice President	March 5, 2013 to present
Anna Isabel V. Bengzon	42	First Vice President	March 5, 2013 to present
Juan Victor I. Hernandez	41	First Vice President	March 5, 2013 to present
Melissa V. Vergel De Dios.....	51	First Vice President	March 5, 2013 to present
Martin T. Rio.....	54	First Vice President	October 22, 2012 to present
Jesus M. Tañedo.....	63	Vice President	January 1, 2001 to present
Ricardo C. Rodriguez	56	Vice President	February 26, 2002 to present
Rebecca Jeanine R. de Guzman ⁽²⁾	52	Vice President	March 1, 2003 to March 16, 2015
Emeraldo L. Hernandez.....	57	Vice President	February 19, 2004 to present
Joseph Nelson M. Ladaban.....	49	Vice President	February 19, 2004 to present
Genaro C. Sanchez.....	52	Vice President	January 25, 2005 to present
Jose A. Apelo.....	56	Vice President	June 14, 2005 to present
Ma. Josefina T. Gorres	51	Vice President	June 14, 2005 to present
Elisa B. Gesalta	56	Vice President	February 27, 2006 to present
Ma. Criselda B. Guhit	52	Vice President	February 27, 2006 to present
Oliver Carlos G. Odulio	44	Vice President	March 6, 2007 to present
Ana Maria A. Sotto	56	Vice President	March 6, 2007 to present
Julietta S. Tañeca.....	55	Vice President	March 6, 2007 to present
Marco Alejandro T. Borlongan	47	Vice President	September 14, 2007 to present
Rafael M. Bejar.....	57	Vice President	March 3, 2009 to present
Renato L. Castañeda.....	63	Vice President	March 3, 2009 to present
Alexander S. Kibanoff.....	51	Vice President	March 3, 2009 to present
Javier C. Lagdameo	50	Vice President	March 3, 2009 to present
Alona S. Dingle.....	41	Vice President	March 26, 2010 to present
Gil Samson D. Garcia.....	43	Vice President	March 26, 2010 to present
Luis Ignacio A. Lopa.....	55	Vice President	March 26, 2010 to present
Marven S. Jardiel.....	47	Vice President	March 26, 2010 to present
Victor Y. Tria.....	45	Vice President	March 26, 2010 to present
Margarito G. Dujail, Jr.	40	Vice President	August 31, 2010 to present
Patrick S. Tang.....	41	Vice President	August 31, 2010 to present
Albert Mitchell L. Locsin.....	44	Vice President	June 1, 2011 to present
Raul S. Alvarez.....	64	Vice President	March 5, 2013 to present

Name	Age	Position(s)	Period during which individual has served as such
Joselito S. Limjap	52	Vice President	March 5, 2013 to present
Ma. Carmela F. Luque.....	46	Vice President	March 5, 2013 to present
Walter M. Gaffud	39	Vice President	May 1, 2013 to present
Joseph Ian G. Gendrano	38	Vice President	May 1, 2013 to present
John John R. Gonzales	46	Vice President	June 1, 2013 to present
Princesita P. Katigbak	48	Vice President	May 6, 2014 to present
Aileen D. Regio.....	44	Vice President	May 6, 2014 to present
Gerardo Jose. V. Castro.....	53	Vice President	September 30, 2014 to present
Gene S. De Guzman	53	Vice President	September 30, 2014 to present
Paolo Jose C. Lopez	44	Vice President	January 27, 2015 to present

⁽¹⁾ Separated from service on December 31, 2014.

⁽²⁾ Separated from service effective on March 16, 2015.

At least three of our directors, namely, Artemio V. Panganiban, Pedro E. Roxas and Alfred V. Ty, are independent directors who are neither officers nor employees of PLDT or any of its subsidiaries, and who are free from any business or other relationship with PLDT or any of its subsidiaries which could, or could reasonably be perceived to, materially interfere with the exercise of independent judgment in carrying out their responsibilities as independent directors. The independence standards/criteria are provided in our By-Laws and CG Manual pursuant to which, in general, a director may not be deemed independent if such director is, or in the past five years had been, employed in an executive capacity by us or any company controlling, controlled by or under common control with us or he is, or within the past five years had been, retained as a professional adviser by us or any of our related companies, or he is not free from any business or other relationships with us which could, or could reasonably be perceived, to materially interfere with his exercise of independent judgment in carrying out his responsibilities as a director.

The following is a brief description of the business experiences of each of our directors, executive officers and advisors for at least the past five years:

Mr. Manuel V. Pangilinan, 68 years old, has been a director of PLDT since November 24, 1998. He was appointed as Chairman of the Board of Directors of PLDT after serving as its President and Chief Executive Officer from November 1998 to February 2004. He is the Chairman of the Governance and Nomination, Executive Compensation and Technology Strategy Committees of the Board of Directors of PLDT. He also serves as Chairman of Metro Pacific Investments Corporation (“MPIC”), Manila Electric Company (“Meralco”) and Philex Mining Corporation, all of which are PSE-listed companies, and of several subsidiaries or affiliates of PLDT or MPIC, including, among others, Smart Communications, Inc. (“Smart”), Beacon Electric Asset Holdings Inc. (“Beacon”), Manila North Tollways Corporation, Maynilad Water Services Corporation (“Maynilad”), Landco Pacific Corporation, Medical Doctors Incorporated (Makati Medical Center), Colinas Verdes Corporation (Cardinal Santos Medical Center), Davao Doctors Incorporated, Riverside Medical Center Incorporated, Our Lady of Lourdes Hospital and Asian Hospital Incorporated. He is also the Chairman of MediaQuest Holdings Inc. (“MediaQuest”), TV Network Inc., (“TV5”) and PLDT-Smart Foundation, Inc.

Mr. Pangilinan founded First Pacific Company Limited (“First Pacific”), a Hongkong Stock Exchange-listed company, in 1981 and served as Managing Director until 1999. He was appointed as Executive Chairman until June 2003, when he was named as Chief Executive Officer and Managing Director. Within the First Pacific Group, he also holds the position of President Commissioner of P.T. Indofood Sukses Makmur Tbk, the largest food company in Indonesia.

Outside the First Pacific Group, Mr. Pangilinan is the Chairman of the Board of Trustees of San Beda College and the Hong Kong Bayanihan Trust, a non-stock, non-profit foundation which provides vocational, social and cultural activities for Hongkong’s foreign domestic helpers. In February 2007, he was named the President of the Samahang Basketbol Ng Pilipinas, a national sports association for basketball. In January 2009, he assumed the chairmanship of the Amateur Boxing Association of the Philippines, a governing body of the amateur boxers in the country. He is a Co-Chairman of the Philippine Disaster Recovery Foundation, Incorporated (PDRF), a non-stock, non-profit foundation established to formulate and implement a reconstruction strategy to rehabilitate and rebuild areas devastated by floods and other calamities, and of the newly organized US-Philippine Business Society, a non-profit society which seeks to broaden the relationship between the United States and the Philippines in the areas of trade, investment, education, foreign and security policies and culture. He is the Chairman of Philippine Business for Social Progress, a social action organization made up of the country’s largest corporations, Vice Chairman of the Foundation for Crime Prevention, a private sector group organized to assist the government with crime prevention, a member of the Board of Trustees of Caritas Manila and Radio Veritas-Global Broadcasting Systems, Inc., a former Commissioner of the Pasig Rehabilitation Commission, and a former Governor of the Philippine Stock Exchange.

Mr. Pangilinan has received numerous prestigious awards including the Ten Outstanding Young Men of the Philippines (TOYM) for International Finance (1983), the Presidential Pamana ng Pilipino Award by the Office of the President of the Philippines (1996), Best CEO in the Philippines by Institutional Investor (2004), CEO of the Year (Philippines) by Biz News Asia (2004), People of the Year by People Asia Magazine (2004), Distinguished World Class Businessman Award by the Association of Makati Industries, Inc. (2005), Man of the Year by Biz News Asia (2005), Management Man of the Year by the Management Association of the Philippines (2005), Order of Lakandula

(Rank of a Komandante) in recognition of his contributions to the country by the Office of the President of the Republic of the Philippines (2006), Business Icon Gold Award for having greatly contributed to the Philippine economy through achievements in business and society by Biz News Asia magazine (2008), Global Filipino Executive of the Year for 2010 by Asia CEO Awards, Philippines Best CEO for 2012 by Finance Asia, Sports Patron of the Year for his invaluable contributions to the Philippine Sports (2010) and Executive of the Year (2013) by the Philippine Sportswriters Association or PSA.

Mr. Pangilinan graduated cum laude from the Ateneo de Manila University, with a Bachelor of Arts Degree in Economics. He received his Master's Degree in Business Administration from Wharton School of Finance & Commerce at the University of Pennsylvania. He was conferred a Doctor of Humanities Degree (Honoris Causa) by the San Beda College (2002), Xavier University (2007), Holy Angel University (2009) and Far Eastern University (2010).

Mr. Napoleon L. Nazareno, 65 years old, has been a director of PLDT since November 24, 1998 and is a member of the Technology Strategy Committee of the Board of Directors of PLDT. He has served as President and Chief Executive Officer of PLDT since his appointment on February 19, 2004 and is concurrently the President and Chief Executive Officer of Smart since January 2000. He also serves as Chairman of several subsidiaries of PLDT and Smart including PLDT Communications and Energy Ventures, Inc. ("PCEV"), Smart Broadband, Inc., Smart e-Money, Inc., Connectivity Unlimited Resources Enterprises, Inc. I-CONTACTS Corporation, ePLDT, Inc. ("ePLDT"), Mabuhay Investments Corporation ("Mabuhay Investments"), ACeS Philippines Cellular Corporation ("ACeS Philippines"), Digital Telecommunications Phils, Inc. ("Digitel") Digitel Mobile Phils, Inc. ("Digitel Mobile"), PLDT Global Investments Holdings, Inc. and PLDT Global Corporation ("PLDT Global"). His other directorships include Meralco, a PSE-listed company, Meralco Powergen Corporation, Signal TV, Inc. (Signal) and Rufino Pacific Tower Condominium Corporation. He is a non-executive director of First Pacific, a Hongkong Stock Exchange-listed company, and a Supervisory Board Member of Rocket Internet AG, a company which provides a platform for the rapid creation and scaling of consumer internet businesses outside the U.S. and China.

Mr. Nazareno's business experience spans several countries in over 30 years and his exposure cuts across a broad range of industries, namely, packaging, bottling, petrochemicals, real estate and, in the last 14 years, telecommunications and information technology. In 1981, he started a successful career in the international firm Akerlund & Rausing, occupying senior management to top level positions and, in 1989, became the President and Chief Executive Officer of Akerlund & Rausing (Phils.), Inc. In August 1995, he moved to Metro Pacific Corporation where he served as President and Chief Executive Officer until December 1999.

Mr. Nazareno is also the Chairman of the Board of Trustees and Governors of Asian Institute of Management, the President and Trustee of First Pacific Leadership Academy, a trustee of Ideaspace and Philippine Disaster Recovery Foundation, Inc., a director of Operation Smile and a member of Analitika. He was a board member of the GSM Association Worldwide from November 2004 to November 2012 and Wholesale Applications Community from July 2010 to 2012. He was appointed to the Private Sector Advisory Board of the Commission on Information and Communications Technology under the Office of the President of the Philippines in February 2006. He was voted Corporate Executive Officer of the Year (Philippines) for three consecutive years at the 2004, 2005 and 2006 Best-Managed Companies and Corporate Governance Polls conducted by Asiamoney, was awarded the Telecom CEO of the Year at the 15th Telecoms Asia Awards, an influential Asian telecommunications industry magazine in Bangkok, and was cited as "Best Telecom CEO in Asia 2013" by the All-Asia Executive Team Survey conducted by the New York-based Institutional Investor.

Mr. Nazareno received his Master's Degree in Business Management from the Asian Institute of Management, completed the INSEAD Executive Program of the European Institute of Business Administration in Fountainbleu, France, and was conferred a Doctor of Technology Degree (Honoris Causa) by the University of San Carlos.

Ms. Helen Y. Dee, 70 years old, has been a director of PLDT since June 18, 1986. She is the Chairperson or a director of EEI Corporation, National Reinsurance Corporation of the Philippines, Petro Energy Resources Corporation, Rizal Commercial Banking Corporation and Seafont Resources Corporation, all of which are PSE-listed companies. She is the Chairperson, Vice Chairperson or a director of several companies engaged in banking, insurance and real property businesses. She is also the President and/or Chief Executive Officer of Hydee Management and Resource Corp., Moira Management, Inc., Tameena Resources, Inc., YGC Corporate Services, Inc., Financial Brokers Insurance Agency, Inc., GPL Holdings, Inc. and Mijo Holdings, Inc., the Vice President of A. T. Yuchengco, Inc., and the Treasurer of Business Harmony Realty, Inc. Ms. Dee received her Master's Degree in Business Administration from De La Salle University.

Atty. Ray C. Espinosa, 58 years old, has been a director of PLDT since November 24, 1998, the Head of Regulatory Affairs and Policies of PLDT since March 2008, and General Counsel of Meralco since 2009. In June 2013, he joined First Pacific and was appointed as First Pacific Group's Head of Government and Regulatory Affairs and Head of Communications Bureau for the Philippines. Atty. Espinosa is also a director of Meralco, Metro Pacific Investments Corporation and Roxas Holdings, Inc., and an independent director and Chairman of the Audit Committee of Lepanto Consolidated Mining Company, which are PSE-listed companies. He is the Chairman of PhilStar Group of Companies, Business World Publication Corporation, a director and Corporate Secretary of Philippine Telecommunications Investment Corporation, a director of Metro Pacific Resources, Inc. and BTF Holdings, Inc. and a trustee of the Beneficial Trust Fund of PLDT and PLDT-Smart Foundation, Inc.

Atty. Espinosa served as President & CEO of MediaQuest,TV5 Network, Inc. and Cignal TV, Inc. until May 2013 and prior thereto, was the President & CEO of ePLDT and its subsidiaries until April 2010.

Atty. Espinosa has a Master of Laws degree from the University of Michigan Law School and is a member of the Integrated Bar of the Philippines. He was a partner at Sycip Salazar Hernandez & Gatmaitan from 1982 to 2000, and a foreign associate at Covington and Burling (Washington, D. C., USA) from 1987 to 1988.

Mr. James L. Go, 75 years old, has been a director of PLDT since November 3, 2011, and is a member of the Technology Strategy Committee and Advisor of the Audit Committee of the Board of Directors of PLDT. He is the Chairman and Chief Executive Officer of JG Summit Holdings, Inc. and Oriental Petroleum and Minerals Corporation, the Chairman of Universal Robina Corporation and Robinsons Land Corporation, the Vice Chairman and Deputy Chief Executive Officer of Robinsons Retail Holdings, Inc., which are PSE-listed companies. He is also the Chairman of JG Summit Petrochemical Corporation and JG Summit Olefins Corporation, and a director of Cebu Air, Inc., CFC Corporation, United Industrial Corporation, Marina Center Holdings Private Limited, Inc. and Hotel Marina City Private Limited. He is also the President and Trustee of the Gokongwei Brothers Foundation. He was the Vice Chairman, President and Chief Executive Officer of Digitel until October 26, 2011. Mr. Go received his Bachelor of Science Degree and Master of Science Degree in Chemical Engineering from Massachusetts Institute of Technology, USA.

Mr. Setsuya Kimura, 57 years old, has been a director of PLDT since July 5, 2011. He is a member of the Governance and Nomination, Executive Compensation and Technology Strategy Committees, and Advisor of the Audit Committee of the Board of Directors of PLDT. He is the Director of Network Department of NTT DoCoMo, Inc. He served as Regional CEO, Asia Pacific of NTT Communications and President & CEO of NTT Singapore Pte Ltd from 2007 to 2009, and as President & CEO of NTT Communications (Thailand) Co. Ltd from 2003 to 2007. Prior to that, he occupied various management positions in Nippon Telephone and Telegraph Company. Mr. Kimura obtained his Bachelor's Degree in Civil Engineering from Hokkaido University.

Mr. Hideaki Ozaki, 49 years old, has been a director of PLDT since December 6, 2011. He is the Vice President of Corporate Planning and Carrier Relations, Global Business of NTT Communications Corporation ("NTT Com"), a company which provides telecommunication and ICT services such as Global Network, Data Centre, Cloud Services inside and outside of Japan. He served as part-time Director of NTT Communications Philippines from July 2009 to February 2012. Prior to that, he served as Vice President of Global Strategy, Global Business Division of NTT Com since 2006 and as Director of Legal and Internal Audit Department of NTT Com from 2003 to 2006. He also served as Vice President of Sales and Corporate Planning of NTT Communications (Thailand) Co., Ltd. from 1999 to 2003 and as Manager of Overseas Business Planning, Global Service Division of Nippon Telegraph and Telephone Corporation from 1995 to 1999. Mr. Ozaki obtained his Bachelor's Degree in Law from University of Tokyo and Master's Degree in Law from University of Pennsylvania.

Hon. Artemio V. Panganiban, 78 years old, has been an independent director of PLDT since April 23, 2013 and an independent member of the Audit, Governance and Nomination and Executive Compensation Committees of the Board of Directors of PLDT since May 7, 2013. He served as an independent member of the Advisory Board and an independent non-voting member of the Governance and Nomination Committee of the Board of Directors of PLDT from June 9, 2009 to May 6, 2013. Currently, he is also an independent director of Meralco, Petron Corporation, Bank of the Philippine Islands, First Philippine Holdings Corporation, Metro Pacific Investments Corporation, Robinsons Land Corporation, GMA Network, GMA Holdings, and Asian Terminals, Inc., and a regular director of Jollibee Foods Corporation, all of which are PSE-listed companies. He also holds directorships in Metro Pacific Tollways Corporation and Tollways Management Corporation. He is the Chairman of the Board of Trustees of the Foundation for Liberty and Prosperity, a trustee of Claudio Teehankee Foundation, Chairman-Emeritus of the Philippine Dispute Resolution Center, Inc., President of the Manila Metropolitan Cathedral-Basilica Foundation, Chairman of the Board of Advisers of Metrobank Foundation, Inc., Asian Institute of Management Ramon V. Del Rosario, Sr. C.V. Starr Center for Corporate Governance and University of Asia and the Pacific College of Law, member of the Board of Advisers of De La Salle University College of Law and Johann Strauss Society, member of the Advisory Board of World Bank (Philippines), senior adviser of the Metropolitan Bank and Trust Company and V. Mapa Falcon Honor Society, adviser of Double Dragon Properties Corp., member of the Philippine National Committee of the Asean Law Association, and a column writer of the Philippine Daily Inquirer.

Hon. Panganiban served the Supreme Court of the Philippines for more than 11 years, first as Justice (October 10, 1995 to December 20, 2005) and later, as Chief Justice (December 21, 2005 to December 6, 2006) during which he sat concurrently as Chairperson of the Presidential Electoral Tribunal, Judicial and Bar Council and Philippine Judicial Academy.

He was the recipient of numerous awards in recognition of his role as jurist, practising lawyer, professor, civic leader, Catholic lay worker and business entrepreneur, including as "The Renaissance Jurist of the 21st Century" given by the Supreme Court on the occasion of his retirement from the Court.

Hon. Panganiban obtained his Bachelor of Laws Degree (Cum Laude) from the Far Eastern University in 1960, and was conferred a Doctor of Laws Degree (Honoris Causa) by the University of Iloilo (1997), Far Eastern University (2002), University of Cebu (2006), Angeles University (2006) and Bulacan State University (2006). He was co-founder and past president of the National Union of Students of the Philippines.

Mr. Pedro E. Roxas, 58 years old, has been a director of PLDT since March 1, 2001 and qualified as an independent director since 2002. He is the Chairman of the Audit Committee and serves as an independent member of the Governance and Nomination and Executive Compensation Committees of the Board of Directors of PLDT. He is the Chairman of Roxas Holdings, Inc., Executive Chairman and President/CEO of Roxas and Company, Inc., and an independent director of Meralco and BDO Private Bank, which are reporting or PSE-listed companies. He is also the Chairman, President or a director of companies or associations in the fields of agribusiness, sugar manufacturing and real estate development including Brightnote Assets Corporation, Club Punta Fuego, Inc. and Philippine Sugar Millers Association, and a member of the Board of Trustees of Philippine Business for Social Progress and Fundacion Santiago (where he is also the President). Mr. Roxas received his Bachelor of Science Degree in Business Administration from the University of Notre Dame, Indiana, U.S.A.

Mr. Juan B. Santos, 76 years old, has been a director of PLDT since January 25, 2011. He is the Chairman of Social Security Commission/Social Security System, and a member of the Board of Directors of Alaska Milk Corporation, First Philippine Holdings Corporation and Philex Mining Corporation, which are PSE-listed companies. He is also a member of the Board of Directors of Philippine Investment Management (PHINMA), Inc., Sun Life Grepa Financial, Inc., a member of the Board of Advisors of Coca-Cola FEMSA Asia Division, East-West Seeds Company, Inc., a trustee of Ramon Magsaysay Award Foundation and St. Luke's Medical Center, and a consultant of the Marsman-Drysdale Group of Companies.

Mr. Santos retired as Chief Executive Officer of Nestle Philippines, Inc. ("NPI") in 2003 and continued to serve as Chairman of NPI until 2005. Prior to his appointment as President and CEO of NPI, he was the CEO of the Nestle Group of Companies in Thailand and Singapore. He served as Secretary of Trade and Industry from February to July 2005 and was designated as a member of the Governance Advisory Council, and Private Sector Representative for the Public-Private Sector Task Force for the Development of Globally Competitive Philippine Service Industries.

Mr. Santos was bestowed the prestigious Management Man of the Year Award for 1994 by the Management Association of the Philippines and was the Agora Awardee for Marketing Management given by the Philippine Marketing Association in 1992. He obtained his Bachelor of Science Degree in Business Administration from Ateneo de Manila University, pursued post graduate studies at the Thunderbird Graduate School of Management in Arizona, USA and completed the Advanced Management Course at IMD in Lausanne, Switzerland.

Mr. Tony Tan Caktiong, 62 years old, has been a director of PLDT since July 8, 2008. He is the Chairman and Chief Executive Officer of Jollibee Foods Corporation, a PSE-listed company and a leader in the fastfood business, which owns and operates a chain of restaurants nationwide and abroad. He is an independent director of First Gen Corporation, a PSE-listed company, and a member of the Board of Trustees of Jollibee Group Foundation, Temasek Foundation and St. Luke's Medical Center. Mr. Tan Caktiong obtained his Bachelor of Science Degree in Chemical Engineering from University of Santo Tomas and honed his business skills by attending various courses and seminars in several educational institutions including, among others, the Asian Institute of Management, Stanford University (Singapore) and Harvard University.

Mr. Alfred V. Ty, 47 years old, has been an independent director of PLDT since June 13, 2006. He serves as an independent member of the Audit, Governance and Nomination and Executive Compensation Committees of the Board of Directors of PLDT. He is the Vice Chairman of GT Capital Holdings, Inc. and the Corporate Secretary of Metropolitan Bank and Trust Company, both of which are PSE-listed companies. He is also the Vice Chairman of Toyota Motor Philippines Corporation, the President of Federal Land, Inc., the Chairman of Lexus Manila, Inc. and Bonifacio Landmark Realty & Development Corporation, a director of Global Business Power Corp. and Cathay International Resources, Inc., a trustee of Metrobank Foundation, Inc., Norberto Tytana Foundation and GT-Metro Foundation, Inc. He is a Honorary Consul of the Consulate of Uruguay. Mr. Ty received his Bachelor of Science Degree in Business Administration from the University of Southern California.

Atty. Ma. Lourdes C. Rausa-Chan, 61 years old, has been a director of PLDT since March 29, 2011 and is a non-voting member of the Governance and Nomination Committee of the Board of Directors of PLDT. She has been serving as Corporate Secretary, Corporate Affairs and Legal Services Head and Chief Governance Officer of PLDT since November 1998, January 1999 and March 2008, respectively. She is a director of ePLDT and PLDT Global Investments Holdings, Inc. and also serves as Corporate Secretary of several subsidiaries of PLDT, PCEV, PLDT-Smart Foundation Inc. and Philippine Disaster Recovery Foundation, Inc. Prior to joining PLDT, she was the Group Vice President for Legal Affairs of Metro Pacific Corporation and the Corporate Secretary of some of its subsidiaries. Ms. Rausa-Chan obtained her Bachelor of Arts Degree in Political Science and Bachelor of Laws Degree from the University of the Philippines.

Mr. Ernesto R. Alberto, 53 years old, was appointed as Enterprise, International and Carrier Business Head in September 2011. Prior to that, he was the Customer Sales and Marketing Group Head since February 2008. He leads all revenue generation relationship initiatives of the Enterprise and International and Carrier Business, including product/market development, product management, marketing, sales and distribution, and customer relationship management. He is the Chairman and President of Telesat, Inc., the President and CEO of ePLDT, the Chairman of ABM Solutions, Inc., Acasia, Bonifacio Communications Corporation ("Bonifacio Communications"), ePDS, Inc., iPLDT Intelligent Network, Inc., PLDT Clark Telecom, Inc. ("PLDT ClarkTel"), PLDT Subic Telecom, Inc., ("PLDT SubicTel") and Smart-NTT Multimedia, Inc., a director of Asean Telecoms Holdings, Mabuhay Investments, PLDT

Global Corporation (Philippines and Malaysia), PLDT-Philcom, Inc. ("PLDT-Philcom"), PLDT-Maratel, Inc. ("PLDT Maratel") and IP Converge Data Services, Inc. Mr. Alberto has over 20 years of work experience in the areas of corporate banking, relationship management and business development and, prior to joining PLDT in 2003, was a Vice President and Head of the National Corporate Group of Citibank N.A., Manila from 1996 to May 2003. He previously served as Vice President and Head of the Relationship Management Group of Citytrust Banking Corporation. Mr. Alberto obtained his Master's Degree in Economic Research from the University of Asia and the Pacific.

Mr. Isaias P. Fermin, 46 years old, was designated, on January 1, 2012, as Executive Vice President and Head of Home Business of the PLDT Group. He is responsible for delivering revenue and profit growth for the Home Business through a much defined brand positioning that consistently engages the consumer in all touch points, a balanced product portfolio that propels both subscriber and ARPU growth and introduction of a new line of products and services that significantly improves the consumer use experience. Concurrently, he is the Chairman of the Board of Directors PLDT Philcom and PLDT Maratel, the Chief Operating Officer of Digitel and a director of PLDT Global Corporation. Mr. Fermin has over 20 years of experience covering general management, consumer marketing, wholesale and retail sales, and retail store management gained from leading fast moving consumer group companies locally and globally. Prior to joining the PLDT Group, he was the President of Greenwich Food Corporation and Chowking Food Corporation of the Jollibee Foods Corporation from 2008 to 2011. He also served as Country Director of Nike Philippines from 2006 – 2008 and handled various posts in Unilever- Bestfoods from 1998 to 2005 as senior executive for sales, marketing, media and innovation process management. Mr. Fermin obtained his Bachelor of Science Degree in Chemical Engineering from the University of the Philippines.

Ms. Anabelle L. Chua, 54 years old, Treasurer and Corporate Finance and Treasury Head, concurrently holds the position of Chief Financial Officer of Smart since 2006 and of Digitel Mobile since August 2013. She holds directorships in Philippine Telecommunications Investment Corporation, Smart, Digitel and Beacon Electric and several subsidiaries of PLDT, Smart and Digitel including ePLDT, Digitel Mobile, Aces Philippines, Mabuhay Investments, PLDT Global, PLDT Global Investments, PLDT Digital Investments Pte Ltd., PCEV, Smart Broadband, Inc., Smart e-Money, Inc., Voyager Innovations, Inc. and Chikka Holdings Limited. She is a member of the Board of Directors of Philippine Stock Exchange and Securities Clearing Corporation of the Philippines and the Board of Trustees of the PLDT-Smart Foundation and PLDT Beneficial Trust Fund, a director and Chief Financial Officer of MediaQuest and several subsidiaries of MediaQuest, and a member of the Finance and Audit Committees of the Board of Directors of Meralco. Ms. Chua has over 20 years of experience in the areas of corporate finance, treasury, financial control and credit risk management and was a Vice President at Citibank, N.A. where she worked for 10 years prior to joining PLDT in 1998. Ms. Chua graduated magna cum laude from the University of the Philippines with a Bachelor of Science Degree in Business Administration and Accountancy.

Mr. Rene G. Bañez, 59 years old, Supply Chain, Asset Protection and Management Group Head, was the Chief Governance Officer of PLDT from October 2004 to March 3, 2008 and the Support Services and Tax Management Group Head of PLDT from January 1999 to January 2001. He is director of FEP Printing Corp., Meralco Industrial Engineering Services Corp., PLDT ClarkTel, PLDT SubicTel, PLDT Maratel and PLDT Philcom. He served as Commissioner of the Philippine Bureau of Internal Revenue from February 2001 to August 2002. Prior to joining PLDT, he was the Group Vice President for Tax Affairs of Metro Pacific Corporation for three years until December 1998. He obtained his Bachelor of Laws Degree from the Ateneo de Manila University.

Mr. Alejandro O. Caeg, 54 years old, is the President and CEO of PLDT Global Corporation and concurrently the Head of PLDT, Smart, Digitel and Sun International & Carrier Business. He is Smart's representative to the Conexus Mobile Alliance (one of Asia's largest cellular roaming alliances), where he was also designated as its Deputy Chairman until 2012 and is currently Conexus Chairman until 2014. Prior to joining PLDT in 2009, he worked in PT Smart Telecom (Indonesia) as its Chief Commercial Strategy Officer from July 2008 to December 2008 and as Chief Commercial Officer from January 2006 to June 2008. He also held various sales, marketing and customer service-related positions in Smart including that of Group Head of Sales and Distribution (2003-2005), Group Head of Customer Care and National Wireless Centers (1998-2001) and Marketing Head of International Gateway Facilities and Local Exchange Carrier (1997-1998). He also served as President and Chief Executive Officer of Telecommunications Distributors Specialist, Inc. in 2002 and as Chief Operations Adviser of I-Contacts Corporation (Smart's Call Center subsidiary) from 2001 to 2002. Mr. Caeg graduated with a Bachelor's Degree in AB Applied Economics and obtained MBA credits from De La Salle University Manila.

Mr. Jun R. Florencio, 58 years old, Internal Audit and Fraud Risk Management Head, handles the overall coordination of the internal audit function of the PLDT group of companies and is in-charge of the fraud risk management function of the PLDT Fixed Line business. He has over 25 years of work experience in the areas of external and internal audit, revenue assurance, credit management, information technology, financial management, and controllership. He was the Financial Controller of Smart for four years before he joined PLDT in April 1999 as Head of Financial Management Sector. He held various positions in the finance organization of another telecommunications company prior to joining Smart. Mr. Florencio obtained his Bachelor of Science Degree in Commerce, Major in Accounting from the University of Santo Tomas and attended the Management Development Program of the Asian Institute of Management.

Mr. Menardo G. Jimenez, Jr., 51 years old, Human Resources Group Head, and concurrently Fixed Line Business Transformation Office Head, was Revenue Team Head of the Business Transformation Office from January 2008 to

July 2010, the Retail Business Head of PLDT from June 2004 to December 31, 2007 and, prior to that, the Corporate Communications and Public Affairs Head. His directorships include Smart, Telesat, Inc., Smart-NTT Multimedia, Inc., PLDT-Philcom, PLDT Maratel, PLDT ClarkTel and PLDT SubicTel. Prior to joining PLDT, he had a stint at GMA Network, Inc., where he served as head of a creative services and network promotions. Mr. Jimenez obtained his AB Economics Degree from the University of the Philippines.

Ms. June Cheryl A. Cabal-Revilla, 41 years old, Controller and Financial Reporting and Controllershship Head, is also a director and/or the Chief Financial Officer/Treasurer of several subsidiaries of PLDT including PLDT ClarkTel, PLDT SubicTel, PLDT-Philcom, PLDT-Maratel, Digitel, ePLDT, Telesat, Inc., Mabuhay Investments, PLDT-SNMI, Pilipinas Global Network, Pacific Global One Aviation and PLDT Global Corporation, among others. She is also the Chief Financial Officer of Cignal TV, Inc., Treasurer of PLDT-Smart Foundation and the Philippine Disaster Recovery Foundation, Comptroller of First Pacific Leadership Academy Foundation and the President of Tahanan Mutual Building and Loan Association. Prior to joining PLDT in June 2000 as an executive trainee in the Finance Group, she was a senior associate in the business audit and advisory group of SyCip Gorres Velayo & Co., or SGV. Ms. Cabal-Revilla obtained her Bachelor of Science Degree in Accountancy from De La Salle University and Master's Degree in Business Management Major in Finance from Asian Institute of Management.

Mr. Christopher H. Young, 57 years old, is our Chief Financial Advisor. He worked in PricewaterhouseCoopers in London and Hong Kong from 1979 until 1987, at which time he joined First Pacific in Hong Kong as group financial controller. He joined Metro Pacific Corporation in 1995 as Finance Director, a position he held until he joined us in November 1998.

The following is a brief description of the business experience of the other members of senior management of PLDT as at January 31, 2015:

Mr. Orlando B. Vea, 65 years old, is a director of Smart and its Chief Wireless Advisor since January 2008. He is one of the founders of Smart and served as its President and Chief Executive Officer from February 1991 until December 1999. He also currently serves as a member of the Advisory Board of PLDT, and is a director and the President of PCEV, Digitel Mobile Phils., Inc., Voyager Innovations, Inc., Smart e-Money, Inc., Smart Broadband, Inc. and Primeworld Digital Systems, Inc. His other directorships include, among others, Connectivity Unlimited Resources Enterprises, Inc., Chikka Phils., Inc., Wolfac Mobile, Inc., I-CONTACTS Corporation, IdeaSpace Foundation, Inc., Businessworld Publishing Corp., Morphlabs, Inc. and Kalayaan College, Inc.

Mr. Vea has received several awards including Most Outstanding U.P. Alumnus 2008 for Entrepreneurship and Employment Generation (Centennial Year), Outstanding Filipino Achiever in the field of Science and Technology, PhilDev USA Forum 2010, Outstanding Entrepreneur IT Technology, GO NEGOSYO 2006 and Most Outstanding Alumnus – UP School of Economics 2015.

Mr. Vea has over 20 years of exposure in the telecommunications industry and extensive experience in the wireless and multimedia businesses. He graduated cum laude from the University of the Philippines with a Bachelor of Arts Degree in Economics.

Mr. Charles A. Lim, 53 years old, is the Executive Vice President and Head for Consumer Wireless Business of Smart. Concurrently, he is also the Chief Operating Officer of Digitel Mobile which carries the brand Sun Cellular. Prior to the acquisition of Digitel by PLDT, Mr. Lim was Business Unit CEO for the Landline and Cellular business of Digitel. He was previously the Strategic Business Unit Head for Mobile Communications of Globe Telecom Inc. before joining Digitel. He was also the Director for Brand Marketing Greater China of CocaCola China Limited Hongkong and the Business Unit Head Van den Bergh Foods of Unilever Philippines Ilc. He obtained his Bachelor of Science Degree in Business Management from Ateneo de Manila University.

Mr. Emmanuel Ramon C. Lorenzana, 49 years old, Executive Vice President, is the Head of the Multi Media Office of the PLDT Group, which is tasked with coordinating a multi- media/multi-screen strategy for the PLDT Group. He is concurrently the President and CEO of Mediaquest and several of its subsidiaries including, among others, TV5 Network, Inc., Cignal TV, Inc., TV5 International and Media5 Marketing Corporation. From January 2012 to May 2013, he served as the Head of the Individual Business of Smart (Wireless Business) and was responsible for driving the commercial objectives and directions for the Wireless Business and establishing the Brand DNA, providing over-all directions, and creating a consumer/market-driven organization. He headed and defined the strategies for the functions of brand management, product marketing, product research and development, sales and aftersales, and strategic business support units focusing on customer experience, analytics, digital media, and all customer touchpoints including credit and payment systems. Prior to joining the PLDT Group, he was the President and Chief Operating Officer of NutriAsia Group, makers of leading food brands, since November 2008. He was the Chairman and Managing Director of Unilever Malaysia and Singapore from 2007 until October 2008 and held leadership positions in several Unilever companies including Unilever Philippines Home and Personal Care, as Managing Director from 2004 to 2007 and as Business Planning and Trade Marketing Director of Unilever Philippines from 2000 to 2001, Unilever Oral Care Category, Jakarta, Indonesia, as Vice President Asia and Africa from 2001 to 2004 and Unilever Shanghai Toothpaste Company, Shanghai, China, as Consumer and Trade Marketing Director from 1997 to 1999. Mr. Lorenzana obtained his Bachelor of Science Degree in Chemical Engineering from the University of the Philippines and attended various Executive Programs at the Massachusetts Institute of Technology in Boston, Kellogg School of Management in Chicago, and Ashridge

Management School in London.

Below is a list of directorships in other private and public companies of the director named below. All directorships of our other directors are included in their respective biographies in the preceding pages.

Name of Director	Names of Companies
Helen Y. Dee	EEI Corporation (Regular Director) House of Investments (Regular Director/Chairman) National Reinsurance Corporation of the Philippines (Regular Director/Chairman) Petro Energy Resources Corporation (Regular Director/Chairman) Rizal Commercial Banking Corporation (Regular Director/Chairman) Seafront Resources Corporation (Regular Director/Chairman) AY Holdings, Inc. (Regular Director) ET Yuchengco, Inc. (Regular Director) GPL Holdings, Inc. (Regular Director) Financial Brokers Insurance Agency, Inc. (Regular Director/Chairman) Hi-Eisai Pharmaceuticals, Inc. (Regular Director/Chairman) Honda Cars, Kaloocan (Regular Director) Honda Cars Philippines, Inc. (Regular Director) Hydee Management & Resource Corp. (Regular Director/Chairman) iPeople, Inc (Regular Director) Isuzu Philippines, Inc. (Regular Director) La Funeraria Paz Suicat (Regular Director/Chairman) Landev Corp. (Regular Director/Chairman) Luisita Industrial Park Corporation (Regular Director) Maibarara Geothermal, Inc. (Regular Director/Chairman) Malayan Insurance Company (Regular Director/Chairman) Malayan High School of Science, Inc (Regular Director/Chairman) Manila Memorial Park Cemetery, Inc. (Regular Director/Chairman) Mapua Information Technology Center, Inc. (Regular Director/Chairman) MICO Equities, Inc. (Regular Director) Mijo Holdings, Inc. (Regular Director/Chairman) Moira Management, Inc. (Regular Director) Pan Malayan Express (Regular Director) Pan Malayan Management and Investment Corporation (Regular Director/Vice Chairman) Pan Malayan Realty Corp. (Regular Director/Chairman) Petro Green Energy Corporation (Regular Director/Chairman) Petrowind Energy, Inc. (Regular Director/Chairman) Philippine Integrated Advertising Agency, Inc. (Regular Director) RCBC Forex Brokers Corp (Regular Director) RCBC Leasing & Finance Corp (Regular Director/Chairman) RCBC Realty Corporation (Regular Director) RCBC Savings Bank (Regular Director/Chairman) Sunlife Grepa Financial, Inc. (Regular Director) Tameena Resources, Inc. (Regular Director/Chairman) West Spring Development Corp. (Regular Director/Vice Chairman) Xamdu Motors, Inc. (Regular Director/Chairman) YGC Corporate Services, Inc. (Regular Director) Y Realty, Inc. (Regular Director)

Terms of Office

The directors of PLDT are elected each year to serve until the next annual meeting of stockholders and until their successors are elected and qualified, except in case of death, resignation, disqualification or removal from office. The term of office of all officers is coterminous with that of the board of directors that elected or appointed them.

Family Relationships

None of the directors/independent directors and officers of PLDT or persons nominated to such positions has any family relationships up to the fourth civil degree either by consanguinity or affinity, except Mr. James L. Go and Ms. Anabelle L. Chua who are relatives to the fourth civil degree by consanguinity.

Legal Proceedings

The Company is not aware, and none of the directors/independent directors and officers or persons nominated for election to such positions has informed the Company, of any of the following events that occurred during the past five years:

- (a) any bankruptcy petition filed by or against any business of which a director/independent director or officer or person nominated for election as a director/independent director or officer was a general partner or executive officer either at the time of the bankruptcy or within two years prior to that time;
- (b) any conviction by final judgment in a criminal proceeding, domestic or foreign, or any criminal proceeding, domestic or foreign, pending against any director/independent director or officer or person nominated for election as a director/independent director or officer, except as noted below;
- (c) any order, judgment, or decree, not subsequently reversed, suspended or vacated, of any court of competent jurisdiction, domestic or foreign, permanently or temporarily enjoining, barring, suspending or otherwise limiting the involvement of any director/independent director or officer or person nominated for election as a director/independent director or officer in any type of business, securities, commodities or banking activities; or
- (d) any finding by a domestic or foreign court of competent jurisdiction (in a civil action), the Philippine SEC or comparable foreign body, or a domestic or foreign exchange or electronic marketplace or self-regulatory organization, that any director/independent director or officer or person nominated

for election as a director/independent director or officer, has violated a securities or commodities law or regulation, and the judgment has not been reversed, suspended, or vacated.

The following is a description of a complaint in which our director and President and CEO, Mr. Napoleon L. Nazareno and our director and Corporate Secretary, Atty. Ma. Lourdes C. Rausa-Chan are respondents:

Mr. Napoleon L. Nazareno and Atty. Ma. Lourdes C. Rausa-Chan, in their respective capacities as director and corporate secretary of Steniel Cavite Packaging Corporation, are impleaded as private respondents in a Supplemental Complaint docketed as OMB C-C-05-0473-1, filed by the Field Investigation of the Office of the Ombudsman, or OMB, before the OMB.

The Supplemental Complaint dated April 16, 2012 is for the alleged commission of: (a) violation of Section 3(e) of R. A. No. 3019 (otherwise known as the Anti-Graft and Corrupt Practices Act); and (b) estafa through falsification of public documents in relation to Article 171 and Article 172 of the Revised Penal Code. The case relates to the alleged illegal and fraudulent acquisition by Mannequin International Corporation of several tax credit certificates (TCCs) from the One Stop Shop Inter Agency Tax Credit and Duty Drawback Center purportedly through the use of fake and spurious documents and the subsequent transfer of said TCC's to several transferee corporations, including Steniel Cavite Packaging Corporation.

Mr. Nazareno and Atty. Rausa-Chan have informed the Company that they each had no participation or involvement in the alleged anomalous acquisition and transfer of the subject TCCs and had accordingly filed their counter-affidavits on March 1, 2013 and March 5, 2013, respectively, seeking the dismissal of the supplemental complaint. The case is now pending resolution with the OMB.

Audit, Governance and Nomination, Executive Compensation and Technology Strategy Committees

Our Board of Directors is authorized under the By-Laws to create committees, as it may deem necessary. We currently have four Board committees, namely, the Audit, Governance and Nomination, Executive Compensation and Technology Strategy Committees, the purpose of which is to assist our Board of Directors. Each of these committees has a Board-approved written charter that provides for such committee's composition, membership qualifications, functions and responsibilities, conduct of meetings, and reporting procedure to the Board of Directors.

Audit Committee

Our Audit Committee is composed of three members, all of whom are independent directors. As at March 26, 2015, the Audit Committee members are former Supreme Court Chief Justice Artemio V. Panganiban, Mr. Pedro E. Roxas and Mr. Alfred V. Ty. Mr. Setsuya Kimura and Mr. James L. Go, non-independent members of our Board of Directors, Mr. Roberto R. Romulo, a member of our Advisory Board/Committee, and Ms. Corazon de la Paz-Bernardo, a former member of our Board of Directors, serve as advisors to the Audit Committee. All of the members of our Audit Committee are financially literate and Ms. Corazon S. de la Paz-Bernardo has expertise in accounting and financial management. She was a former Chairman and Senior Partner of Joaquin Cunanan & Company, now Isla Lipana & Co., a member firm of Pricewaterhouse Coopers (PwC).

As provided for in our Audit Committee charter, any member of the audit committee may cause the Audit Committee advisor to be excluded from the committee's meetings, as such member deems appropriate in order for the committee to carry out its responsibilities, until the committee has completed discussion of the topic for which the member requested the Audit Committee advisor to be excluded or until such member has withdrawn his request.

As provided for in the Audit Committee charter, the purpose of the Audit Committee is to assist our Board of Directors in fulfilling its oversight responsibility for: (i) PLDT's accounting and financial reporting principles and policies, and system of internal controls, including the integrity of PLDT's financial statements and the independent audit thereof; (ii) PLDT's compliance with legal and regulatory requirements; (iii) PLDT's assessment and management of enterprise risks including credit, market, liquidity, operational and legal risks; and (iv) the performance of the internal audit organization and the external auditors.

To carry its direct responsibility for the appointment, setting of compensation, retention and removal of the external auditors, the Audit Committee has the following duties and powers:

- review and evaluate the qualifications, performance and independence of the external auditors and its lead partner;
- select and appoint the external auditors and to remove or replace the external auditors;
- review and approve in consultation with the head of the internal audit organization and the head of the finance organization all audit and non-audit services to be performed by the external auditors and the fees to be paid to the external auditors for such services, and to ensure disclosure of any allowed non-audit services in PLDT's annual report;

- periodically review fees for non-audit services paid to the external auditors and disallow non-audit services that will conflict with the external auditor's duties to PLDT or pose a threat to the external auditor's independence;
- ensure that the external auditors prepare and deliver annually a statement as to their independence, discuss with the external auditors any relationships or services disclosed in such Statement that may impact the objectivity, independence or quality of services of said external auditors and take appropriate action in response to such statement to satisfy itself of the external auditor's independence;
- review the external auditor's internal quality-control procedures based on the external auditors' Statement submitted at least annually, any material issues raised by recent internal quality-control review or peer review of the external auditor, or by any inquiry or investigation by governmental or professional authorities within the preceding five years, regarding one or more independent audits carried out by the external auditor and steps taken to deal with any such issues;
- ensure that the external auditors or the lead partner of the external auditors having the primary responsibility for the audit of PLDT's accounts is rotated at least once every five years or such shorter or longer period provided under applicable laws and regulations;
- advise the external auditors that they are expected to provide the committee a timely analysis of significant/critical financial reporting issues and practices;
- obtain assurance from the external auditors that the audit was conducted in a manner consistent with the requirement under applicable rules; and
- resolve disagreements between management and the external auditors regarding financial reporting.

The Audit Committee has the authority to retain or obtain advice from special counsel or other experts or consultants in the discharge of their responsibilities without the need for board approval.

Audit Committee Report

Further to our compliance with applicable corporate governance laws and rules, our Audit Committee confirmed in its report for 2014 that:

- Each voting member of the Audit Committee is an independent director as determined by the Board of Directors;
- The Audit Committee had eight regular meetings and two special meetings during the year;
- The Audit Committee has reviewed and approved for retention the existing Audit Committee charter until the next review in 2015;
- Based on a review of SGV's performance and qualifications, including consideration of management's recommendation, the Audit Committee approved the appointment of SGV as the PLDT Group's independent auditors;
- The Audit Committee likewise discussed with PLDT's internal audit group and independent auditors, SGV, the overall scope and plans for their respective audits, and the results of their examinations, their evaluations of PLDT Group's internal controls and the overall quality of the PLDT Group's financial reporting;
- The Audit Committee has reviewed and approved all audit and non-audit services provided by SGV to the PLDT Group, and the related fees for such services, and concluded that the non-audit fees are not significant to impair their independence;
- The Audit Committee has discussed with SGV the matters required to be discussed by the prevailing applicable Auditing Standard, and has received written disclosures and the letter from SGV as required by the prevailing applicable independence standards (statement as to independence) and has discussed with SGV its independence from the PLDT Group and the PLDT Group's management;
- The Audit Committee has discussed with the PLDT's Group Enterprise Risk Management (ERM) Officer the PLDT Group top risks for 2014 and has received periodic status reports on PLDT Group's ERM activities;

- In the performance of its oversight responsibilities, the Audit Committee has reviewed and discussed the unaudited consolidated quarterly financial statements and reports in the first three quarters of 2014 and the audited consolidated financial statements of the PLDT Group as at and for the year ended December 31, 2014 with the PLDT Group's management, which has the primary responsibility for the financial statements, and with SGV, the PLDT Group's independent auditors, who are responsible for expressing an opinion on the conformity of the PLDT Group's audited consolidated financial statements with PFRS; and
- Based on the reviews and discussions referred to above, in reliance on the PLDT Group's management and SGV and subject to the limitations of the Audit Committee's role, the Audit Committee recommended to the Board of Directors and the Board has approved, the inclusion of the PLDT Group's consolidated financial statements as at and for the year ended December 31, 2014 in the PLDT Group's annual report to the stockholders and to the Philippine SEC on Form 17-A and U.S. SEC on Form 20-F.

Governance and Nomination Committee

Our GNC is composed of five voting members, all of whom are regular members of our Board of Directors and two non-voting members. Three of the voting members are independent directors namely, former Chief Justice Artemio V. Panganiban, Mr. Pedro E. Roxas and Mr. Alfred V. Ty. Two are non-independent directors namely, Mr. Setsuya Kimura and Mr. Manuel V. Pangilinan who is the chairman of this committee. Mr. Menardo G. Jimenez, Jr. and Atty. Ma. Lourdes C. Rausa-Chan are the non-voting members.

The principal functions and responsibilities of our GNC are to:

1. Oversee the development and implementation of corporate governance principles and policies;
2. Review and evaluate the qualifications of the persons nominated to the Board as well as those nominated to other positions requiring appointment by the Board;
3. Identify persons believed to be qualified to become members of the Board and/or the Board committees;
4. Assist the Board in making an assessment of the Board's effectiveness in the process of replacing or appointing new members of the Board and/or Board committees; and
5. Assist the Board in developing and implementing the Board's performance evaluation process.

Executive Compensation Committee

Our ECC is composed of five voting members, all of whom are regular members of our Board of Directors, and one non-voting member. Three of the voting members are independent directors, namely former Chief Justice Artemio V. Panganiban, Mr. Pedro E. Roxas and Mr. Alfred V. Ty, and two are non-independent directors, namely, Mr. Setsuya Kimura and Mr. Manuel V. Pangilinan, who is chairman of this committee. Mr. Menardo G. Jimenez, Jr. is the non-voting member.

The principal functions and responsibilities of our ECC are to:

1. Provide guidance to and assist the Board in developing a compensation philosophy or policy consistent with the culture, strategy and control environment of PLDT;
2. Oversee the development and administration of PLDT's executive compensation programs, including long term incentive plans and equity based plans for officers and executives; and
3. Assist the Board in the performance evaluation of and succession planning for officers, including the CEO, and in overseeing the development and implementation of professional development programs for officers.

Technology Strategy Committee

Our TSC is composed of seven members, namely, Mr. Manuel V. Pangilinan, who serves as chairman, Mr. Napoleon L. Nazareno, Atty. Ray C. Espinosa, Mr. James L. Go, and Mr. Setsuya Kimura, all of whom are non-independent directors, Mr. Oscar S. Reyes and Mr. Orlando B. Veja who are members of our Advisory Board/Committee.

The principal functions and responsibilities of our TSC are to assist and enable the Board to:

1. Review and approve the strategic vision for the role of technology in PLDT's overall business strategy, including the technology strategy and roadmap of PLDT;
2. Fulfill its oversight responsibilities for PLDT's effective execution of its technology related strategies; and
3. Ensure the optimized use and contribution of technology to PLDT's business and strategic objectives and growth targets.

Advisory Committee

Our Advisory Board/Committee is composed of Mr. Roberto R. Romulo, Mr. Benny S. Santoso, Mr. Orlando B. Vea, Mr. Christopher H. Young, Mr. Oscar S. Reyes and Mr. Washington Z. Sycip. The Advisory Board/Committee provides guidance and suggestions, as necessary, on matters deliberated upon during Board meetings.

Item 10. Executive Compensation and Stock Option Plan

Executive Compensation

The following table is the list of the key officers, including the CEO, and directors of PLDT as at January 31, 2015:

Name	Position(s)
Manuel V. Pangilinan	Director, Chairman of the Board
Napoleon L. Nazareno.....	Director, President and CEO
Helen Y. Dee	Director
Ray C. Espinosa.....	Director
James L. Go.....	Director
Setsuya Kimura	Director
Artemio V. Panganiban ⁽¹⁾	Independent Director
Hideaki Ozaki	Director
Pedro E. Roxas ⁽¹⁾	Independent Director
Juan B. Santos.....	Director
Tony Tan Caktiong	Director
Alfred V. Ty ⁽¹⁾	Independent Director
Ma. Lourdes C. Rausa-Chan.....	Director, Senior Vice President, Corporate Affairs and Legal Services Head, Corporate Secretary and Chief Governance Officer
Ernesto R. Alberto	Executive Vice President, Enterprise and International Carrier Business Head
Isaias P. Fermin	Executive Vice President, HOME Business Head
Anabelle L. Chua	Senior Vice President, Corporate Finance and Treasury Head and Treasurer
Rene G. Bañez.....	Senior Vice President, Supply Chain, Asset Protection and Management Head
Alejandro O. Caeg	Senior Vice President, International and Carrier Business Head
Jun R. Florencio	Senior Vice President, Internal Audit and Fraud Risk Management Head
Menardo G. Jimenez, Jr.	Senior Vice President, Human Resources Head and Business Transformation Office Head
Claro Carmelo P. Ramirez ⁽²⁾	Senior Vice President, Office of the President and CEO
June Cheryl A. Cabal-Revilla.....	First Vice President, Financial Reporting and Controllorship Head

⁽¹⁾ Independent Director.

⁽²⁾ Separated from service on December 31, 2014.

The following table below sets forth the aggregate amount of compensation paid in 2014 and 2013 and estimated amount of compensation expected to be paid in 2015 to: (1) the President and CEO, Napoleon L. Nazareno and four most highly compensated officers of PLDT, as a group, namely: Anabelle L. Chua, Ernesto R. Alberto, Isaias P. Fermin and Ma. Lourdes C. Rausa-Chan; and (2) all other key officers, other officers and directors, as a group.

	2015	2014	2013
	Estimate	Actual	Actual
	(in millions)		
President and CEO ⁽¹⁾ and four most highly compensated key officers:			
Salary ⁽²⁾	Php78	Php73	Php60
Bonus ⁽³⁾	17	15	14
Other compensation ⁽⁴⁾	36	64	59
	Php131	Php152	Php133
All other key officers, other officers and directors as a group (excluding the President and CEO and four most highly compensated key officers):			
Salary ⁽²⁾	Php274	Php257	Php247
Bonus ⁽³⁾	71	65	62
Other compensation ⁽⁴⁾	176	237	327
	Php521	Php559	Php636

⁽¹⁾ The President and CEO receives compensation from Smart but not from PLDT.

⁽²⁾ Basic monthly salary.

⁽³⁾ Includes longevity pay, mid-year bonus, 13th month and Christmas bonus.

⁽⁴⁾ Includes variable pay and other payments. Variable pay is based on an annual incentive system that encourages and rewards both the individual and group team performance and is tied to the achievement of Corporate/Unit/Customer Satisfaction Objectives. It covers regular officers and executives of PLDT and is based on a percentage of their guaranteed annual cash compensation. See Note 25 – Related Party Transactions – Compensation of Key Officers of the PLDT Group to the accompanying audited consolidated financial statements in Item 7. "Financial Statements" for further discussion.

Each of the directors of the Company is entitled to a director's fee of Php250 thousand for each meeting of the Board of Directors attended. In addition, the directors who serve in the committees of the Board of Directors, namely, the Audit, Governance and Nomination, Executive Compensation and Technology Strategy Committees,

are each entitled to a fee of Php125 thousand for each committee meeting attended.

On September 30, 2014, the Board of Directors of PLDT approved an increase in directors' board meeting attendance fees to Php250 thousand, payable to each director from Php200 thousand and board committee meeting attendance fees to Php125 thousand from Php75 thousand. The attendance fee increase was made to take effect retroactively from January 2014. The attendance fees for directors were last adjusted on January 27, 2009. The ECC recommended the increase taking into consideration the results of the 2012 survey on Board remuneration conducted by Towers Watson, which showed that PLDT's directors' remuneration, consisting only of fees for meeting attendance, is no longer competitive with the market.

Except for the fees mentioned above, the directors are not compensated, directly or indirectly, for their services as such directors. The aggregate amount of *per diems* paid to the directors for their attendance in Board and Board Committee meetings is included in other compensation in the above table. The total amount of *per diems* paid in 2014 and 2013 were approximately Php45 million and Php32 million, respectively. The total amount of *per diems* estimated to be paid in 2015 is approximately Php50 million.

There are no agreements between PLDT Group and any of its key management personnel providing for benefits upon termination of employment, except for such benefits to which they may be entitled under PLDT Group's retirement and incentive plans.

Long-term Incentive Plan

Our LTIP is a cash plan that is intended to provide meaningful, contingent, financial incentive compensation for eligible executives, officers and advisors of the PLDT Group, who are consistent performers and contributors to the achievement of the long-term strategic plans and objectives, as well as the functional strategy and goals of the PLDT Group, and administered by the ECC which has the authority to determine the following: (a) eligibility and identity of participants; (b) the award attributable to each participant based on the participant's annual base compensation and taking into account such participant's seniority, responsibility level, performance potential, tenure with the PLDT Group, job difficulty and such other measures as the Committee deems appropriate; (c) the level of achievement of the performance objectives; and (d) the actual award payable to each participant based on the level of achievement of the performance objectives.

To ensure the proper execution of our strategic and operational business plans while taking into account the acquisition of Digitel in 2011 and other recent market developments, the 2012 to 2014 LTIP, covering the period from January 1, 2012 to December 31, 2014, was approved by the Board of Directors with the endorsement of the ECC on March 22, 2012. The awards in the 2012 to 2014 LTIP were contingent upon the successful achievement of certain profit targets, intended to align the execution of the business strategies of the expanded PLDT Group, including Digitel, over the three-year period from 2012 to 2014. In addition, the 2012 to 2014 LTIP allows for the participation of a number of senior executives and certain newly hired executives and ensures the continuity of management in line with the succession planning of the PLDT Group. LTIP costs recognized for the years ended December 31, 2014 and 2013 amounted to Php168 million and Php1,638 million, respectively. Total outstanding liability and fair value of the 2012 to 2014 LTIP amounted to Php3,297 million and Php3,129 million as at December 31, 2014 and 2013, respectively. The LTIP liability as at December 31, 2014 was paid on March 10, 2015.

There are no other warrants or options held by PLDT's officers or directors either singly or collectively.

See Note 3 – *Management's Use of Judgments, Estimates and Assumptions*, Note 5 – *Income and Expenses*, Note 24 – *Accrued and Other Current Liabilities* and Note 26 – *Employee Benefits* to the accompanying audited consolidated financial statements in Item 7. "Financial Statements" for related discussion.

Item 11. Security Ownership of Certain Beneficial Owners, Directors and Key Officers

Security Ownership of Certain Record and Beneficial Owners

The following table sets forth the record owners and, to the best knowledge of the Board of Directors and Management of the Company, the beneficial owners of more than five percent of the Company's outstanding shares of Common Stock and Voting Preferred Stock, the number of shares owned by, and percentage of shareholdings of, each of them, as at January 31, 2015.

Title of Class	Name and Address of Record Owner and Relationship With Issuer	Citizenship	Name of Beneficial Owner and Relationship with Record Owner	Number of Shares Held	Percentage of Common Stock	Percentage of Voting Stock
Common	Philippine Telecommunications Investment Corporation ⁽¹⁾ 12 th Floor Ramon Cojuangco Bldg. Makati Avenue, Makati City Major Stockholder	Philippine Corporation	Same as Record Owner	26,034,263 ⁽²⁾	12.05	7.11
Common	Metro Pacific Resources, Inc. ⁽³⁾ c/o Corporate Secretary 18 th Floor, Liberty Center 104 H. V. dela Costa St. Salcedo Village, Makati City Major Stockholder	Philippine Corporation	Same as Record Owner	21,556,676 ⁽²⁾	9.98	5.89
Common	NTT Communications Corporation ⁽⁴⁾ 1-1-6 Uchisaiwai-cho 1-Chome, Chiyoda-ku Tokyo 100-8019, Japan Major Stockholder	Japanese Corporation	See Footnote 7	12,633,487	5.85	3.45
Common	NTT DoCoMo, Inc. ⁽⁵⁾ 41 st Floor, Sanno Park Tower 2-11-1 Nagata-cho, Chiyoda-ku Tokyo 100-6150, Japan Major Stockholder	Japanese Corporation	See Footnote 7	22,796,902 ⁽⁶⁾	10.55	6.23
Common	JG Summit Group ⁽⁸⁾ 42/F Robinsons Equitable Tower ADB Avenue corner Poveda Road Ortigas Center, Pasig City Major Stockholder	Philippine Corporation	See Footnote 8	17,305,625	8.01	4.73
Common	PCD Nominee Corporation ⁽⁹⁾ 37/F Enterprise Building, Tower I Ayala Ave. cor. Paseo de Roxas St., Makati City Major Stockholder	Philippine Corporation	See Footnote 9	79,627,584	36.86	21.75
Common	J.P. Morgan Hongkong Nominees Limited ⁽¹⁰⁾ (various accounts) 20/F Chater House, 8 Connaught Road, Central, Hongkong Major Stockholder	Hong Kong Corporation	See Footnote 10	41,006,552	18.98	11.20
Voting Preferred	BTF Holdings, Inc. ⁽¹¹⁾ Ramon Cojuangco Building, Makati Avenue, Makati City	Philippine Corporation	Same as Record Owner	150,000,000	—	40.98

⁽¹⁾ Based on a resolution adopted by the Board of Directors of Philippine Telecommunications Investment Corporation, or PTIC, the Chairman of the Board of PTIC, Mr. Manuel V. Pangilinan, has the continuing authority to represent PTIC at any and all meetings of the stockholders of a corporation in which PTIC owns of record or beneficially any shares of stock or other voting security, and to sign and deliver, in favor of any person he may deem fit, a proxy or other power of attorney, with full power of delegation and substitution, authorizing his designated proxy or attorney-in-fact to vote any and all shares of stock and other voting securities owned of record or beneficially by PTIC at any and all meetings of the stockholders of the corporation issuing such shares of stock or voting securities.

⁽²⁾ In addition to the 26,034,263 and 21,556,676 common shares owned of record respectively by PTIC and Metro Pacific Resources, Inc., or MPRI, both of which are Philippine affiliates of First Pacific Company Limited, or First Pacific, 7,653,703 ADS, whose underlying common shares represent approximately 3.54% of the outstanding common stock of PLDT, are owned by a non-Philippine wholly-owned subsidiary of First Pacific. The common shares and the underlying common shares of the ADS owned by PTIC, MPRI and the non-Philippine wholly-owned subsidiaries of First Pacific (referred to herein as "First Pacific Group") collectively represents 25.57% of the outstanding common stock of PLDT as of January 31, 2015.

⁽³⁾ Based on a resolution adopted by the Board of Directors of MPRI, Mr. Manuel V. Pangilinan has been appointed as proxy or duly authorized representative of MPRI to represent and vote the PLDT shares of common stock of MPRI in the Annual Meeting.

⁽⁴⁾ Based on publicly available information, NTT Communications Corporation, or NTT Communications, is a wholly-owned subsidiary of Nippon Telegraph and Telephone Corporation, or NTT. Based on a certification signed by a duly authorized officer of NTT Communications, Mr. Shuichi Sasakura or Ms. Mayuko Ogura is authorized to execute for and on behalf of NTT Communications, endorsements, transfers and other matters relating to the PLDT shares of common stock held by NTT Communications.

⁽⁵⁾ Based on publicly available information, NTT DoCoMo, Inc., or NTT DoCoMo, is a majority-owned and publicly traded subsidiary of NTT. Based on a certification signed by a duly authorized officer of NTT DoCoMo, Mr. Koichi Takahara or Mr. Seiichi Ikeda is authorized to execute for and on behalf of NTT DoCoMo, endorsements, transfers and other matters relating to the PLDT shares of common stock held by NTT DoCoMo.

⁽⁶⁾ In addition to the 22,796,902 common shares owned on record by NTT DoCoMo, NTT DoCoMo also owns 8,533,253 ADSs whose underlying common shares represent approximately 3.95% of the outstanding common stock of PLDT. The common shares and the underlying common shares of the ADS owned by NTT DoCoMo collectively represent 14.50% of the outstanding common stock of PLDT as of January 31, 2015.

⁽⁷⁾ In publicly available reports filed by NTT Communications and NTT DoCoMo, it is stated that because of NTT's ownership of all the outstanding capital stock of NTT Communications and a majority of the common stock of NTT DoCoMo, NTT, NTT Communications and NTT DoCoMo may be considered to constitute a "group" within the meaning of Rule 18.1(5)(C) of the Amended Implementing Rules and Regulations of The Securities Regulation Code. Therefore, each of them may be deemed to have beneficial ownership of the 43,963,642 shares in aggregate held by NTT Communications and NTT DoCoMo, which collectively represents 20.35% of the outstanding common stock of PLDT as of January 31, 2015.

⁽⁸⁾ The total shareholdings of JG Summit Group is 17,305,625, of which 17,208,753 shares are beneficially owned by JG Summit Holdings, Inc. (JGS). 86,723 shares are beneficially owned by Express Holdings, Inc., 10,148 shares are beneficially owned by Ms. Elizabeth Yu Gokongwei and 1 share is beneficially owned by Mr. James L. Go, all held on record by PCD Nominee Corporation, collectively representing 8.01% of the outstanding common stock of PLDT as January 31, 2015. Based on a certification signed by a duly authorized officer of JGS, under the By-Laws of JGS, each of the Chairman and Chief Executive Officer of JGS (Mr. James L. Go) and President and Chief Operating Officer of JGS (Mr. Lance Y Gokongwei) is authorized to vote the 17,208,753 common shares of PLDT owned by JGS and to appoint and/or sign proxies in behalf of JGS in connection with the Annual Meeting.

⁽⁹⁾ PCD Nominee Corporation, or PCD, is the registered owner of shares held by participants in the Philippine Depository and Trust Co., or PDTCT, a private company organized to implement an automated book entry system of handling securities transactions in the Philippines. Under the PDTCT procedures, when an issuer of a PDTCT-eligible issue will hold a stockholders' meeting, the PDTCT will execute a pro-forma proxy in favor of its participants for the total number of shares in their

respective principal securities account as well as for the total number of shares in their client securities account. For the shares held in the principal securities account, the participant concerned is appointed as proxy with full voting rights and powers as registered owner of such shares. For the shares held in the client securities account, the participant concerned is appointed as proxy, with the obligation to constitute a sub-proxy in favor of its clients with full voting and other rights for the number of shares beneficially owned by such clients.

This account also includes 17,305,625 shares beneficially owned by JG Summit Group. Please refer to footnote 8.

Based on available information, none of the owners of the PLDT common shares registered under the name of PCD, owned more than 5% of PLDT's outstanding common stock as of January 31, 2015, except for the JG Summit Group as provided above, The Hongkong and Shanghai Banking Corporation Ltd. Clients Account and Deutsche Bank Manila-Clients, which owned approximately 9.13% and 8.96%, respectively, of PLDT's outstanding common stock as of such date. PLDT has no knowledge if any beneficial owner of the shares under The Hongkong and Shanghai Banking Corporation Ltd Clients Account and Deutsche Bank Manila-Clients, owned more than 5% of PLDT's outstanding common stock as of January 31, 2015.

⁽¹⁰⁾ J.P. Morgan Hong Kong Nominees Limited holds shares as nominee of J.P. Morgan Chase Bank, successor depositary under the Common Stock Deposit Agreement, dated October 14, 1994, as amended on February 10, 2003, between J.P. Morgan Chase Bank and the holders of ADRs, evidencing ADSs, representing shares of common stock of PLDT (the "Deposit Agreement"). Under the Deposit Agreement, if the depositary does not receive voting instructions from a holder of ADRs, such holder will be deemed to have instructed the depositary to provide a discretionary proxy to a person designated by PLDT for the purpose of exercising the voting rights pertaining to the shares of common stock underlying the ADS of such holder of ADRs, except that no discretionary proxy will be given with respect to any matter as to which substantial opposition exists or which materially and adversely affects the rights of the holders of such ADRs.

This account also includes 8,533,253 shares of PLDT common stock underlying ADS beneficially owned by NTT DoCoMo and 7,653,703 shares of PLDT common stock underlying ADS beneficially owned by non-Philippine wholly-owned subsidiary of First Pacific.

⁽¹¹⁾ A wholly-owned company of the Board of Trustees for the Account of the Beneficial Trust Fund created pursuant to the Benefit Plan of PLDT Co., or PLDT BTF. Based on a resolution adopted by the Board of Directors of BTF Holdings, Inc., the Chairman of the Board of PLDT has been appointed as proxy or duly authorized representative of BTF Holdings, Inc. to represent and vote the PLDT shares of voting preferred stock of BTF Holdings, Inc. in the Annual Meeting.

Except as stated above and in the related footnotes, the Board of Directors and Management of the Company have no knowledge of any other person who, as at January 31, 2015, was directly or indirectly the beneficial owner of, or who has voting power with respect to, shares comprising more than five percent of the Company's outstanding Common Stock and Voting Preferred Stock as of January 31, 2015.

As at January 31, 2015, approximately 67.85% of the outstanding voting stocks and 82.33% of the outstanding capital stock of PLDT were owned by Philippine persons.

The FP Parties had beneficial ownership of approximately 26% of our outstanding common stock and 15% of outstanding voting stocks as at January 31, 2015. As at January 31, 2015, NTT Communications and NTT DOCOMO together beneficially owned approximately 20% of our outstanding common stock and 12% of our outstanding voting stocks. BTFHI had beneficial ownership of 41% of our outstanding voting stocks. As a result of their respective stockholdings, the FP Parties and/or NTT Communications and/or NTT DOCOMO and/or BTFHI are able to influence our actions and corporate governance, including (i) elections of our directors; and (ii) approval of major corporate actions, which require the vote of holders of common and voting preferred stocks.

Additionally, the FP Parties, NTT Communications, NTT DOCOMO and PLDT entered into a Cooperation Agreement, dated January 31, 2006, pursuant to which, among other things, certain rights of NTT Communications under the Stock Purchase and Strategic Investment Agreement dated September 28, 1999, or the Strategic Agreement, and the Shareholders Agreement dated March 24, 2000, or the Shareholders Agreement, were extended to NTT DOCOMO. As a result of the Cooperation Agreement, NTT Communications and NTT DOCOMO, in coordination with each other, have contractual rights relating to a number of major decisions and transactions that PLDT could make or enter into.

Specifically, the Company may not take any of the following actions described without the approval of NTT DOCOMO and NTT Communications, acting in coordination with each other (however, NTT DOCOMO and NTT Communications may not withhold their consent to such actions in circumstances where the Company proposes to invest in a business that competes with Nippon Telegraph and Telephone Corporation and its subsidiaries and where the board of directors of the Company has, among other things, approved the transaction):

- capital expenditures in excess of US\$50 million;
- any investments, if the aggregate amount of all investments for the previous 12 months is greater than US\$25 million in the case of all investments to any existing investees and US\$100 million in the case of all investments to any new or existing investees, determined on a rolling monthly basis; and
- any investments in a specific investee, if the cumulative value of all investments made by us in that investee is greater than US\$10 million in the case of an existing investee and US\$50 million in the case of a new investee.

The Company also may not issue common stock or stock that is convertible into common stock except where NTT Communications and NTT DOCOMO have first been offered the opportunity to purchase their pro rata portion of the Company's shares of common stock.

The Company is also aware that each of NTT Communications and NTT DOCOMO has agreed (pursuant to the Shareholders Agreement in the case of NTT Communications and pursuant to the Cooperation Agreement in the case of NTT DOCOMO) to use its best efforts to procure that the Company not take the following actions without the consent of First Pacific and certain of its affiliates, as well as other parties bound by the provisions of the Shareholders Agreement:

- new business activities other than those we currently engage in;

- merger or consolidation;
- winding up or liquidation of the Company; and
- applying to a court to order a meeting of creditors or to sanction any compromise or arrangement between creditors and shareholders of the Company.

As the Company is not a party to the Shareholders Agreement, these contractual rights held by NTT Communications, NTT DOCOMO, First Pacific and certain of First Pacific's affiliates are not directly enforceable against the Company.

Pursuant to amendments effected by the Cooperation Agreement to the Stock Purchase and Strategic Investment Agreement and the Shareholders Agreement, upon NTT Communications and NTT DOCOMO and their respective subsidiaries owning in the aggregate 20% or more of PLDT's shares of common stock and for as long as they continue to own in the aggregate at least 17.5% of PLDT's shares of common stock then outstanding, NTT DOCOMO has additional rights under the Stock Purchase and Strategic Investment Agreement and Shareholders Agreement, including that:

- NTT DOCOMO is entitled to nominate one additional NTT DOCOMO nominee to the board of directors of each of PLDT and Smart;
- PLDT must consult NTT DOCOMO no later than 30 days prior to the first submission to the board of PLDT or certain of its committees of any proposal of investment in an entity that would primarily engage in a business that would be in direct competition or substantially the same business opportunities, customer base, products or services with business carried on by NTT DOCOMO, or which NTT DOCOMO has announced publicly an intention to carry on;
- PLDT must procure that Smart does not cease to carry on its business, dispose of all of its assets, issue common shares, merge or consolidate, or effect winding up or liquidation without PLDT first consulting with NTT DOCOMO no later than 30 days prior to the first submission to the board of PLDT or Smart, or certain of its committees; and
- PLDT must first consult with NTT DOCOMO no later than 30 days prior to the first submission to the board of PLDT or certain of its committees for the approval of any transfer of Smart's common capital stock by any member of the PLDT Group to any person who is not a member of the PLDT Group.

Security Ownership of Directors and Key Officers

The following are the number of PLDT common shares owned of record and/or beneficially by the directors/independent directors, CEO and other key officers of PLDT as at January 31, 2015:

Name of Record and Address	Citizenship	Title of Class	Number of shares ⁽¹⁾	Amount of Holdings <small>(Based on par value)</small>	Percentage of Class
Manuel V. Pangilinan Chairman of the Board 7/F Ramon Cojuangco Bldg., Makati Avenue, Makati City	Filipino	Common	245,450	Php1,227,250	0.113605
Napoleon L. Nazareno Director President and CEO 7/F Ramon Cojuangco Bldg., Makati Avenue, Makati City	Filipino	Common	20,299 ⁽²⁾	101,495	0.009395
Helen Y. Dee Director 10/F Grepalife Bldg. 221 Sen. Gil Puyat Ave., Makati City	Filipino	Common	1,178 ⁽²⁾	5,890	0.000545
James L. Go Director 43/F Robinson's Equitable Tower ADB Avenue corner Poveda Road Ortigas Center, Pasig City	Filipino	Common	134,914 ⁽²⁾	674,570	0.062444
Setsuya Kimura Director 6/F Ramon Cojuangco Bldg., Makati Avenue, Makati City	Japanese	Common	1	5	0.000000
Hideaki Ozaki Director 4-12-22-301 Fukasawa Setagaya-ku Tokyo 158-0081, Japan	Japanese	Common	1	5	0.000000

Name of Record and Address	Citizenship	Title of Class	Number of shares ⁽¹⁾	Amount of Holdings	Percentage of Class
Pedro E. Roxas Independent Director 7/F Cacho-Gonzales Bldg., 101 Aguirre St., Legaspi Village Makati City	Filipino	Common	231 ⁽²⁾	1,155	0.000107
Juan B. Santos Director Chairman, Social Security Commission 12/F SSS Building, Ayala Ave., cor Herrera St., Makati City 1227	Filipino	Common	2	10	0.000001
Alfred V. Ty Independent Director 20/F GT Tower Ayala Avenue, Makati City	Filipino	Common	1	5	0.000000
Tony Tan Caktiong Director 10/F Jollibee Plaza Emerald Avenue, Ortigas Center Pasig City	Filipino	Common	1	5	0.000000
Ray C. Espinosa Director Regulatory Affairs and Policies Group 10/F PLDT-MGO Bldg., Legaspi cor. Dela Rosa Sts., Makati City	Filipino	Common	15,743 ⁽²⁾	78,715	0.007287
Ma. Lourdes C. Rausa-Chan Director Corporate Secretary, Chief Governance Officer and Senior Vice President, Corporate Affairs and Legal Services 9/F PLDT-MGO Bldg., Legaspi cor. Dela Rosa Sts., Makati City	Filipino	Common	699 ⁽²⁾	3,495	0.000324
Artemio V. Panganiban Independent Director 1203 Acacia St., Dasmariñas Village Makati City	Filipino	Common	1,771 ⁽²⁾	8,855	0.000820
Ernesto R. Alberto Executive Vice President, Enterprise, International and Carrier Business Group 7/F Ramon Cojuangco Bldg., Makati Avenue, Makati City	Filipino	Common	-	-	-
Isaias P. Fermin Executive Vice President PLDT HOME Business 7/F Ramon Cojuangco Bldg., Makati Avenue, Makati City	Filipino	Common	-	-	-
Anabelle L. Chua Treasurer and Senior Vice President, Corporate Finance and Treasury 26/F Smart Tower Ayala Avenue, Makati City	Filipino	Common	12,028 ⁽²⁾	60,140	0.005567
Rene G. Bañez Senior Vice President, Supply Chain and Asset Protection and Management Group 6/F Ramon Cojuangco Bldg., Makati Avenue, Makati City	Filipino	Common	1	5	0.000000
Menardo G. Jimenez, Jr. Senior Vice President, Human Resources, Business Transformation Office 6/F Ramon Cojuangco Bldg., Makati Avenue, Makati City	Filipino	Common	22	110	0.000010
Jun R. Florencio Senior Vice President, Internal Audit and Fraud Risk Management 6/F PLDT-MGO Bldg., Legaspi cor. Dela Rosa Sts., Makati City	Filipino	Common	515 ⁽²⁾	2,575	0.000238
Alejandro O. Caeg Senior Vice President, International and Carrier Business Head 9/F PLDT-MGO Bldg., Legaspi cor. Dela Rosa Sts., Makati City	Filipino	Common	200 ⁽²⁾	1,000	0.000093

Name of Record and Address	Citizenship	Title of Class	Number of shares ⁽¹⁾	Amount of Holdings	Percentage of Class
June Cheryl A. Cabal-Revilla First Vice President Financial Reporting and Controllership 11/F Ramon Cojuangco Bldg., Makati Avenue, Makati City	Filipino	Common	-	-	-

⁽¹⁾ As at December 31, 2009, under PLDT's ESOP, all of the options to purchase shares of common stock of executive officers and directors listed in the table above had been exercised. No options have been granted to non-executive directors. All outstanding options were exercisable at an exercise price of Php814 per share and expired on December 10, 2009. All outstanding options were fully vested as at December 10, 2004.

⁽²⁾ Includes PLDT common shares that have been lodged with the Philippine Central Depository, Inc.

⁽³⁾ Also includes 835 shares thru RCBC Trust for the account of Michelle Y. Dee-Santos and 245 shares under the name of Helen Y. Dee both thru PCD Nominee Corporation.

⁽⁴⁾ Includes 210 shares which were bought by a Trust controlled by Mr. Pedro E. Roxas for his children.

The aggregate number of shares of common stock directly and indirectly owned by directors, executive officers and advisors listed above, as at January 31, 2015, was 433,057, or approximately 0.200438% of PLDT's outstanding shares of common stock.

On January 28, 2014 the Board of Directors approved the redemption of all outstanding shares of PLDT's 10% Cumulative Convertible Preferred Stock Series HH which were issued in 2008 effective May 16, 2014.

Change in Control

There has been no change in control in respect of PLDT since 1998. We are not aware of any existing, pending or potential transaction which may result in such a change in control.

Item 12. Certain Relationships and Related Party Transactions

Related Party Transactions

Parties are considered to be related if one party has the ability, directly and indirectly, to control the other party or exercise significant influence over the other party in making financial and operating decisions. Parties are also considered to be related if they are subject to common control. Related parties maybe individuals or corporate entities. Transactions with related parties are on an arm's length basis similar to transactions with third parties. For PLDT's Guidelines on the Proper Handling of Related Party Transactions, please refer to:

<http://pldt.com/docs/default-source/policies/pldt-code-of-business-conduct-and-ethics.pdf?sfvrsn=4>

This website does not form part of this annual report on Form 17-A.

Settlement of outstanding balances of related party transactions at year-end occurs in cash. The PLDT Group has not recorded any impairment of receivables relating to amounts owed by related parties as at December 31, 2014 and 2013. This assessment is undertaken each financial year through examining the financial position of the related party and the market in which the related party operates.

The following table provides the summary of outstanding balances as at December 31, 2014 and 2013 transactions that have been entered into with related parties:

Classifications	Terms	Conditions	2014	2013
(in million pesos)				
<i>Indirect investment in joint ventures through PCEV:</i>				
Meralco	Accrued expenses and other current liabilities (Note 24)	Electricity charges – immediately upon receipt of invoice	367	317
		Pole rental – 45 days upon receipt of invoice	45	10
<i>Indirect investment in associate through ACeS Philippines:</i>				
AIL	Accrued expenses and other current liabilities (Note 24)	30 days upon receipt of invoice	50	44
<i>Transactions with major stockholders, directors and officers:</i>				
Asia Link B.V., or ALBV	Accounts payable (Note 23)	15 days from end of quarter	297	336
NTT World Engineering Marine Corporation	Accrued expenses and other current liabilities (Note 24)	1 st month of each quarter; non-interest-bearing	29	32
NTT Communications	Accrued expenses and other current liabilities (Note 24)	30 days upon receipt of invoice; non-interest-bearing	19	13
NTT Worldwide Telecommunications Corporation	Accrued expenses and other current liabilities (Note 24)	30 days upon receipt of invoice; non-interest-bearing	10	1
JGSHI and Subsidiaries	Accounts payable and accrued	Immediately upon	3	10

	Classifications	Terms	Conditions	2014	2013
				(in million pesos)	
	expenses and other current liabilities (Notes 23 and 24)	receipt of invoice			
NTT DOCOMO	Accrued expenses and other current liabilities (Note 24)	30 days upon receipt of invoice; non-interest-bearing	Unsecured	9	23
Malayan Insurance Co., Inc., or Malayan	Accrued expenses and other current liabilities (Note 24)	Immediately upon receipt of invoice	Unsecured	5	9
<i>Others:</i>					
Various	Trade and other receivables (Note 17)	30 days upon receipt of invoice	Unsecured; no impairment	2,490	1,243

The following table provides the summary of transactions that have been entered into with related parties for the years ended December 31, 2014, 2013 and 2012 in relation with the table above.

	Classifications	2014	2013	2012
			(in million pesos)	
<i>Indirect investment in joint ventures through PCEV:</i>				
Meralco	Repairs and maintenance	2,929	3,049	3,096
	Rent	298	250	250
Meralco Industrial Engineering Services Corporation, or MIESCOR	Construction-in-progress	83	48	35
	Repairs and maintenance	81	68	51
Republic Surety and Insurance Co., Inc., or RSIC	Insurance and security services	3	3	3
<i>Indirect investment in associate through ACeS Philippines:</i>				
AIL	Cost of sales (Note 5)	25	50	80
<i>Transactions with major stockholders, directors and officers:</i>				
JGSHI and Subsidiaries	Rent	93	95	82
	Repairs and maintenance	46	14	67
	Communication, training and travel	5	13	14
	Professional and other contracted services	–	1	1
	Selling and promotions	–	3	6
ALBV	Professional and other contracted services	222	289	332
Malayan	Insurance and security services	206	231	234
NTT DOCOMO	Professional and other contracted services	67	73	56
NTT World Engineering Marine Corporation	Repairs and maintenance	26	14	32
NTT Worldwide Telecommunications Corporation	Selling and promotions	15	15	13
NTT Communications	Professional and other contracted services	75	73	69
	Rent	12	10	10
<i>Others:</i>				
Various	Revenues	761	717	418

For a detailed discussion of our material related party transactions, see *Note 25 – Related Party Transactions* to the accompanying audited consolidated financial statements in Item 7. “Financial Statements”.

Except for the transactions discussed in Item 1. “Description of Business – Subsidiaries – Investment in PDRs of MediaQuest” and *Note 25 – Related Party Transactions* to the accompanying audited consolidated financial statements in Item 7. “Financial Statements”, there were no other material related party transactions during the last three financial years, nor are there any material transactions currently proposed between PLDT and any: (i) director, officer, direct or indirect owner of 10% or more of the outstanding shares in PLDT; (ii) close family member of such director, officer or owner; (iii) associates of PLDT; (iv) enterprises controlling, controlled by or under common control with PLDT; or (v) enterprises in which a substantial interest in the voting power is owned, directly or indirectly, by any director, officer or owner of 10% or more of the outstanding shares in PLDT or any close family member of such director, key officer or owner, or collectively, the Related Parties.

There was no outstanding indebtedness at any time during the last three financial years that was owed to PLDT and/or its subsidiaries by any Related Party.

PART IV – CORPORATE GOVERNANCE

Item 13. Corporate Governance: Structure, Policies and Processes

PLDT’s Corporate Governance program, including structures, policies and processes are detailed in the Company’s Annual Corporate Governance Report which has been incorporated as Exhibit I of this Annual Report and is posted on the Corporate Governance section of the Company’s website <http://www.pldt.com/corporate-governance-in-pldt/policies-processes-and-practices/disclosures>.

PLDT is compliant with its Corporate Governance Manual which contains relevant provisions of the Revised Code of Corporate Governance and certain corporate governance standards under the U.S. Securities Exchange Act and New York Stock Exchange Company Manual.

Enterprise Risk Management

In 2014, the Group Enterprise Risk Management Department, or GRMD, continued the implementation of the PLDT Group's standard risk management process in critical operational units, specifically in the Information Technology Groups of both PLDT and Smart. A risk assessment exercise was also undertaken with the Joint Executive Committee to identify and prioritize the risks facing the organization. The exercise revealed Fast and Disruptive Pace of Technological Change as the top priority risk for 2014. Evolving Business Model, and Organization and People placed second and third, respectively.

PART V – EXHIBITS AND SCHEDULES

Item 14. Exhibits and Reports on SEC Form 17-C

Exhibits

Exhibit I – Annual Corporate Governance Report

Reports on SEC Form 17-C (Current Reports)

We reported the following items on SEC Form 17-C during the last two quarters of 2014:

Items Reported	Date Filed
1. Amended Manual on Corporate Governance	July 15, 2014
2. Investor's Briefing to discuss the Company's Financial and Operating Results for the six months ended June 30, 2014	July 23, 2014
3. Clarification and/or confirmation of the news article entitled "PLDT 'Contemplating' Raising Money Anew" published in the August 4, 2014 issue of the <i>BusinessMirror</i>	August 4, 2014
4. Presentation materials to discuss the Company's Financial and Operating Results for the six months ended June 30, 2014	August 5, 2014
5. Cash dividend declaration on Common Stock and Series IV Cumulative Non-Convertible Redeemable Preferred Stock	August 5, 2014
6. Press release regarding the Company's unaudited consolidated financial results for the six months ended June 30, 2014	August 5, 2014
7. SEC Form 17-Q with Management's Discussion and Analysis and accompanying unaudited consolidated financial statements for the six months ended June 30, 2014	August 5, 2014
8. Press release entitled "PLDT and Rocket Internet announce a Global Strategic Partnership for the development of innovative online payment solutions in emerging markets"	August 7, 2014
9. Conference call to discuss "PLDT and Rocket Internet's Global Strategic Partnership for the development of innovative online payment solutions in emerging markets"	August 7, 2014
10. Presentation of materials to discuss "PLDT and Rocket Internet announce a Global Strategic Partnership for the development of innovative online payment solutions in emerging markets"	August 7, 2014
11. Press release entitled "PLDT welcomes United Internet AG's Strategic Investment in Rocket Internet"	August 18, 2014
12. Press release entitled "PLDT welcomes Rocket Internet's increased stakes in its leading e-commerce businesses"	August 26, 2014
13. Press release entitled "PLDT welcomes Rocket Internet's announcement of intention to float"	September 10, 2014
14. Press release entitled "Rocket Internet announces IPO price range"	September 24, 2014
15. Press release entitled "Smart launches Free mobile internet for prepaid subscribers" as released by our wholly-owned subsidiary, Smart Communications, Inc."	September 26, 2014
16. Press release entitled "Rocket Internet announces early closing of IPO and expected acceleration of first day of trading"	September 29, 2014
17. Clarification and/or confirmation of the news article entitled "PLDT to hike spending in '15" posted in <i>inquirer.net</i> on September 29, 2014	September 29, 2014
18. Approval of the following: (1) Promotions of Gene S. De Guzman and Gerardo Jose V. Castro; and (2) cash dividend on Voting Preferred Stock payable on October 15, 2014	September 30, 2014
19. Press release entitled "Rocket Internet prices IPO at top price range"	October 2, 2014
20. Press release entitled "Smart, Sun expand free internet offer to postpaid and broadband subs, extend promo to January" as released by our wholly-owned subsidiary, Smart Communications, Inc.	October 7, 2014
21. Conference call to discuss the Company's Financial and Operating Results for the nine months ended September 30, 2014	October 22, 2014
22. PLDT statement on published articles commenting on the temporary restraining order issued by the Court of Appeals with respect to the proposed rehabilitation plan of Bayan Telecommunications	October 30, 2014
23. Press release regarding the Company's unaudited consolidated financial results for the nine months ended September 30, 2014	November 4, 2014
24. Cash dividend declaration on Series IV Cumulative Non-Convertible Redeemable Preferred Stock	November 4, 2014
25. Presentation materials in connection with the teleconference to discuss the Company's Financial and Operating Results for the nine months ended September 30, 2014	November 4, 2014

Items Reported	Date Filed
26. SEC Form 17-Q with Management's Discussion and Analysis and accompanying unaudited consolidated financial statements for the nine months ended September 30, 2014	November 4, 2014
27. Clarification of news report entitled "First Pacific Group sets Php100 billion capex in 2015" posted in <i>Manila Bulletin (internet edition)</i> on November 9, 2014	November 11, 2014
28. Cash dividend declaration on Voting Preferred Stock	December 2, 2014
29. Approval by the Board of the Amendment of the Company's By-Laws	December 2, 2014




SIGNATURES

Pursuant to the requirements of Section 17 of the Securities Regulation Code and Section 141 of the Corporation Code of the Philippines, this annual report is signed on behalf of the registrant by the undersigned, thereunto duly authorized, in the City of Makati on March 26, 2015.

PHILIPPINE LONG DISTANCE TELEPHONE COMPANY
Registrant

By:



NAPOLÉON L. NAZARENO

Principal Executive Officer and
Principal Operating Officer



MA. LOURDES C. RAUSA-CHAN

Corporate Secretary



ANABELLE LIM-CHUA

Principal Financial Officer and Treasurer



JUNE CHERYL A. CABAL-REVILLA

Principal Accounting Officer and Controller

SUBSCRIBED AND SWORN to before me this 26th day of March 2015, affiants exhibiting to me their Passports, as follows:

Name	Passport No.	Date of Expiry	Place of Issue
Napoleon L. Nazareno	EB8091848	May 10, 2018	DFA, Manila
Ma. Lourdes C. Rausa-Chan	EB3934720	October 23, 2016	DFA, Manila
Anabelle Lim-Chua	EC0996611	May 2, 2019	DFA, Manila
June Cheryl A. Cabal-Revilla	EB5029955	March 28, 2017	DFA, Manila



Notary Public
MICHAEL G. URETA

Notary Public for the City of Makati

Until December 31, 2015

Appointment No. M-110

Roll of Attorneys No. 39016

PTR O.R. No. 4754869 - 01/09/15 Makati City

IBP Lifetime No. 04837 - 06/19/03

9/F, MGO Bldg. Legazpi St. Legazpi Vill., Makati City. ***

Doc. No. 300
Page No. 61
Book No. I
Series of 2015.



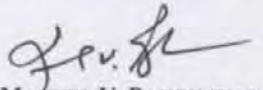
March 3, 2015

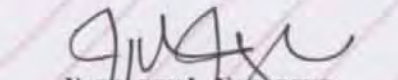
**STATEMENT OF MANAGEMENT'S RESPONSIBILITY
FOR CONSOLIDATED FINANCIAL STATEMENTS**

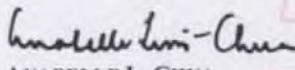
We are responsible for the preparation and fair presentation of the consolidated financial statements of Philippine Long Distance Telephone Company and Subsidiaries as at December 31, 2014 and 2013, and for each of the three years in the period ended December 31, 2014, in accordance with Philippine Financial Reporting Standards. This responsibility includes designing and implementing internal controls relevant to the preparation and fair presentation of the consolidated financial statements that are free from material misstatement, whether due to fraud or error, selecting and applying appropriate accounting policies, and making accounting estimates that are reasonable in the circumstances.

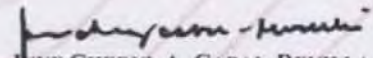
Our Board of Directors reviews our consolidated financial statements before these are approved and submitted to our Stockholders.

SyCip Gorres Velayo & Co., the independent auditors, appointed by our Audit Committee has examined our consolidated financial statements as at December 31, 2014 and 2013, and for each of the three years in the period ended December 31, 2014 in accordance with Philippine Standards on Auditing, and in its report to our Stockholders and our Board of Directors dated March 3, 2015, has expressed its opinion on the fairness of presentation upon completion of such examination.


MANUEL V. PANGILINAN
Chairman of the Board



NAPOLEON L. NAZARENO
President and Chief Executive Officer


ANABELLE L. CHUA
Senior Vice President and Treasurer


JUNE CHERYL A. CABAL-REVILLA
First Vice President and Controller

SUBSCRIBED AND SWORN to before me this 03rd day of March 2015 affiants exhibiting to me their Passport, as follows:

Name	Passport No.	Date of Expiry	Place of Issue
Manuel V. Pangilinan	EC1452578	June 19, 2019	DFA, Manila
Napoleon L. Nazareno	EB8091848	May 10, 2018	DFA, Manila
Anabelle L. Chua	EC0996611	May 02, 2019	DFA, Manila
June Cheryl A. Cabal-Revilla	EB5029955	March 28, 2017	DFA, Manila


Notary Public

ROSA NATIVIDAD P. VILLANUEVA
Notary Public for the City of Makati
Until December 31, 2015
Appointment No. M-111
Roll of Attorneys No. 54494
PTR O.R. No. 4754873 - 01/09/15 Makati City
IBP Lifetime No. 06639 - 04/10/07
9/F.MGO Bldg., Legazpi St. Legazpi Vill., Makati City, MM

Doc. No. 512 ;
Page No. 104 ;
Book No. II ;
Series of 2015.

BUREAU OF INTERNAL REVENUE
LARGE TAXPAYER DIVISION
CREDIT FACILITIES ASSISTANCE DIVISION
Date 20 MAR 2015 SDS



PHILIPPINE LONG DISTANCE TELEPHONE COMPANY AND SUBSIDIARIES

CONSOLIDATED FINANCIAL STATEMENTS

**AS AT DECEMBER 31, 2014 AND 2013
AND FOR THE YEARS ENDED DECEMBER 31, 2014, 2013 AND 2012**

AND

INDEPENDENT AUDITORS' REPORT

INDEPENDENT AUDITORS' REPORT

The Stockholders and the Board of Directors
Philippine Long Distance Telephone Company
Ramon Cojuangco Building
Makati Avenue, Makati City

We have audited the accompanying consolidated financial statements of Philippine Long Distance Telephone Company and its subsidiaries, which comprise the consolidated statements of financial position as at December 31, 2014 and 2013, and the consolidated income statements, statements of comprehensive income, statements of changes in equity and statements of cash flows for each of the three years in the period ended December 31, 2014, and a summary of significant accounting policies and other explanatory information.

Management's Responsibility for the Consolidated Financial Statements

Management is responsible for the preparation and fair presentation of these consolidated financial statements in accordance with Philippine Financial Reporting Standards, and for such internal control as management determines is necessary to enable the preparation of consolidated financial statements that are free from material misstatement, whether due to fraud or error.

Auditors' Responsibility

Our responsibility is to express an opinion on these consolidated financial statements based on our audits. We conducted our audits in accordance with Philippine Standards on Auditing. Those standards require that we comply with ethical requirements and plan and perform the audit to obtain reasonable assurance about whether the consolidated financial statements are free from material misstatement.

An audit involves performing procedures to obtain audit evidence about the amounts and disclosures in the consolidated financial statements. The procedures selected depend on the auditor's judgment, including the assessment of the risks of material misstatement of the consolidated financial statements, whether due to fraud or error. In making those risk assessments, the auditor considers internal control relevant to the entity's preparation and fair presentation of the consolidated financial statements in order to design audit procedures that are appropriate in the circumstances, but not for the purpose of expressing an opinion on the effectiveness of the entity's internal control. An audit also includes evaluating the appropriateness of accounting policies used and the reasonableness of accounting estimates made by management, as well as evaluating the overall presentation of the consolidated financial statements.

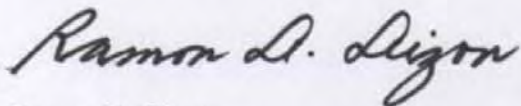
We believe that the audit evidence we have obtained is sufficient and appropriate to provide a basis for our audit opinion.



Opinion

In our opinion, the consolidated financial statements present fairly, in all material respects, the financial position of Philippine Long Distance Telephone Company and its subsidiaries as at December 31, 2014 and 2013, and their financial performance and their cash flows for each of the three years in the period ended December 31, 2014 in accordance with Philippine Financial Reporting Standards.

SYCIP GORRES VELAYO & CO.



Ramon D. Dizon

Partner

CPA Certificate No. 46047

SEC Accreditation No. 0077-AR-3 (Group A),

February 21, 2013, valid until February 20, 2016

Tax Identification No. 102-085-577

BIR Accreditation No. 08-001998-17-2012,

April 11, 2012, valid until April 10, 2015

PTR No. 4751276, January 5, 2015, Makati City

March 3, 2015



PHILIPPINE LONG DISTANCE TELEPHONE COMPANY AND SUBSIDIARIES

CONSOLIDATED STATEMENTS OF FINANCIAL POSITION
As at December 31, 2014 and 2013
(in million pesos)

	2014	2013
ASSETS		
Noncurrent Assets		
Property, plant and equipment (Notes 3, 5, 9, 13 and 21)	191,984	192,665
Investments in associates, joint ventures and deposits (Notes 3, 4, 10 and 25)	42,046	41,310
Available-for-sale financial investments (Notes 6, 11 and 28)	28,086	220
Investment in debt securities and other long-term investments – net of current portion (Notes 12 and 28)	960	2,643
Investment properties (Notes 3, 6, 9 and 13)	1,816	1,222
Goodwill and intangible assets (Notes 3, 14 and 15)	72,842	73,918
Deferred income tax assets – net (Notes 3, 4 and 7)	17,131	14,181
Derivative financial assets – net of current portion (Note 28)	94	24
Prepayments – net of current portion (Notes 3, 19, 25 and 26)	2,924	3,031
Advances and other noncurrent assets – net of current portion (Note 28)	3,218	2,761
Total Noncurrent Assets	361,101	331,975
Current Assets		
Cash and cash equivalents (Notes 16 and 28)	26,659	31,905
Short-term investments (Note 28)	643	718
Trade and other receivables (Notes 3, 5, 17, 25 and 28)	29,151	17,564
Inventories and supplies (Notes 5 and 18)	3,706	3,184
Current portion of derivative financial assets (Note 28)	2	10
Current portion of investment in debt securities and other long-term investments (Notes 12 and 28)	295	–
Current portion of prepayments (Note 19)	6,406	6,054
Current portion of advances and other noncurrent assets (Notes 20 and 28)	8,332	8,248
Total Current Assets	75,194	67,663
TOTAL ASSETS	436,295	399,638
EQUITY AND LIABILITIES		
Equity (Note 28)		
Non-voting serial preferred stock (Notes 8 and 20)	360	360
Voting preferred stock (Note 20)	150	150
Common stock (Notes 8 and 20)	1,093	1,093
Treasury stock (Notes 8 and 20)	(6,505)	(6,505)
Capital in excess of par value (Note 20)	130,521	130,562
Retained earnings (Note 20)	17,030	22,968
Other comprehensive income (Note 6)	(8,285)	(11,481)
Total Equity Attributable to Equity Holders of PLDT (Note 28)	134,364	137,147
Noncontrolling interests (Note 6)	304	179
TOTAL EQUITY	134,668	137,326
Noncurrent Liabilities		
Interest-bearing financial liabilities – net of current portion (Notes 3, 9, 21 and 28)	115,400	88,930
Deferred income tax liabilities – net (Notes 4 and 7)	4,427	4,437
Derivative financial liabilities – net of current portion (Note 28)	1,480	1,869
Customers' deposits (Note 28)	2,438	2,545
Pension and other employee benefits (Notes 3, 5 and 26)	13,131	13,439
Deferred credits and other noncurrent liabilities (Notes 3, 5, 9, 22 and 28)	21,924	22,045
Total Noncurrent Liabilities	158,780	133,285
Current Liabilities		
Accounts payable (Notes 23, 25, 27 and 28)	40,923	34,882
Accrued expenses and other current liabilities (Notes 3, 20, 21, 24, 25, 26 and 28)	82,678	74,256
Current portion of interest-bearing financial liabilities (Notes 3, 9, 21 and 28)	14,729	15,171
Provision for claims and assessments (Notes 3 and 27)	897	897
Dividends payable (Notes 20 and 28)	1,070	932
Current portion of derivative financial liabilities (Note 28)	254	105
Income tax payable (Note 7)	2,296	2,804
Total Current Liabilities	142,847	129,047
TOTAL LIABILITIES	301,627	262,312
TOTAL EQUITY AND LIABILITIES	436,295	399,638

See accompanying Notes to Consolidated Financial Statements.



PHILIPPINE LONG DISTANCE TELEPHONE COMPANY AND SUBSIDIARIES

CONSOLIDATED INCOME STATEMENTS

For the Years Ended December 31, 2014, 2013 and 2012

(in million pesos, except earnings per common share amounts which are in pesos)

	2014	2013	2012
REVENUES			
Service revenues (Notes 3 and 4)	165,070	164,052	159,738
Non-service revenues (Notes 3, 4 and 5)	5,892	4,279	3,295
	170,962	168,331	163,033
EXPENSES			
Depreciation and amortization (Notes 3, 4 and 9)	31,379	30,304	32,354
Compensation and employee benefits (Notes 3, 5 and 26)	18,749	21,369	21,999
Repairs and maintenance (Notes 13, 18 and 25)	14,988	13,107	12,604
Cost of sales (Notes 5, 18 and 25)	13,512	11,806	8,747
Selling and promotions (Note 25)	10,619	9,776	9,708
Interconnection costs	10,507	10,610	11,105
Professional and other contracted services (Note 25)	7,748	7,173	6,050
Rent (Notes 3 and 25)	6,605	6,041	5,860
Asset impairment (Notes 3, 4, 5, 9, 10, 17, 18 and 28)	6,046	5,543	5,286
Taxes and licenses (Note 27)	4,563	3,925	3,506
Insurance and security services (Note 25)	1,884	1,815	1,564
Communication, training and travel (Note 25)	1,552	1,417	1,353
Amortization of intangible assets (Notes 3, 4 and 15)	1,149	1,020	921
Other expenses	1,156	1,609	1,472
	130,457	125,515	122,529
	40,505	42,816	40,504
OTHER INCOME (EXPENSES)			
Equity share in net earnings of associates and joint ventures (Notes 4 and 10)	3,841	2,742	1,538
Interest income (Notes 4, 5, 12 and 16)	752	932	1,354
Gains (losses) on derivative financial instruments – net (Notes 4 and 28)	(101)	511	(2,009)
Foreign exchange gains (losses) – net (Notes 4, 9 and 28)	(382)	(2,893)	3,282
Financing costs – net (Notes 4, 5, 9, 21 and 28)	(5,320)	(6,589)	(6,876)
Other income – net (Notes 3, 4 and 13)	4,853	4,113	5,813
	3,643	(1,184)	3,102
INCOME BEFORE INCOME TAX FROM CONTINUING OPERATIONS (Note 4)			
	44,148	41,632	43,606
PROVISION FOR INCOME TAX (Notes 3, 4 and 7)			
	10,058	8,248	8,050
NET INCOME FROM CONTINUING OPERATIONS (Note 4)			
	34,090	33,384	35,556
NET INCOME FROM DISCONTINUED OPERATIONS (Notes 2, 4 and 8)			
	–	2,069	543
NET INCOME (Note 4)			
	34,090	35,453	36,099
ATTRIBUTABLE TO:			
Equity holders of PLDT (Notes 4 and 8)	34,091	35,420	36,148
Noncontrolling interests (Notes 4 and 8)	(1)	33	(49)
	34,090	35,453	36,099
Earnings Per Share Attributable to Common Equity Holders of PLDT (Notes 4 and 8)			
Basic	157.51	163.67	167.07
Diluted	157.51	163.67	167.07
Earnings Per Share from Continuing Operations Attributable to Common Equity Holders of PLDT (Notes 4 and 8)			
Basic	157.51	154.09	164.55
Diluted	157.51	154.09	164.55

See accompanying Notes to Consolidated Financial Statements.



PHILIPPINE LONG DISTANCE TELEPHONE COMPANY AND SUBSIDIARIES

CONSOLIDATED STATEMENTS OF COMPREHENSIVE INCOME
For the Years Ended December 31, 2014, 2013 and 2012
(in million pesos)

	2014	2013	2012
NET INCOME (Note 4)	34,090	35,453	36,099
OTHER COMPREHENSIVE INCOME (LOSS) - NET OF TAX (Note 6)			
Net gains (losses) on available-for-sale financial investments:	8,144	(8)	23
Gains (losses) from changes in fair value recognized during the year (Note 11)	8,144	(7)	25
Income tax related to fair value adjustments charged directly to equity (Note 7)	-	(1)	(2)
Share in the other comprehensive income (loss) of associates and joint ventures accounted for using the equity method (Note 10)	34	(92)	-
Foreign currency translation differences of subsidiaries	(3)	794	(795)
Net transactions on cash flow hedges:	(74)	(16)	92
Net fair value gains (losses) on cash flow hedges (Note 28)	(94)	-	92
Income tax related to fair value adjustments charged directly to equity (Note 7)	20	(16)	-
Net other comprehensive income (loss) to be reclassified to profit or loss in subsequent years	8,101	678	(680)
Revaluation increment on investment properties:	364	(1)	31
Fair value adjustment of property, plant and equipment transferred to investment properties during the year (Note 13)	476	-	1
Depreciation of revaluation increment in investment properties transferred to property, plant and equipment (Note 9)	(2)	(2)	(2)
Income tax related to revaluation increment charged directly to equity (Note 7)	(110)	1	32
Share in the other comprehensive income (loss) of associates and joint ventures accounted for using the equity method (Note 10)	(391)	1,112	-
Actuarial losses on defined benefit obligations:	(4,874)	(9,156)	(6,233)
Remeasurement in actuarial losses on defined benefit obligations	(6,952)	(13,005)	(8,885)
Income tax related to remeasurement adjustments (Note 7)	2,078	3,849	2,652
Net other comprehensive loss not to be reclassified to profit or loss in subsequent years	(4,901)	(8,045)	(6,202)
Total Other Comprehensive Income (Loss) - Net of Tax	3,200	(7,367)	(6,882)
TOTAL COMPREHENSIVE INCOME	37,290	28,086	29,217
ATTRIBUTABLE TO:			
Equity holders of PLDT	37,287	28,061	29,268
Noncontrolling interests	3	25	(51)
	37,290	28,086	29,217

See accompanying Notes to Consolidated Financial Statements.




PHILIPPINE LONG DISTANCE TELEPHONE COMPANY AND SUBSIDIARIES

CONSOLIDATED STATEMENTS OF CHANGES IN EQUITY
For the Years Ended December 31, 2014, 2013 and 2012
(in million pesos)

	Preferred Stock	Common Stock	Treasury Stock	Capital in Excess of Par Value	Retained Earnings	Other Comprehensive Income (Loss)	Reserves of a Disposal Group Classified as Held-for-Sale	Total Equity Attributable to Equity Holders of PLDT	Noncontrolling Interests	Total Equity
Balances as at January 1, 2014	510	1,093	(6,506)	130,562	22,968	(11,481)	-	137,147	179	137,326
Total comprehensive income:	-	-	-	-	34,091	3,196	-	37,287	3	37,290
Net income (Notes 4 and 8)	-	-	-	-	34,091	-	-	34,091	(1)	34,090
Other comprehensive income (Note 6)	-	-	-	-	-	3,196	-	3,196	4	3,200
Cash dividends (Note 20)	-	-	-	-	(40,029)	-	-	(40,029)	(29)	(40,058)
Issuance of capital stock - net (Note 23)	-	-	-	-	-	-	-	-	163	163
Acquisition and dilution of noncontrolling interests (Notes 7 and 14)	-	-	-	(41)	-	-	-	(41)	(12)	(53)
Balances as at December 31, 2014	510	1,093	(6,506)	130,521	17,030	(8,285)	-	134,364	304	134,668
Balances as at January 1, 2013	510	1,093	(6,506)	130,566	25,416	(3,387)	(2,143)	145,550	184	145,734
Total comprehensive income:	-	-	-	-	35,420	(7,359)	-	28,061	25	28,086
Net income (Notes 4 and 8)	-	-	-	-	35,420	-	-	35,420	33	35,453
Other comprehensive loss (Note 6)	-	-	-	-	-	(7,359)	-	(7,359)	(8)	(7,367)
Cash dividends (Note 20)	-	-	-	-	(37,868)	-	-	(37,868)	(40)	(37,914)
Discontinued operations (Notes 7 and 8)	-	-	-	-	-	(735)	2,143	1,408	-	1,408
Acquisition and dilution of noncontrolling interests	-	-	-	(4)	-	-	-	(4)	16	12
Balances as at December 31, 2013	510	1,093	(6,506)	130,562	22,968	(11,481)	-	137,147	179	137,326
Balances as at January 1, 2012	4,419	1,095	(6,506)	127,246	26,100	1,465	-	153,860	380	154,240
Total comprehensive income:	-	-	-	-	36,148	(6,883)	-	29,265	(51)	29,217
Net income (Notes 4 and 8)	-	-	-	-	36,148	-	-	36,148	(49)	36,099
Other comprehensive loss (Note 6)	-	-	-	-	-	(6,883)	-	(6,883)	(2)	(6,885)
Cash dividends (Note 20)	-	-	-	-	(38,997)	-	-	(38,997)	(7)	(39,004)
Issuance of capital stock - net (Note 23)	121	8	-	4,423	-	-	-	4,551	-	4,551
Redemption of preferred shares (Note 23)	(4,129)	-	-	-	-	-	-	(4,129)	-	(4,129)
Revaluation increment received from other comprehensive income taken to retained earnings (Note 6)	-	-	-	-	105	(105)	-	-	-	-
Discontinued operations (Notes 7 and 8)	-	-	-	-	-	2,143	(2,143)	-	-	-
Acquisition and dilution of noncontrolling interests	-	-	-	(1,103)	-	-	-	(1,103)	(144)	(1,247)
Balances as at December 31, 2012	510	1,093	(6,506)	130,568	25,416	(3,387)	(2,143)	145,550	184	145,734

See accompanying Notes to Consolidated Financial Statements.




PHILIPPINE LONG DISTANCE TELEPHONE COMPANY AND SUBSIDIARIES

CONSOLIDATED STATEMENTS OF CASH FLOWS
For the Years Ended December 31, 2014, 2013 and 2012
(in million pesos)

	2014	2013	2012
CASH FLOWS FROM OPERATING ACTIVITIES			
Income before income tax and noncontrolling interest from continuing operations	44,148	41,632	43,606
Income before income tax and noncontrolling interest from discontinued operations (Note 2)	-	2,124	971
Income before income tax (Note 4)	44,148	43,756	44,577
Adjustments for:			
Depreciation and amortization (Notes 3, 4 and 9)	31,379	30,457	32,820
Asset impairment (Notes 3, 4, 5, 9, 10, 17 and 18)	6,046	5,545	5,289
Interest on loans and other related items - net (Notes 4, 5, 9, 21 and 26)	4,987	4,669	5,430
Pension benefit costs (Notes 3, 5 and 26)	1,702	434	678
Amortization of intangible assets (Notes 3, 4 and 15)	1,149	1,075	1,101
Foreign exchange losses (gains) - net (Notes 4, 9 and 28)	382	2,889	(3,243)
Incentive plans (Notes 3, 5 and 26)	168	1,749	1,598
Accretion on financial liabilities - net (Notes 5, 21 and 28)	165	1,541	1,053
Losses (gains) on derivative financial instruments - net (Notes 4 and 28)	101	(512)	1,981
Losses (gains) on disposal of property, plant and equipment (Note 9)	42	86	(51)
Interest income (Notes 4, 5, 12 and 16)	(752)	(935)	(1,370)
Gains on disposal of associates (Note 10)	(1,448)	(2,056)	(1,760)
Equity share in net earnings of associates and joint ventures (Notes 4 and 10)	(3,841)	(2,604)	(1,538)
Gain on disposal of investments in subsidiaries	-	(2,404)	-
Gain on disposal of available-for-sale financial investments	-	-	(2,015)
Others	(950)	(401)	(1,170)
Operating income before changes in assets and liabilities	83,278	83,289	83,380
Decrease (increase) in:			
Trade and other receivables	(10,547)	(1,790)	(8,338)
Inventories and supplies	(507)	254	388
Prepayments	(150)	(663)	97
Advances and other noncurrent assets	(117)	(59)	(108)
Increase (decrease) in:			
Accounts payable	5,383	4,299	6,140
Accrued expenses and other current liabilities	6,146	2,615	11,112
Pension and other employee benefits	(5,586)	(2,611)	(2,245)
Customers' deposits	(108)	17	257
Other noncurrent liabilities	4	(29)	(205)
Net cash flows generated from operations	77,796	85,322	90,476
Income taxes paid	(11,781)	(11,559)	(10,106)
Net cash flows from operating activities	66,015	73,763	80,370
CASH FLOWS FROM INVESTING ACTIVITIES			
Dividends received (Note 10)	1,855	438	784
Interest received	582	845	1,294
Proceeds from:			
Maturity of investment in debt securities	3,022	241	380
Disposal of property, plant and equipment (Note 9)	253	1,546	199
Maturity of short-term investments	110	-	-
Collection of notes receivable	25	-	-
Disposal of investment properties (Note 13)	5	-	108
Disposal of investment (Note 2)	3	12,075	-
Sale of net assets held-for-sale	-	2,298	1,913
Disposal of available-for-sale financial investments	-	-	3,567

See accompanying Notes to Consolidated Financial Statements.



PHILIPPINE LONG DISTANCE TELEPHONE COMPANY AND SUBSIDIARIES


CONSOLIDATED STATEMENTS OF CASH FLOWS (continued)

For the Years Ended December 31, 2014, 2013 and 2012

(in million pesos)

	2014	2013	2012
Payments for:			
Purchase of short-term investments	(29)	(114)	(22)
Purchase of shares of noncontrolling interests – net of cash acquired	(63)	(6)	(841)
Purchase of subsidiaries – net of cash acquired	(139)	–	(817)
Purchase of investments in associates and joint ventures	(300)	(7)	(2,842)
Deposit for future PDRs subscription (Note 10)	(300)	(5,550)	(6,000)
Acquisition of intangible assets (Note 15)	(330)	(290)	–
Interest paid – capitalized to property, plant and equipment (Notes 4, 5, 9 and 21)	(442)	(421)	(914)
Purchase of investment in debt securities	(1,420)	(2,287)	(208)
Purchase of available-for-sale financial investments (Note 11)	(19,711)	(16)	(4)
Increase in notes receivable	–	(1,224)	–
Additions to property, plant and equipment (Notes 4 and 9)	(34,317)	(28,417)	(35,482)
Increase in advances and other noncurrent assets	(490)	(156)	(173)
Net cash flows used in investing activities	(51,686)	(21,045)	(39,058)
CASH FLOWS FROM FINANCING ACTIVITIES			
Proceeds from:			
Availments of long-term debt (Note 21)	41,329	39,798	50,319
Issuance of capital stock (Note 20)	166	–	227
Availments of long-term financing for capital expenditures	–	868	–
Notes payable	–	–	1,825
Payments for:			
Obligations under finance leases	(6)	(12)	(12)
Redemption of shares	(51)	(5)	(62)
Long-term financing for capital expenditures	(84)	–	(1,471)
Debt issuance costs (Note 21)	(293)	(213)	(121)
Derivative financial instruments (Note 28)	(596)	(453)	(1,126)
Interest – net of capitalized portion (Notes 5 and 21)	(4,736)	(4,959)	(5,355)
Long-term debt (Note 21)	(15,726)	(57,033)	(45,341)
Cash dividends (Note 20)	(39,900)	(37,804)	(36,934)
Redemption of liabilities	–	–	(289)
Trust fund for redemption of shares	–	–	(5,561)
Notes payable	–	–	(4,727)
Net cash flows used in financing activities	(19,897)	(59,813)	(48,628)
NET EFFECT OF FOREIGN EXCHANGE RATE CHANGES ON CASH AND CASH EQUIVALENTS	322	704	(445)
NET DECREASE IN CASH AND CASH EQUIVALENTS	(5,246)	(6,391)	(7,761)
CASH AND CASH EQUIVALENTS AT BEGINNING OF THE YEAR (Note 16)	31,905	38,296	46,057
CASH AND CASH EQUIVALENTS AT END OF THE YEAR (Note 16)	26,659	31,905	38,296

See accompanying Notes to Consolidated Financial Statements.



PHILIPPINE LONG DISTANCE TELEPHONE COMPANY AND SUBSIDIARIES NOTES TO CONSOLIDATED FINANCIAL STATEMENTS

1. Corporate Information

The Philippine Long Distance Telephone Company, or PLDT, or the Parent Company, was incorporated under the old Corporation Law of the Philippines (Act 1459, as amended) on November 28, 1928, following the merger of four telephone companies under common U.S. ownership. Under its amended Articles of Incorporation, PLDT's corporate term is currently limited through 2028. In 1967, effective control of PLDT was sold by the General Telephone and Electronics Corporation, then a major shareholder since PLDT's incorporation, to a group of Filipino businessmen. In 1981, in furtherance of the then existing policy of the Philippine government to integrate the Philippine telecommunications industry, PLDT purchased substantially all of the assets and liabilities of the Republic Telephone Company, which at that time was the second largest telephone company in the Philippines. In 1998, certain subsidiaries of First Pacific Company Limited, or First Pacific, and its Philippine affiliates (collectively the First Pacific Group and its Philippine affiliates), acquired a significant interest in PLDT. On March 24, 2000, NTT Communications Corporation, or NTT Communications, through its wholly-owned subsidiary NTT Communications Capital (UK) Ltd., became PLDT's strategic partner with approximately 15% economic and voting interest in the issued and outstanding common stock of PLDT at that time. Simultaneous with NTT Communications' investment in PLDT, the latter acquired 100% of Smart Communications, Inc., or Smart. On March 14, 2006, NTT DOCOMO, Inc., or NTT DOCOMO, acquired from NTT Communications approximately 7% of PLDT's then outstanding common shares held by NTT Communications with NTT Communications retaining ownership of approximately 7% of PLDT's common shares. Since March 14, 2006, NTT DOCOMO has made additional purchases of shares of PLDT, and together with NTT Communications beneficially owned approximately 20% of PLDT's outstanding common stock as at December 31, 2014. NTT Communications and NTT DOCOMO are subsidiaries of NTT Holding Company. On February 28, 2007, Metro Pacific Asset Holdings, Inc., a Philippine affiliate of First Pacific, completed the acquisition of an approximately 46% interest in Philippine Telecommunications Investment Corporation, or PTIC, a shareholder of PLDT. This investment in PTIC represented an attributable interest of approximately 6% of the then outstanding common shares of PLDT and thereby raised First Pacific Group's and its Philippine affiliates' beneficial ownership to approximately 28% of PLDT's outstanding common stock as at that date. Since then, First Pacific Group's beneficial ownership interest in PLDT decreased by approximately 2%, mainly due to the holders of Exchangeable Notes, which were issued in 2005 by a subsidiary of First Pacific and exchangeable into PLDT shares owned by First Pacific Group, who fully exchanged their notes. First Pacific Group and its Philippine affiliates had beneficial ownership of approximately 26% in PLDT's outstanding common stock as at December 31, 2014. On October 26, 2011, PLDT completed the acquisition of a controlling interest in Digital Telecommunications Phils., Inc., or Digitel, from JG Summit Holdings, Inc., or JGSHI, and certain other seller-parties, or JG Summit Group. As payment for the assets acquired from JGSHI, PLDT issued approximately 27.7 million common shares. In November 2011, JGSHI sold 5.81 million and 4.56 million PLDT shares to a Philippine affiliate of First Pacific and NTT DOCOMO, respectively, pursuant to separate option agreements that JGSHI had entered into with a Philippine affiliate of First Pacific and NTT DOCOMO, respectively. As at December 31, 2014, the JG Summit Group beneficially owned approximately 8% of PLDT's outstanding common shares.

On October 16, 2012, PLDT and BTF Holdings, Inc., or BTFHI, a wholly-owned company of the Board of Trustees for the Account of the Beneficial Trust Fund, or PLDT Beneficial Trust Fund, created pursuant to PLDT's Benefit Plan, subscribed to 150 million newly issued shares of Voting Preferred Stock of PLDT, or Voting Preferred Shares, at a subscription price of Php1.00 per share for a total subscription price of Php150 million pursuant to a subscription agreement between BTFHI and PLDT dated October 15, 2012. As a result of the issuance of Voting Preferred Shares, the voting power of the NTT Group (NTT DOCOMO and NTT Communications), First Pacific Group and its Philippine affiliates, and JG Summit Group was reduced to 12%, 15% and 5%, respectively, as at December 31, 2014. See *Note 20 – Equity – Voting Preferred Stock* and *Note 27 – Provisions and Contingencies – In the Matter of the Wilson Gamboa Case and Jose M. Roy III Petition*.

The common shares of PLDT are listed and traded on the Philippine Stock Exchange, Inc., or PSE. On October 19, 1994, an American Depositary Receipt, or ADR, facility was established, pursuant to which Citibank N.A., as the depository, issued ADRs evidencing American Depositary Shares, or ADSs, with each ADS representing one PLDT common share with a par value of Php5 per share. Effective February 10, 2003, PLDT appointed JP Morgan Chase Bank as successor depository for PLDT's ADR facility. The ADSs are listed on the New York Stock Exchange, or NYSE, in the United States and are traded on the NYSE under the symbol "PHI". There were approximately 43 million ADSs outstanding as at December 31, 2014.

PLDT and our Philippine-based fixed line and wireless subsidiaries operate under the jurisdiction of the Philippine National Telecommunications Commission, or NTC, which jurisdiction extends, among other things, to approving major services offered and certain rates charged to customers.

We are the leading telecommunications service provider in the Philippines. Through our three business segments, wireless, fixed line and others, we offer the largest and most diversified range of telecommunications services across the Philippines' most extensive fiber optic backbone and wireless, fixed line and satellite networks. Our principal activities are discussed in *Note 4 – Operating Segment Information*.

Our registered office address is Ramon Cojuangco Building, Makati Avenue, Makati City, Philippines.

Our consolidated financial statements as at December 31, 2014 and 2013 and for the years ended December 31, 2014, 2013 and 2012 were approved and authorized for issuance by the Board of Directors on March 3, 2015, as reviewed and recommended for approval by the Audit Committee on February 27, 2015.

2. Summary of Significant Accounting Policies

Basis of Preparation

Our consolidated financial statements have been prepared in accordance with Philippine Financial Reporting Standards, or PFRSs, which conforms with the standards issued by the Philippine Financial Reporting Standards Council, or FRSC. The Parent Company files its separate financial statements with the Philippine Securities and Exchange Commission, or Philippine SEC.

Our consolidated financial statements have been prepared under the historical cost basis, except for derivative financial instruments, available-for-sale financial investments, certain short-term investments and investment properties that have been measured at fair values.

Our consolidated financial statements are presented in Philippine peso, PLDT's functional and presentation currency, and all values are rounded to the nearest million, except when otherwise indicated.

Basis of Consolidation

Our consolidated financial statements include the financial statements of PLDT and the following subsidiaries (collectively, the “PLDT Group”) as at December 31, 2014 and 2013:

Name of Subsidiary	Place of Incorporation	Principal Business Activity	Percentage of Ownership			
			2014		2013	
			Direct	Indirect	Direct	Indirect
Wireless						
Smart:	Philippines	Cellular mobile services	100.0	–	100.0	–
Smart Broadband, Inc., or SBI, and Subsidiary	Philippines	Internet broadband distribution services	–	100.0	–	100.00
Primeworld Digital Systems, Inc., or PDSI	Philippines	Internet broadband distribution services	–	100.0	–	100.00
I-Contacts Corporation	Philippines	Call center services	–	100.0	–	100.00
Smart e-Money, Inc., or SMI, (formerly Smarthub, Inc.) ^(a)	Philippines	Provide and market certain mobile payment services	–	100.0	–	100.00
Smart Money Holdings Corporation, or SMHC	Cayman Islands	Investment company	–	100.0	–	100.00
Far East Capital Limited, or FECL, and Subsidiary, or FECL Group	Cayman Islands	Cost effective offshore financing and risk management activities for Smart	–	100.0	–	100.00
PH Communications Holdings Corporation	Philippines	Investment company	–	100.0	–	100.00
Francom Holdings, Inc.:	Philippines	Investment company	–	100.0	–	100.00
Connectivity Unlimited Resource Enterprise, or CURE	Philippines	Cellular mobile services	–	100.0	–	100.00
Chikka Holdings Limited, or Chikka, and Subsidiaries, or Chikka Group	British Virgin Islands	Content provider, mobile applications development and services	–	100.0	–	100.00
eInnovations Holdings Pte. Ltd. (formerly Smarthub Pte. Ltd.), or eInnovations ^(b) :	Singapore	Investment company	–	100.0	–	100.00
Takatack Pte. Ltd., or Takatack, (formerly SmartConnect Global Pte. Ltd.) ^(c)	Singapore	Development of leading enhanced data rates for GSM evolution, voice communications and information technology, or IT, based solutions	–	100.0	–	100.00
3 rd Brand Pte. Ltd., or 3 rd Brand	Singapore	Solutions and systems integration services	–	85.0	–	85.0
Voyager Innovations, Inc., or Voyager ^(d)	Philippines	Mobile applications development and services	–	100.0	–	100.00
Wifun, Inc., or Wifun ^(e)	Philippines	Software developer and selling of wifi access equipment	–	87.0	–	–
Telesat, Inc. ^(f)	Philippines	Satellite communications services	100.0	–	100.0	–
ACeS Philippines Cellular Satellite Corporation, or ACeS Philippines	Philippines	Satellite information and messaging services	88.5	11.5	88.5	11.5
Digitel Mobile Philippines, Inc., or DMPI, (a wholly-owned subsidiary of Digitel)	Philippines	Cellular mobile services	–	99.6	–	99.6
Fixed Line						
PLDT Clark Telecom, Inc., or ClarkTel	Philippines	Telecommunications services	100.0	–	100.0	–
PLDT Subic Telecom, Inc., or SubicTel	Philippines	Telecommunications services	100.0	–	100.0	–
PLDT Global Corporation, or PLDT Global, and Subsidiaries	British Virgin Islands	Telecommunications services	100.0	–	100.0	–
Smart-NTT Multimedia, Inc. ^(g)	Philippines	Data and network services	100.0	–	100.0	–
PLDT-Philcom, Inc., or Philcom, and Subsidiaries, or Philcom Group	Philippines	Telecommunications services	100.0	–	100.0	–
ePLDT, Inc., or ePLDT:	Philippines	Information and communications infrastructure for internet-based services, e-commerce, customer relationship management and IT related services	100.0	–	100.0	–
IP Converge Data Services, Inc., or IPCDSI, and Subsidiary, or IPCDSI Group ^(a)	Philippines	Information and communications infrastructure for internet-based services, e-commerce, customer relationship management and IT related services	–	100.0	–	100.0
iPlus Intelligent Network, Inc., or iPlus ^(b)	Philippines	Managed IT outsourcing	–	–	–	100.0
Curo Teknika, Inc., or Curo ^(c)	Philippines	Managed IT outsourcing	–	100.0	–	100.0

Name of Subsidiary	Place of Incorporation	Principal Business Activity	Percentage of Ownership				
			2014		2013		
			Direct	Indirect	Direct	Indirect	
ABM Global Solutions, Inc., or AGS, and Subsidiaries, or AGS Group ⁽⁶⁾	Philippines	Internet-based purchasing, IT consulting and professional services	–	99.8	–	99.2	
ePDS, Inc., or ePDS	Philippines	Bills printing and other related value-added services, or VAS	–	67.0	–	67.0	
netGames, Inc. ⁽⁶⁾	Philippines	Gaming support services	–	57.5	–	57.5	
Digitel:	Philippines	Telecommunications services	99.6	–	99.6	–	
Digitel Capital Philippines Ltd., or DCPL ⁽⁶⁾	British Virgin Islands	Telecommunications services	–	99.6	–	99.6	
Digitel Information Technology Services, Inc. ⁽⁶⁾	Philippines	Internet services	–	99.6	–	99.6	
PLDT-Maratel, Inc., or Maratel	Philippines	Telecommunications services	98.0	–	98.0	–	
Bonifacio Communications Corporation, or BCC	Philippines	Telecommunications, infrastructure and related VAS	75.0	–	75.0	–	
Pacific Global One Aviation Co., Inc., or PG1 ⁽⁶⁾	Philippines	Air transportation business	65.0	–	50.0	–	
Pilipinas Global Network Limited, or PGNL, and Subsidiaries ⁽⁶⁾	British Virgin Islands	Internal distributor of Filipino channels and content	64.6	–	60.0	–	
Others							
PLDT Global Investments Holdings, Inc., or PGIH, (formerly SPi Global Holdings, Inc.) ⁽⁶⁾	Philippines	Investment company	100.0	–	100.0	–	
PLDT Digital Investments Pte. Ltd., or PLDT Digital, and Subsidiary ⁽⁶⁾	Singapore	Investment company	100.0	–	–	–	
Mabuhay Investments Corporation, or MIC ⁽⁶⁾	Philippines	Investment company	67.0	–	67.0	–	
PLDT Global Investments Corporation, or PGIC	British Virgin Islands	Investment company	–	100.0	–	100.0	
PLDT Communications and Energy Ventures, Inc., or PCEV	Philippines	Investment company	–	99.9	–	99.8	

⁽⁶⁾ On July 12, 2013, the Philippine SEC, approved the change in the business name of Smarthub, Inc. to Smart e-Money, Inc.

⁽⁶⁾ On February 24, 2015, the Accounting and Corporate Regulatory Authority of Singapore approved the change in the business name of Smart Hub Pte. Ltd. to eInnovations.

⁽⁶⁾ On September 29, 2013, by a special resolution of the Board of Directors of SmartConnect Global Pte. Ltd., resolved to change its registered business name to Takatak Pte. Ltd.

⁽⁶⁾ On January 7, 2013, Voyager was registered with the Philippine SEC to provide mobile applications development and services.

⁽⁶⁾ On November 18, 2014, Smart acquired 86.96% equity interest in Wifun. See Note 14 – Business Combinations – Smart's Acquisition of Wifun.

⁽⁶⁾ Ceased commercial operations.

⁽⁶⁾ On January 28, 2014, IPCDSI acquired 100% equity interest in Rack I.T. Data Center, Inc., or Rack IT. See Note 14 – Business Combinations – IPCDSI's Acquisition of Rack IT.

⁽⁶⁾ On April 8, 2014, ePLDT sold its 100% stake in iPlus through management buyout for a consideration of Php42 million.

⁽⁶⁾ On October 30, 2013, Curo was incorporated to take-on the Outsourced IT Services as a result of the spin-off of iPlus.

⁽⁶⁾ In 2014, ePLDT acquired an additional 0.6% equity in AGS from its minority shareholders thereby increasing ePLDT's ownership in AGS from 99.2% to 99.8%.

⁽⁶⁾ Liquidated in January 2013.

⁽⁶⁾ Corporate life shortened until June 2013.

⁽⁶⁾ On March 10, 2014, PLDT acquired an additional 37.5 million shares of PG1, thereby increasing its ownership from 50% to 65%. See Note 10 – Investments in Associates, Joint Ventures and Deposits – Investment in PG1 and Note 14 – Business Combinations – PLDT's Additional Investment in PG1.

⁽⁶⁾ In September 2014, PLDT converted a receivable from PGNL amounting to US\$5.5 million as additional investment and infused additional cash amounting to US\$1.3 million thereby increasing its interest in PGNL from 60.0% to 64.6%.

⁽⁶⁾ On December 4, 2012, our Board of Directors authorized the sale of our Business Process Outsourcing, or BPO, segment, which was wholly-owned by PGIH. The sale was completed in April 2013. Consequently, as at December 31, 2013, the BPO segment was classified as discontinued operations and a disposal group held-for-sale. On June 3, 2013, the Philippine SEC approved the change in the business name of SPi Global Holdings, Inc. to PLDT Global Investments Holdings, Inc. See Note 3 – Management's Use of Accounting Judgments, Estimates and Assumptions – Assets Classified as Held-for-Sale and Discontinued Operations.

⁽⁶⁾ On August 1, 2014, PLDT Digital was incorporated to be the holding company of PLDT Online Investments Pte. Ltd., or PLDT Online, an entity that holds investment in Rocket Internet AG, or Rocket. See Note 11 – Available-for-Sale Financial Investments – PLDT Online's Investment in Rocket.

Subsidiaries are fully consolidated from the date of acquisition, being the date on which the PLDT Group obtains control, and continue to be consolidated until the date that such control ceases. We control an investee when we are exposed, or have rights, to variable returns from our involvement with the investee and when we have the ability to affect those returns through our power over the investee.

The financial statements of our subsidiaries are prepared for the same reporting period as PLDT. We prepare our consolidated financial statements using uniform accounting policies for like transactions and other events with similar circumstances. All intra-group balances, income and expenses, unrealized gains and losses and dividends resulting from intra-group transactions are eliminated in full.

Noncontrolling interests share in losses even if the losses exceed the noncontrolling equity interest in the subsidiary.

A change in the ownership interest of a subsidiary, without loss of control, is accounted for as an equity transaction.

If the PLDT Group loses control over a subsidiary, it: (a) derecognizes the assets (including goodwill) and liabilities of the subsidiary; (b) derecognizes the carrying amount of any noncontrolling interest; (c) derecognizes the cumulative translation differences recorded in equity; (d) recognizes the fair value of the consideration received; (e) recognizes the fair value of any investment retained; (f) recognizes any surplus or deficit in profit or loss; and (g) reclassifies the parent's share of components previously recognized in other comprehensive income to profit or loss or retained earnings, as appropriate.

PCEV's Common Stock

On November 2, 2011, the Board of Directors of PCEV authorized PCEV's management to take such steps necessary for the voluntary delisting of PCEV from the PSE in accordance with the PSE Rules on Voluntary Delisting. On December 2, 2011, PCEV's Board of Directors also created a special committee to review and evaluate any tender offer to be made by Smart (as the owner of 99.51% of the outstanding common shares of PCEV) to purchase the shares owned by the remaining noncontrolling shareholders representing 0.49% of the outstanding common stock of PCEV. Smart's tender offer commenced on March 19, 2012 and ended on April 18, 2012, with approximately 25.1 million shares, or 43.4% of PCEV's noncontrolling shares tendered, thereby increasing Smart's ownership to 99.7% of the outstanding common stock of PCEV at that time. The aggregate cost of the tender offer paid by Smart to noncontrolling shareholders on April 30, 2012 amounted to Php115 million. PCEV filed its petition with the PSE for voluntary delisting on March 19, 2012. On April 25, 2012, the PSE approved the petition for voluntary delisting and PCEV's shares were delisted and ceased to be tradable on the PSE effective May 18, 2012.

Following the voluntary delisting of the common stock of PCEV from the PSE on May 18, 2012, PCEV's Board of Directors and stockholders approved on June 6, 2012 and July 31, 2012, respectively, the following resolutions and amendments to the articles of incorporation of PCEV: to decrease the authorized capital stock of PCEV, increase the par value of PCEV's common stock (and thereby decrease the number of shares of such common stock) and decrease the number of shares of preferred stock of PCEV as follows:

	Prior to Amendments			After Amendments		
	Authorized Capital	Number of Shares	Par Value	Authorized Capital	Number of Shares	Par Value
Common Stock	Php12,060,000,000	12,060,000,000	Php1	Php12,060,006,000	574,286	Php21,000
Class I Preferred Stock	240,000,000	120,000,000	2	66,661,000	33,330,500	2
Class II Preferred Stock	500,000,000	500,000,000	1	50,000,000	50,000,000	1
Total Authorized Capital Stock	Php12,800,000,000			Php12,176,667,000		

The decrease in authorized capital and amendments to the articles of incorporation were approved by the Philippine SEC on October 8, 2012. As a result of the increase in the par value of PCEV common stock, each multiple of 21,000 shares of PCEV common stock, par value Php1, was reduced to one PCEV share of common stock, with a par value of Php21,000. Shareholdings of less than 21,000 shares or in excess of an integral multiple of 21,000 shares of PCEV which could not be replaced with fractional shares were paid the fair value of such residual shares equivalent to Php4.50 per share of pre-amendments PCEV common stock, the same amount as the tender offer price paid by Smart during the last tender offer conducted from March 19 to April 18, 2012.

As a consequence of the foregoing, the number of outstanding shares of PCEV common stock decreased to 555,716 from 11,683,156,455 (exclusive of treasury shares).

On June 24, 2014, PCEV's Board of Directors approved a repurchase or buyback program of its common shares, which are owned by its remaining minority stockholders and offered for sale at a price of not more than Php100,000.00 per share. The buyback program was valid until December 31, 2014.

In 2014, the number of holders of PCEV common stock decreased to 97 and because the number of shareholders decreased below 100, PCEV filed a petition to the Philippine SEC for the suspension of duty to file reports under Section 17 of the Philippine SEC Regulation Code on December 22, 2014. As at March 3, 2015, PCEV is still awaiting for the decision of the Philippine SEC.

Divestment of CURE

On October 26, 2011, PLDT received the Order issued by the NTC approving the application jointly filed by PLDT and Digitel for the sale and transfer of approximately 51.6% of the outstanding common stock of Digitel to PLDT. The approval of the application was subject to conditions which included the divestment by PLDT of CURE, in accordance with the Divestment Plan, as follows:

- CURE must sell its *Red Mobile* business to Smart consisting primarily of its subscriber base, brand and fixed assets; and
- Smart will sell all of its rights and interests in CURE whose remaining assets will consist of its congressional franchise, 10 MHz of 3G frequency in the 2100 band and related permits.

In compliance with the commitments in the divestment plan, CURE completed the sale and transfer of its *Red Mobile* business to Smart on June 30, 2012 for a total consideration of Php18 million through a series of transactions, which included: (a) the sale of CURE's *Red Mobile* trademark to Smart; (b) the transfer of CURE's existing *Red Mobile* subscriber base to Smart; and (c) the sale of CURE's fixed assets to Smart at net book value.

In a letter dated July 26, 2012, Smart informed the NTC that it has complied with the terms and conditions of the divestment plan as CURE had rearranged its assets, such that, except for assets necessary to pay off obligations due after June 30, 2012 and certain tax assets, CURE's only remaining assets as at June 30, 2012 were its congressional franchise, the 10 MHz of 3G frequency in the 2100 band and related permits.

In a letter dated September 10, 2012, Smart informed the NTC that the minimum Cost Recovery Amount, or CRA, to enable the PLDT Group to recover its investment in CURE includes, among others, the total cost of equity investments in CURE, advances from Smart for operating requirements, advances from stockholders and associated funding costs. Smart also informed the NTC that the divestment will be undertaken through an auction sale of CURE's shares of stock to the winning bidder and submitted CURE's audited financial statements as at June 30, 2012 to the NTC. In a letter dated January 21, 2013, the NTC referred the computation of the CRA to the Commissioners of the NTC. Smart sent a reply agreeing to the proposal and is awaiting advice from the NTC on the bidding and auction of the 3G license of CURE.

As at March 3, 2015, CURE is still waiting for advice from the NTC on how to proceed with the planned divestment.

Due to the planned divestment, franchise and licenses related to CURE qualify as noncurrent assets held-for-sale as at December 31, 2014. However, these were not presented separately in our consolidated statements of financial position as the carrying amounts are not material.

Discontinued Operations

On December 4, 2012, our Board of Directors authorized the sale of our BPO segment, which sale was completed in April 2013. The results of operations of our BPO business for the year ended December 31, 2013 was presented as discontinued operations. See *Note 3 – Management’s Use of Accounting Judgments, Estimates and Assumptions – Assets Classified as Held-for-Sale and Discontinued Operations*.

On February 5, 2013, PLDT entered into an agreement to sell the BPO business owned by its wholly-owned subsidiary, PGIH, to Asia Outsourcing Gamma Limited, or AOGL, a company controlled by CVC Capital Partners, or CVC. The sale of the BPO business was completed on April 30, 2013. PLDT reinvested approximately US\$40 million of the proceeds from the sale in our acquisition of shares of Asia Outsourcing Beta Limited, or Beta, resulting in an approximately 18.24% economic interest, and will continue to participate in the growth of the business as a partner of CVC. Pursuant to the completion of the sale, PLDT is subject to certain obligations, including: (1) an obligation, for a period of five years, not to carry on or be engaged or concerned or interested in or assist any business which competes with the business process outsourcing business as carried on at the relevant time or at any time in the 12 months prior to such time in any territory in which business is carried on (excluding activities in the ordinary course of PLDT’s business); and (2) an obligation, for a period of five years, to provide certain transitional services on a most-favored-nation basis (i.e., no less favorable material terms (including pricing) than those offered by PLDT or any of its controlled affiliates to any other customer in relation to services substantially similar to those provided or to be provided to AOGL and/or its designated companies). In addition, PLDT may be liable for certain damages actually suffered by AOGL until the time of sale arising out of, among others, breach of representation, tax matters and non-compliance with Indian employment laws by SPi Technologies India Pvt. Ltd., a joint subsidiary of SPi Technologies, Inc., or SPi, and SPi India Holdings (Mauritius), Inc., for the transactions that transpired up to the time of sale.

The results of the BPO segment, net of intercompany transactions, classified as discontinued operations for the four months ended April 30, 2013 (closing period of the sale) and for the year ended December 31, 2012 are as follows:

	April 30,	December 31,
	2013	2012
	(in million pesos)	
Revenues (Notes 3 and 4)	3,132	9,142
Expenses:		
Compensation and employee benefits (Notes 3 and 26)	2,047	5,630
Professional and other contracted services (Note 25)	267	654
Depreciation and amortization (Notes 3, 4 and 9)	153	466
Repairs and maintenance (Note 25)	129	428
Communication, training and travel	118	361
Rent (Notes 3 and 25)	86	263
Amortization of intangible assets (Notes 3 and 15)	55	180
Selling and promotions	27	78
Insurance and security services (Note 25)	21	63
Taxes and licenses	14	43
Asset impairment*	–	3
Other expenses	57	110
	2,974	8,279
	158	863

	April 30,	December 31,
	2013	2012
	(in million pesos)	
Other income (expenses):		
Foreign exchange gains (losses) – net	4	(39)
Interest income	3	16
Gains on derivative financial instruments – net	1	28
Financing costs	(4)	(24)
Other income – net	1,962	127
	1,966	108
Income before income tax from discontinued operations	2,124	971
Provision for income tax (Notes 3 and 7)	55	428
Income after tax from discontinued operations (Note 8)	2,069	543
Earnings per share (Note 8):		
Basic – income from discontinued operations	9.58	2.52
Diluted – income from discontinued operations	9.58	2.52

* Includes gain on sale of BPO business of Php2,164 million in 2013.

As indicated above, the sale of BPO segment was completed on April 30, 2013. Thus, our consolidated statements of financial position as at December 31, 2013 do not include any assets and liabilities of the BPO segment.

The net cash flows used by the BPO segment for the four months ended April 30, 2013 (closing period of the sale) and for the year ended December 31, 2012 are as follows:

	April 30,	December 31,
	2013	2012
	(in million pesos)	
Operating activities	144	1,926
Investing activities	(1,202)	(712)
Financing activities	(10)	(608)
Net effect of foreign exchange rate changes on cash and cash equivalents	(67)	(45)
Net cash outflow	(1,135)	561

PLDT's Acquisition of Subscription Assets of Digitel

On July 1, 2013, PLDT entered into an agreement to acquire the subscription assets of Digitel for a total cost of approximately Php5.3 billion. The agreement covers the transfer, assignment and conveyance of Digitel's subscription agreements and subscriber list, and includes a transition mechanism to ensure uninterrupted availability of services to the Digitel subscribers until migration to the PLDT network is completed. This transaction is eliminated at the Group level, therefore, it has no significant impact on our consolidated financial statements.

IPCDSI's Acquisition of Rack IT

On January 28, 2014, IPCDSI entered into a Sale and Purchase Agreement with a third party to acquire 100% ownership in Rack IT for a total purchase price of Php164 million. Rack IT was incorporated to engage in the business of providing data center services, encompassing all the information technology and facility-related components or activities that support the projects and operations of a data center. The Sucat data center held its inauguration on December 3, 2014. However, as at March 3, 2015, Rack IT is still in the pre-operating phase. See *Note 14 – Business Combinations – IPCDSI's Acquisition of Rack IT* for more details.

PLDT's Acquisition of Additional Shares of PG1

On January 28, 2014, PLDT's Board of Directors approved the purchase of 37.5 million shares of PG1 owned by Jubilee Sky Limited, or JSL, which effectively increases PLDT's ownership in PG1 from 50% to 65%. The cash consideration for the shares purchased, which was completed on March 10, 2014, was Php23 million. Thus, PLDT gained control of PG1 and, therefore, PG1's financial statements were included in our consolidated financial statements effective March 10, 2014. See *Note 10 – Investments in Associates, Joint Ventures and Deposits – Investment in PG1* and *Note 14 – Business Combinations – PLDT's Additional Investment in PG1*.

ePLDT's Acquisition of Shares of AGS' Minority Stockholders

In 2014, ePLDT acquired an additional 0.6% in AGS from its minority shareholders for a total consideration of Php0.6 million, thereby increasing ePLDT's ownership in AGS from 99.2% to 99.8% as at December 31, 2014.

Smart's Acquisition of Wifun

On November 18, 2014, Smart acquired 86.96% equity interest in Wifun for a total cash consideration of Php70 million of which Php35 million was paid in December 2014, Php6 million is payable in April 2015 and Php29 million is payable upon capital call of Wifun. In 2013, Wifun was incorporated in the Philippines and is engaged in the business of selling software solutions, telecommunications equipment and gadgets, and providing wifi access. See *Note 14 – Business Combinations – Smart's Acquisition of Wifun*.

Investment in mePay Operations Philippines, Inc., or mePay Ops

On February 10, 2015, mePay Ops was incorporated in the Philippines to market, sell and distribute payment solutions and other related services. mePay Ops is 60% and 40% owned by SMI and Smart, respectively, with initial capitalization of Php1 million.

Changes in Accounting Policies and Disclosures

Our accounting policies adopted in the preparation of our consolidated financial statements are consistent with those of the previous financial year, except for the adoption of the following new standards and interpretations:

Amendments to PFRS 10, PFRS 12 and PAS 27 – Investment Entities. These amendments are effective for annual periods beginning on or after January 1, 2014. They provide an exception to the consolidation requirement for entities that meet the definition of an investment entity under *PFRS 10, Consolidated Financial Statements*. The exception to consolidation requires investment entities to account for subsidiaries at fair value through profit or loss. The amendments must be applied retrospectively, subject to certain transition relief. These amendments are not relevant to us since none of our investees qualify as an investment entity under *PFRS 10*.

Amendments to PAS 32, Financial Instruments: Presentation – Offsetting Financial Assets and Financial Liabilities. These amendments to *PAS 32* clarify the meaning of “currently has a legally enforceable right to set-off” and also clarify the application of the *PAS 32* offsetting criteria to settlement systems (such as central clearing house systems) which apply gross settlement mechanisms that are not simultaneous. These amendments have no impact on our financial position or performance. The amendments to *PAS 32* are applied retrospectively for annual periods beginning on or after January 1, 2014.

Amendments to PAS 36, Impairment of Assets Recoverable Amount of Disclosures for Non-Financial Assets. These amendments remove the unintended consequences of *PFRS 13, Fair Value Measurement*, on the disclosures required under *PAS 36*. In addition, these amendments require disclosure of the recoverable amounts for the assets cash-generating units, or CGUs, for which impairment loss has been recognized or reversed during the period. The amendments are to be applied retrospectively for annual periods beginning on or after January 1, 2014 but cannot be applied in periods (including comparative periods) in which *PFRS 13* is not applied. The amendments affect disclosures only and have no significant impact on our financial position or performance.

Amendments to PAS 39, Financial Instruments: Recognition and Measurement – Novation of Derivatives and Continuation of Hedge Accounting. These amendments provide relief from discontinuing hedge accounting when novation of a derivative designated as a hedging instrument meets certain criteria and retrospective application is required. We have not novated our derivatives during the current year. However, these amendments would be considered for future novations.

Philippine Interpretation IFRIC 21, Levies. The interpretation clarifies that an entity recognizes a liability for a levy when the activity that triggers payment, as identified by the relevant legislation, occurs. For a levy that is triggered upon reaching a minimum threshold, the interpretation clarifies that no liability should be anticipated before the specified minimum threshold is reached. The interpretation has no significant impact on our financial position or performance as we have applied the recognition principle under *PAS 37, Provisions, Contingent Liabilities and Contingent Assets*, consistent with the requirements of the *IFRIC 21* in prior years. Retrospective application is required for *IFRIC 21*.

Improvements to PFRS

The Annual Improvements to PFRSs (2010-2012 Cycle) contain necessary but non-urgent amendments to the following standards:

PFRS 2, Share-based Payment – Definition of Vesting Condition. This improvement revised the definitions of vesting condition and market condition and added the definitions of performance condition and service condition to clarify various issues. This amendment shall be prospectively applied to share-based payment transactions for which the grant date is on or after July 1, 2014. This amendment does not apply to us as we have no share-based payments.

PFRS 3, Business Combinations – Accounting for Contingent Consideration in a Business Combination. The amendment clarifies that a contingent consideration that meets the definition of a financial instrument should be classified as a financial liability or as equity in accordance with *PAS 32*. Contingent consideration that is not classified as equity is subsequently measured at fair value through profit or loss whether or not it falls within the scope of *PAS 39*. The amendment shall be prospectively applied to business combinations for which the acquisition date is on or after July 1, 2014. We shall consider this amendment for future business combinations.

PFRS 13, Fair Value Measurement – Short-term Receivables and Payables. The amendment clarifies that short-term receivables and payables with no stated interest rates can be held at invoice amounts when the effect of discounting is immaterial. This amendment has no impact on our consolidated financial statements.

The Annual Improvements to PFRS (2011-2013 Cycle) contain necessary but non-urgent amendments to PFRS 1, First-time Adoption of International Financial Reporting Standards – Meaning of “Effective PFRSs”. The amendment clarifies that an entity may choose to apply either a current standard or a new standard that is not yet mandatory, but that permits early application, provided either standard is applied consistently throughout the periods presented in the entity’s first PFRS financial statements. This amendment is not applicable to us as we are not a first-time adopter of PFRS.

We have not early adopted any standard, interpretation or amendment that has been issued but is not yet effective.

Summary of Significant Accounting Policies

The following is the summary of significant accounting policies we applied in preparing our consolidated financial statements:

Business Combinations and Goodwill

Business combinations are accounted for using the acquisition method. The cost of an acquisition is measured as the aggregate of the consideration transferred, measured at acquisition date fair value, and the amount of any noncontrolling interest in the acquiree. For each business combination, we elect whether to measure the components of the noncontrolling interest in the acquiree that are present ownership interest and entitle their holders to a proportionate share of the net assets in the event of liquidation either at fair value or at the proportionate share of the acquiree's identifiable net assets. Acquisition-related costs are expensed as incurred.

When we acquire a business, we assess the financial assets and liabilities assumed for appropriate classification and designation in accordance with the contractual terms, economic circumstances and pertinent conditions as at the acquisition date. This includes the separation of embedded derivatives in host contracts by the acquiree.

If the business combination is achieved in stages, the previously held equity interest is remeasured at its acquisition date fair value and any resulting gain or loss is recognized in profit or loss. The fair value of previously held equity interest is then included in the amount of total consideration transferred.

Any contingent consideration to be transferred by the acquirer will be recognized at fair value at the acquisition date. Contingent consideration classified as an asset or liability that is a financial instrument and within the scope of *PAS 39, Financial Instruments: Recognition and Measurement*, is measured at fair value with changes in fair value recognized either in profit or loss or as a change in other comprehensive income. If the contingent consideration is not within the scope of *PAS 39*, it is measured in accordance with the appropriate PFRS. Contingent consideration that is classified as equity is not remeasured and subsequent settlement is accounted for within equity.

Goodwill is initially measured at cost, being the excess of the aggregate of the consideration transferred and the amount recognized for noncontrolling interests and any previous interest held, over the net identifiable assets acquired and liabilities assumed. If the fair value of the net assets acquired is in excess of the aggregate consideration transferred, we reassess whether we correctly identified all of the assets acquired and all of the liabilities assumed and review the procedures used to measure the amounts to be recognized at the acquisition date. If the reassessment still results in an excess of the fair value of net assets acquired over the aggregate consideration transferred, then the gain in the form of negative goodwill is recognized in profit or loss.

If the initial accounting for a business combination is incomplete by the end of the reporting period in which the combination occurs, we report in our consolidated financial statements provisional amounts for the items for which the accounting is incomplete. During the measurement period which is no longer than one year from the acquisition date, the provisional amounts recognized at acquisition date are retrospectively adjusted to reflect new information obtained about facts and circumstances that existed as of the acquisition date and, if known, would have affected the measurement of the amounts recognized as of that date. During the measurement period, we also recognize additional assets or liabilities if new information is obtained about facts and circumstances that existed as of the acquisition date and, if known, would have resulted in the recognition of those assets and liabilities as of that date.

After initial recognition, goodwill is measured at cost less any accumulated impairment losses. For the purpose of impairment testing, goodwill acquired in a business combination is, from the acquisition date, allocated to each of our CGUs that are expected to benefit from the combination, irrespective of whether other assets or liabilities of the acquiree are assigned to those units.

Where goodwill acquired in a business combination has yet to be allocated to identifiable CGUs because the initial accounting is incomplete, such provisional goodwill is not tested for impairment unless indicators of impairment exist and we can reliably allocate the carrying amount of goodwill to a CGU or group of CGUs that are expected to benefit from the synergies of the business combination.

Where goodwill forms part of a CGU and part of the operation within that unit is disposed of, the goodwill associated with the operation disposed of is included in the carrying amount of the operation when determining the gain or loss on disposal of the operation. Goodwill disposed of in this circumstance is measured based on the relative values of the operation disposed of and the portion of the CGU retained.

Investments in Associates

An associate is an entity in which we have significant influence. Significant influence is the power to participate in the financial and operating policy decisions of the investee, but has no control or joint control over those policies. The existence of significant influence is presumed to exist when we hold 20% or more, but less than 50% of the voting power of another entity. Significant influence is also exemplified when we have one or more of the following: (a) a representation on the board of directors or the equivalent governing body of the investee; (b) participation in policy-making processes, including participation in decisions about dividends or other distributions; (c) material transactions with the investee; (d) interchange managerial personnel with the investee; or (e) provision of essential technical information.

Investments in associates are accounted for using the equity method of accounting and are initially recognized at cost. The cost of the investments includes transaction costs. The details of our investments in associates are disclosed in *Note 10 – Investments in Associates, Joint Ventures and Deposits – Investments in Associates*.

Under the equity method, an investment in an associate is carried in our consolidated statement of financial position at cost plus post acquisition changes in our share of net assets of the associate. Goodwill relating to an associate is included in the carrying amount of the investment and is not amortized nor individually tested for impairment. Our consolidated income statement reflects our share in the financial performance of our associates. Where there has been a change recognized directly in the equity of the associate, we recognize our share in such change and disclose this, when applicable, in our consolidated statements: (1) statement of comprehensive income; and (2) statement of changes in equity. Unrealized gains and losses resulting from our transactions with and among our associates are eliminated to the extent of our interest in those associates.

Our share in the profits or losses of our associates is shown on the face of our consolidated income statement. This is the profit or loss attributable to equity holders of the associate and therefore is profit or loss after tax and net of noncontrolling interest in the subsidiaries of the associate.

When our share of losses exceeds our interest in an equity-accounted investee, the carrying amount of the investment, including any long-term interests that form part thereof, is reduced to zero, and the recognition of further losses is discontinued except to the extent that we have an obligation or have made payments on behalf of the investee.

Our reporting dates and that of our associates are identical and our associates' accounting policies conform to those used by us for like transactions and events in similar circumstances. When necessary, adjustments are made to bring such accounting policies in line with our policies.

After application of the equity method, we determine whether it is necessary to recognize an additional impairment loss on our investments in associates. We determine at the end of each reporting period whether there is any objective evidence that our investment in associate is impaired. If this is the case, we calculate the amount of impairment as the difference between the recoverable amount of our investment in the associate and its carrying value and recognize the amount in our consolidated income statement.

Upon loss of significant influence over the associate, we measure and recognize any retained investment at its fair value. Any difference between the carrying amounts of our investment in the associate upon loss of significant influence and the fair value of the remaining investment and proceeds from disposal is recognized in profit or loss.

Joint Arrangements

Joint arrangements are arrangements with respect to which we have joint control, established by contracts requiring unanimous consent from the parties sharing control for decisions about the activities that significantly affect the arrangements' returns. They are classified and accounted for as follows:

- Joint operation – when we have rights to the assets, and obligations for the liabilities, relating to an arrangement, we account for each of our assets, liabilities and transactions, including our share of those held or incurred jointly, in relation to the joint operation.
- Joint venture – when we have rights only to the net assets of the arrangements, we account for our interest using the equity method, the same as our accounting for investments in associates.

The financial statements of the joint venture are prepared for the same reporting period as our consolidated financial statements. Where necessary, adjustments are made to bring the accounting policies of the joint venture in line with our policies. The details of our investments in joint ventures are disclosed in *Note 10 – Investments in Associates, Joint Ventures and Deposits – Investments in Joint Ventures*.

Adjustments are made in our consolidated financial statements to eliminate our share of unrealized gains and losses on transactions between us and our joint venture. The joint venture is carried at equity method until the date on which we cease to have joint control over the joint venture.

Upon loss of joint control over joint venture, we measure and recognize our retained investment at fair value. Any difference between the carrying amount of the former joint venture upon loss of joint control and the fair value of the remaining investment and proceeds from disposal is recognized in profit or loss. When the remaining investment constitutes significant influence, it is accounted for as an investment in an associate.

Foreign Currency Transactions and Translations

Our consolidated financial statements are presented in Philippine peso, which is also the Parent Company's functional currency. The Philippine peso is the currency of the primary economic environment in which we operate. This is also the currency that mainly influences the revenue from and cost of rendering products and services. Each entity in our Group determines its own functional currency and items included in the financial statements of each entity are measured using that functional currency.

The functional and presentation currency of the entities under PLDT Group (except for SMHC, SMI, FECL Group, Piltel International Holdings Corporation, or PIHC, PLDT Global and certain of its subsidiaries, PGNL and certain of its subsidiaries, DCPL, and certain subsidiaries of Chikka, elnnovations, Takatack, 3rd Brand, CPL and ABM Global Solutions Pte. Ltd. (formerly CITP Singapore Pte. Ltd., or CISP), Chikka Communications Consulting (Beijing) Co. Ltd., or CCCBL, ABMGS Sdn. Bhd. (formerly BayanTrade (Malaysia) Sdn Bhd., or BTMS), PT Advance Business Microsystems Global Solutions (formerly PT Columbus IT Indonesia, or PTCL) is the Philippine peso.

Transactions in foreign currencies are initially recorded by entities under our Group at the respective functional currency rates prevailing at the date of the transaction. Monetary assets and liabilities denominated in foreign currencies are retranslated at the functional currency closing rate of exchange prevailing at the end of the reporting period. All differences arising on settlement or translation of monetary items are recognized in our consolidated income statement except for foreign exchange differences that qualify as capitalizable borrowing costs for qualifying assets. Non-monetary items that are measured in terms of historical cost in a foreign currency are translated using the exchange rates as at the dates of the initial transactions. Non-monetary items measured at fair value in a foreign currency are translated using the exchange rates at the date when the fair value was determined.

The functional currency of SMHC, SMI, FECL Group, PIHC, PLDT Global and certain of its subsidiaries, DCPL, and certain subsidiaries of Chikka is the U.S. dollar; the functional currency of elnnovations, Takatack, 3rd Brand, CPL and CISP, is the Singapore dollar; the functional currency of CCCBL is the Chinese renminbi; the functional currency of BTMS is the Malaysian ringgit; and the functional currency of PTCL is the Indonesian rupiah. As at the reporting date, the assets and liabilities of these subsidiaries are translated into Philippine peso at the rate of exchange prevailing at the end of the reporting period, and income and expenses of these subsidiaries are translated monthly using the weighted average exchange rate for the month. The exchange differences arising on translation are recognized as a separate component of other comprehensive income as cumulative translation adjustments. On disposal of these subsidiaries, the amount of deferred cumulative translation adjustments recognized in other comprehensive income relating to subsidiaries is recognized in our consolidated income statement.

When there is a change in an entity's functional currency, the entity applies the translation procedures applicable to the new functional currency prospectively from the date of the change. The entity translates all assets and liabilities into the new functional currency using the exchange rate at the date of the change. The resulting translated amounts for non-monetary items are treated as the new historical cost. Exchange differences arising from the translation of a foreign operation previously recognized in other comprehensive income are not reclassified from equity to profit or loss until the disposal of the operation.

Foreign exchange gains or losses of the Parent Company and our Philippine-based subsidiaries are treated as taxable income or deductible expenses in the period such exchange gains or losses are realized.

Any goodwill arising on the acquisition of a foreign operation and any fair value adjustments to the carrying amounts of assets and liabilities arising on the acquisition are treated as assets and liabilities of the foreign operation and translated at the closing rate.

Noncurrent Assets Held-for-Sale and Discontinued Operations

Noncurrent assets and disposal groups classified as held-for-sale are measured at the lower of their carrying amount and fair value less costs to sell. Noncurrent assets and disposal groups are classified as held-for-sale if their carrying amounts will be recovered principally through a sale transaction rather than through continuing use. This condition is regarded as met only when the sale is highly probable and the asset or disposal group is available for immediate sale in its present condition. Management must be committed to the sale, which should be expected to qualify for recognition as a completed sale within one year from the date of classification.

In the consolidated income statement, income and expenses from discontinued operations are reported separately from income and expenses from continuing operations, down to the level of profit after taxes, even when we retain a noncontrolling interest in the subsidiary after the sale. The resulting profit or loss (after taxes) is reported separately in the consolidated income statement.

Property, plant and equipment and intangible assets once classified as held-for-sale are neither depreciated nor amortized.

Financial Instruments – Initial recognition and subsequent measurement

Financial Assets

Initial recognition and measurement

Financial assets within the scope of PAS 39 are classified as financial assets at fair value through profit or loss, or FVPL, loans and receivables, held-to-maturity, or HTM, investments, available-for-sale financial investments, or as derivatives designated as hedging instruments in an effective hedge, as appropriate. We determine the classification of financial assets at initial recognition and, where allowed and appropriate, re-evaluate the designation of such assets at each financial year-end.

Financial assets are recognized initially at fair value plus transaction costs, except in the case of financial assets recorded at FVPL.

Purchases or sales of financial assets that require delivery of assets within a time frame established by regulation or convention in the market place (regular way purchases or sales) are recognized on the trade date, i.e., the date that we commit to purchase or sell the asset.

Subsequent measurement

The subsequent measurement of financial assets depends on the classification as described below:

Financial assets at FVPL

Financial assets at FVPL include financial assets held-for-trading and financial assets designated upon initial recognition at FVPL. Financial assets are classified as held-for-trading if they are acquired for the purpose of selling or repurchasing in the near term. Derivative assets, including separated embedded derivatives are also classified as held-for-trading unless they are designated as effective hedging instruments. Financial assets at FVPL are carried in our consolidated statement of financial position at fair value with net changes in gains or losses recognized in our consolidated income statement under “Gains (losses) on derivative financial instruments – net” for derivative instruments (negative net changes in fair value) and “Other income (expenses) – net” for non-derivative financial assets (positive net changes in fair value). Interest earned and dividends received from financial assets at FVPL are recognized in our consolidated income statement under “Interest income” and “Other income (expenses) – net”, respectively.

Financial assets may be designated at initial recognition as at FVPL if any of the following criteria are met: (i) the designation eliminates or significantly reduces the inconsistent treatment that would otherwise arise from measuring the assets or recognizing gains or losses on them on different bases; (ii) the assets are part of a group of financial assets which are managed and their performance are evaluated on a fair value basis, in accordance with a documented risk management strategy and information about the company is provided internally on that basis to the entity’s key management personnel; or (iii) the financial assets contain an embedded derivative, unless the embedded derivative does not significantly modify the cash flows or it is clear, with little or no analysis, that it would not be separately recorded.

Derivatives embedded in host contracts are accounted for as separate derivatives when their risks and characteristics are not closely related to those of the host contracts and the host contracts are not carried at fair value. These embedded derivatives are measured at fair value with gains or losses arising from changes in fair value recognized in our consolidated income statement. Reassessment only occurs if there is a change in the terms of the contract that significantly modifies the cash flows that would otherwise be required.

An embedded derivative is separated from the host contract and accounted for as a derivative if all of the following conditions are met: (a) the economic characteristics and risks of the embedded derivatives are not closely related to the economic characteristics and risks of the host contract; (b) a separate instrument with the same terms as the embedded derivative would meet the definition of a derivative; and (c) the hybrid or combined instrument is not recognized at FVPL.

Our financial assets at FVPL include portions of short-term investments and short-term currency swap as at December 31, 2014 and 2013. See *Note 28 – Financial Assets and Liabilities*.

Loans and receivables

Loans and receivables are non-derivative financial assets with fixed or determinable payments which are not quoted in an active market. Such financial assets are carried at amortized cost using the effective interest rate, or EIR, method. This method uses an EIR that exactly discounts the estimated future cash payments or receipts over the expected life of the financial instrument or a shorter period, where appropriate, to the net carrying amount of the financial asset. Gains and losses are recognized in our consolidated income statement when the loans and receivables are derecognized or impaired, as well as through the amortization process. Interest earned or incurred is recorded in “Interest income” in our consolidated income statement. Assets in this category are included in the current assets except for those with maturities greater than 12 months after the end of the reporting period, which are classified as noncurrent assets.

Our loans and receivables include trade and other receivables, portions of investment in debt securities and other short-term and long-term investments, and portions of advances and other noncurrent assets as at December 31, 2014 and 2013. See *Note 17 – Trade and Other Receivables* and *Note 28 – Financial Assets and Liabilities*.

HTM investments

Non-derivative financial assets with fixed or determinable payments and fixed maturities are classified as HTM when we have the positive intention and ability to hold it to maturity. After initial measurement, HTM investments are measured at amortized cost using the EIR method. Gains or losses are recognized in our consolidated income statement when the investments are derecognized or impaired, as well as through the amortization process. Interest earned or incurred is recorded in “Interest income” in our consolidated income statement. Assets in this category are included in current assets except for those with maturities greater than 12 months after the end of the reporting period, which are classified as noncurrent assets.

Our HTM investments include portion of investment in debt securities and other long-term investments as at December 31, 2014 and 2013. See *Note 12 – Investment in Debt Securities and Other Long-term Investments* and *Note 28 – Financial Assets and Liabilities*.

Available-for-sale financial investments

Available-for-sale financial investments include equity investments and debt securities. Equity investments classified as available-for-sale are those that are neither classified as held-for-trading nor designated at FVPL. Debt securities in this category are those that are intended to be held for an indefinite period of time and that may be sold in response to liquidity requirements or in response to changes in the market conditions.

After initial measurement, available-for-sale financial investments are subsequently measured at fair value with unrealized gains or losses recognized in other comprehensive income in the “Net gains available-for-sale financial investments – net of tax” account until the investment is derecognized, at which time the cumulative gain or loss recorded in other comprehensive income is recognized in our consolidated income statement; or the investment is determined to be impaired, at which time the cumulative loss recorded in other comprehensive income is recognized in our consolidated income statement. Available-for-sale investments in equity instruments that do not have a quoted price in an active market and whose fair value cannot be reliably measured shall be measured at cost.

Interest earned on holding available-for-sale financial investments are included under “Interest income” using the EIR method in our consolidated income statement. Dividends earned on holding available-for-sale equity investments are recognized in our consolidated income statement under “Other income (expenses) – net” when the right to receive payment has been established. These financial assets are included under noncurrent assets unless we intend to dispose of the investment within 12 months from the end of the reporting period.

We evaluate whether the ability and intention to sell our available-for-sale financial investments in the near term is still appropriate. When, in rare circumstances, we are unable to trade these financial investments due to inactive markets and management’s intention to do so significantly changes in the foreseeable future, we may elect to reclassify these financial investments. Reclassification to loans and receivables is permitted when the financial investments meet the definition of loans and receivables and we have the intent and ability to hold these assets for the foreseeable future or until maturity. Reclassification to the held-to-maturity category is permitted only when the entity has the ability and intention to hold the financial investment to maturity accordingly.

For a financial investment reclassified from the available-for-sale category, the fair value carrying amount at the date of reclassification becomes its new amortized cost and any previous gain or loss on the asset has been recognized in other comprehensive income is amortized to profit or loss over the remaining life of the investment using the EIR. Any difference between the new amortized cost and the maturity amount is also amortized over the remaining life of the asset using the EIR. If the asset is subsequently determined to be impaired, then the amount recorded in other comprehensive income is reclassified to the consolidated income statement.

Our available-for-sale financial investments include listed and unlisted equity securities as at December 31, 2014 and 2013. See *Note 28 – Financial Assets and Liabilities*.

Financial Liabilities

Initial recognition and measurement

Financial liabilities within the scope of *PAS 39* are classified as financial liabilities at FVPL, other financial liabilities or as derivatives designated as hedging instruments in an effective hedge, as appropriate. We determine the classification of our financial liabilities at initial recognition.

Financial liabilities are recognized initially at fair value plus, in the case of loans and borrowings, directly attributable transaction costs.

Subsequent measurement

The subsequent measurement of financial liabilities depends on their classification as described below:

Financial liabilities at FVPL

Financial liabilities at FVPL include financial liabilities held-for-trading and financial liabilities designated upon initial recognition as at FVPL. Financial liabilities are classified as held-for-trading if they are acquired for the purpose of selling in the near term. Derivative liabilities, including separated embedded derivatives are also classified as at FVPL unless they are designated as effective hedging instruments. Financial liabilities at FVPL are carried in our consolidated statement of financial position at fair value with gains or losses on liabilities held-for-trading recognized in our consolidated income statement under "Gains (losses) on derivative financial instruments – net" for derivative instruments and "Other income (expenses) – net" for non-derivative financial liabilities.

Financial liabilities may be designated at initial recognition as FVPL if any of the following criteria are met: (i) the designation eliminates or significantly reduces the inconsistent treatment that would otherwise arise from measuring the liabilities or recognizing gains or losses on them on different bases; (ii) the liabilities are part of a group of financial liabilities which are managed and their performance are evaluated on a fair value basis, in accordance with a documented risk management strategy and information about the company is provided internally on that basis to the entity's key management personnel; or (iii) the financial liabilities contain an embedded derivative, unless the embedded derivative does not significantly modify the cash flows or it is clear, with little or no analysis, that it would not be separately recorded.

Our financial liabilities at FVPL include long-term principal only-currency swaps and interest rate swaps as at December 31, 2014 and 2013. See *Note 28 – Financial Assets and Liabilities*.

Other financial liabilities

After initial recognition, other financial liabilities are subsequently measured at amortized cost using the EIR method.

Gains and losses are recognized in our consolidated income statement when the liabilities are derecognized as well as through the EIR amortization process. Amortized cost is calculated by taking into account any discount or premium on acquisition and fees or costs that are an integral part of the EIR. The EIR amortization is included under "Financing costs – net" in our consolidated income statement.

Our other financial liabilities include accounts payable, accrued expenses and other current liabilities, with the exemption of statutory payables, interest-bearing financial liabilities, customers' deposits, dividends payable, and accrual for long-term capital expenditures included under "Deferred credits and other noncurrent liabilities" account as at December 31, 2014 and 2013. See *Note 21 – Interest-bearing Financial Liabilities*, *Note 22 – Deferred Credits and Other Noncurrent Liabilities*, *Note 23 – Accounts Payable*, and *Note 24 – Accrued Expenses and Other Current Liabilities*.

Offsetting of financial instruments

Financial assets and financial liabilities are offset and the net amount is reported in our consolidated statement of financial position if, and only if, there is a currently enforceable legal right to offset the recognized amounts and there is an intention to settle on a net basis, or to realize the assets and settle the liabilities simultaneously.

Amortized cost of financial instruments

Amortized cost is computed using the EIR method less any allowance for impairment and principal repayment or reduction. The calculation takes into account any premium or discount on acquisition and includes transaction costs and fees that are an integral part of EIR.

“Day 1” difference

Where the transaction price in a non-active market is different from the fair value of other observable current market transactions in the same instrument or based on a valuation technique which variables include only data from observable market, we recognize the difference between the transaction price and fair value (a “Day 1” difference) in our consolidated income statement unless it qualifies for recognition as some other type of asset or liability. In cases where data used are not observable, the difference between the transaction price and model value is only recognized in our consolidated income statement when the inputs become observable or when the instrument is derecognized. For each transaction, we determine the appropriate method of recognizing the “Day 1” difference amount.

Impairment of Financial Assets

We assess at the end of each reporting period whether there is any objective evidence that a financial asset or a group of financial assets is impaired. A financial asset or a group of financial assets is deemed to be impaired if, and only if, there is objective evidence of impairment as a result of one or more events that have occurred after the initial recognition of the asset (an incurred “loss event”) and that loss event has an impact on the estimated future cash flows of the financial asset or the group of financial assets that can be reliably estimated. Evidence of impairment may include indications that the debtor or a group of debtors is experiencing significant financial difficulty, default or delinquency in interest or principal payments, the probability that the debtor will enter bankruptcy or other financial reorganization and where observable data indicate that there is a measurable decrease in the estimated future cash flows, such as changes in arrears or economic conditions that correlate with defaults.

Impairment of Trade and Other Receivables

Individual impairment

Retail subscribers

We recognize impairment losses for the whole amount of receivables from permanently disconnected wireless and fixed line subscribers. Permanent disconnections are made after a series of collection steps following nonpayment by postpaid subscribers. Such permanent disconnection usually occurs within a predetermined period from the last statement date.

We also recognize impairment losses for accounts with extended credit arrangements or promissory notes.

Regardless of the age of the account, additional impairment losses are also made for accounts specifically identified to be doubtful of collection when there is information on financial incapacity after considering the other contractual obligations between us and the subscriber.

Corporate subscribers

Receivables from corporate subscribers are provided with impairment losses when they are specifically identified as impaired. Full allowance is generally provided for the whole amount of receivables from corporate accounts based on aging of individual account balances. In making this assessment, we take into account normal payment cycle, counterparty’s payment history and industry-observed settlement periods.

Foreign administrations and domestic carriers

For receivables from foreign administration and domestic carriers, impairment losses are recognized when they are specifically identified as impaired regardless of the age of balances. Full allowance is generally provided after quarterly review of the status of settlement with the carriers. In making this assessment, we take into account normal payment cycle, counterparty carrier's payment history and industry-observed settlement periods.

Dealers, agents and others

Similar to carrier accounts, we recognize impairment losses for the full amount of receivables from dealers, agents and other parties based on our specific assessment of individual balances based on age and payment habits, as applicable.

Collective impairment

Postpaid wireless and fixed line subscribers

We estimate impairment losses for temporarily disconnected accounts for both wireless and fixed line subscribers based on the historical trend of temporarily disconnected accounts which eventually become permanently disconnected. Temporary disconnection is initiated after a series of collection activities is implemented, including the sending of a collection letter, call-out reminders and collection messages via text messaging. Temporary disconnection generally happens 90 days after the due date of the unpaid balance. If the account is not settled within 60 days from temporary disconnection, the account is permanently disconnected.

We recognize impairment losses on our postpaid wireless and fixed line subscribers through net flow-rate methodology which is derived from account-level monitoring of subscriber accounts between different age brackets, from current to one day past due to 120 days past due. The criterion adopted for making the allowance for doubtful accounts takes into consideration the calculation of the actual percentage of losses incurred on each range of accounts receivable.

Other subscribers

Receivables that have been assessed individually and found not to be impaired are then assessed collectively based on similar credit risk characteristics to determine whether provision should be made due to incurred loss events for which there is objective evidence but whose effects are not yet evident in the individual impairment assessment. Retail subscribers are provided with collective impairment based on a certain percentage derived from historical data/statistics.

See *Note 3 – Management's Use of Accounting Judgments, Estimates and Assumptions – Estimating Allowance for Doubtful Accounts*, *Note 17 – Trade and Other Receivables* and *Note 28 – Financial Assets and Liabilities – Impairment Assessments* for further disclosures relating to impairment of financial assets.

Financial assets carried at amortized cost

For financial assets carried at amortized cost, we first assess whether objective evidence of impairment exists individually for financial assets that are individually significant, or collectively for financial assets that are not individually significant. If we determine that no objective evidence of impairment exists for an individually assessed financial asset, whether significant or not, we include the asset in a group of financial assets with similar credit risk characteristics and collectively assess them for impairment. Assets that are individually assessed for impairment and for which an impairment loss is, or continues to be, recognized are not included in a collective assessment of impairment.

If there is objective evidence that an impairment loss has been incurred, the amount of the loss is measured as the difference between the asset's carrying amount and the present value of estimated future cash flows (excluding future expected credit losses that have not yet been incurred). The present value of the estimated future cash flows is discounted at the financial asset's original EIR. If a financial asset has a variable interest rate, the discount rate for measuring any impairment loss is the current EIR.

The carrying amount of the asset is reduced through the use of an allowance account and the amount of the loss is recognized under "Asset impairment" in our consolidated income statement. Interest income continues to be accrued on the reduced carrying amount based on the original EIR of the asset. The financial asset together with the associated allowance are written-off when there is no realistic prospect of future recovery and all collateral has been realized or has been transferred to us. If, in a subsequent year, the amount of the estimated impairment loss increases or decreases because of an event occurring after the impairment was recognized, the previously recognized impairment loss is increased or reduced by adjusting the allowance account. Any subsequent reversal of an impairment loss is recognized in our consolidated income statement, to the extent that the carrying value of the asset does not exceed its original amortized cost at the reversal date. If a future write-off is later recovered, the recovery is recognized in profit or loss.

Available-for-sale financial investments

For available-for-sale financial investments, we assess at each reporting date whether there is objective evidence that an investment or a group of investment is impaired.

In the case of equity investments classified as available-for-sale financial investments, objective evidence would include a significant or prolonged decline in the fair value of the investment below its cost. The determination of what is "significant" or "prolonged" requires judgment. We treat "significant" generally as decline of 20% or more below the original cost of investment, and "prolonged" as greater than 12 months. When a decline in the fair value of an available-for-sale financial investment has been recognized in other comprehensive income and there is objective evidence that the asset is impaired, the cumulative loss that had been recognized in other comprehensive income is reclassified from other comprehensive income to profit or loss as a reclassification adjustment even though the financial asset has not been derecognized. The amount of the cumulative loss that is reclassified from other comprehensive income to profit or loss is the difference between the acquisition cost (net of any principal repayment and amortization) and the current fair value, less any impairment loss on that financial asset previously recognized in profit or loss. Impairment losses recognized in profit or loss for an investment in an equity instrument are not reversed in profit or loss. Subsequent increases in the fair value after impairment are recognized directly in other comprehensive income.

In the case of debt instruments classified as available-for-sale financial investments, impairment is assessed based on the same criteria as financial assets carried at amortized cost. However, the amount recorded for impairment is the cumulative loss measured as the difference between the amortized cost, less any impairment loss on that investment previously recognized in our consolidated income statement and the current fair value. Future interest income continues to be accrued based on the reduced carrying amount of the asset, using the rate of interest used to discount future cash flows for the purpose of measuring impairment loss. Such accrual is recorded as part of "Interest income" in our consolidated income statement. If, in a subsequent year, the fair value of a debt instrument increases and the increase can be objectively related to an event occurring after the impairment loss was recognized in our consolidated income statement, the impairment loss is reversed in profit or loss.

Derecognition of Financial Assets and Liabilities

Financial assets

A financial asset (or where applicable as part of a financial asset or part of a group of similar financial assets) is derecognized when: (1) the rights to receive cash flows from the asset have expired; or (2) we have transferred its rights to receive cash flows from the asset or have assumed an obligation to pay the received cash flows in full without material delay to a third party under a “pass-through” arrangement; and either: (a) we have transferred substantially all the risks and rewards of the asset; or (b) we have neither transferred nor retained substantially all the risks and rewards of the asset, but have transferred control of the asset.

When we have transferred the rights to receive cash flows from an asset or have entered into a “pass-through” arrangement, and have neither transferred nor retained substantially all the risks and rewards of the asset nor transferred control of the asset, a new asset is recognized to the extent of our continuing involvement in the asset.

Continuing involvement that takes the form of a guarantee over the transferred asset is measured at the lower of the original carrying amount of the asset and the maximum amount of the consideration that we could be required to repay.

When continuing involvement takes the form of a written and/or purchased option (including a cash-settled option or similar provision) on the transferred asset, the extent of our continuing involvement is the amount of the transferred asset that we may repurchase, except that in the case of a written put option (including a cash-settled option or similar provision) on an asset measured at fair value, the extent of our continuing involvement is limited to the lower of the fair value of the transferred asset and the option exercise price.

Financial liabilities

A financial liability is derecognized when the obligation under the liability is discharged or cancelled or has expired.

When an existing financial liability is replaced by another from the same lender on substantially different terms, or the terms of an existing liability are substantially modified, such an exchange or modification is treated as a derecognition of the original liability and the recognition of a new liability, and the difference in the carrying amount of a financial liability extinguished or transferred to another party and the consideration paid, including any non-cash assets transferred or liabilities assumed, is recognized in profit or loss.

The financial liability is also derecognized when equity instruments are issued to extinguish all or part of the financial liability. The equity instruments issued are recognized at fair value if it can be reliably measured, otherwise, it is recognized at the fair value of the financial liability extinguished. Any difference between the fair value of the equity instruments issued and the carrying value of the financial liability extinguished is recognized in profit or loss.

Derivative Financial Instruments and Hedge Accounting

Initial recognition and subsequent measurement

We use derivative financial instruments, such as long-term currency swaps, foreign currency options, forward currency contracts and interest rate swaps to hedge our risks associated with foreign currency fluctuations and interest rate. Such derivative financial instruments are initially recognized at fair value on the date on which a derivative contract is entered into and are subsequently remeasured at fair value. Derivatives are carried as financial assets when the fair value is positive and as financial liabilities when the fair value is negative.

The fair value of forward currency contracts is calculated by reference to current forward exchange rates for contracts with similar maturity profiles. The fair value of long-term currency swaps, foreign currency options, forward currency contracts and interest rate swap contracts is determined using applicable valuation techniques. See *Note 28 – Financial Assets and Liabilities*.

Any gains or losses arising from changes in fair value on derivatives during the period that do not qualify for hedge accounting are taken directly to the “Gains (losses) on derivative financial instruments – net” in our consolidated income statement.

For the purpose of hedge accounting, hedges are classified as: (1) fair value hedges when hedging the exposure to changes in the fair value of a recognized financial asset or liability or an unrecognized firm commitment (except for foreign currency risk); or (2) cash flow hedges when hedging exposure to variability in cash flows that is either attributable to a particular risk associated with a recognized financial asset or liability, a highly probable forecast transaction or the foreign currency risk in an unrecognized firm commitment; or (3) hedges of a net investment in a foreign operation.

At the inception of a hedge relationship, we formally designate and document the hedge relationship to which we wish to apply hedge accounting and the risk management objective and strategy for undertaking the hedge. The documentation includes identification of the hedging instrument, the hedged item or transaction, the nature of the risk being hedged and how we will assess the hedging instrument’s effectiveness in offsetting the exposure to changes in the hedged item’s fair value or cash flows attributable to the hedged risk. Such hedges are expected to be highly effective in achieving offsetting changes in fair value or cash flows and are assessed on an on-going basis to determine that they actually have been highly effective throughout the financial reporting periods for which they are designated. In a situation when that hedged item is a forecast transaction, we assess whether the transaction is highly probable and presents an exposure to variations in cash flows that could ultimately affect our consolidated income statement.

Hedges which meet the strict criteria for hedge accounting are accounted for as follows:

Fair value hedges

The change in the fair value of a hedging derivative is recognized in our consolidated income statement. The change in the fair value of the hedged item attributable to the risk being hedged is recorded as part of the carrying value of the hedged item and is also recognized in our consolidated income statement.

The fair value for financial instruments traded in active markets at the end of the reporting period is based on their quoted market price or dealer price quotations (bid price for long positions and ask price for short positions), without any deduction for transaction costs. When current bid and asking prices are not available, the price of the most recent transaction provides evidence of the current fair value as long as there has not been a significant change in economic circumstances since the time of the transaction. For all other financial instruments not listed in an active market, the fair value is determined by using appropriate valuation techniques. Valuation techniques include net present value techniques, comparison to similar instruments for which market observable prices exist, option pricing models and other relevant valuation models.

When an unrecognized firm commitment is designated as a hedged item, the subsequent cumulative change in the fair value of the firm commitment attributable to the hedged risk is recognized as a financial asset or liability with a corresponding gain or loss recognized in our consolidated income statement. The changes in the fair value of the hedging instrument are also recognized in our consolidated income statement.

Cash flow hedges

The effective portion of the gain or loss on the hedging instrument is recognized in other comprehensive income, while any ineffective portion is recognized immediately in our consolidated income statement. See *Note 28 – Financial Assets and Liabilities* for more details.

Amounts taken to other comprehensive income are transferred to our consolidated income statement when the hedged transaction affects our consolidated income statement, such as when the hedged financial income or financial expense is recognized or when a forecast sale occurs. Where the hedged item is the cost of a non-financial asset or non-financial liability, the amounts taken to other comprehensive income are transferred to the initial carrying amount of the non-financial asset or liability.

If the forecast transaction or firm commitment is no longer expected to occur, amounts previously recognized in other comprehensive income are transferred to our consolidated income statement. If the hedging instrument expires or is sold, terminated or exercised without replacement or rollover, or if its designation as a hedge is revoked, amounts previously recognized in other comprehensive income remain in other comprehensive income until the forecast transaction or firm commitment occurs.

We use an interest rate swap agreement to our interest rate exposure on certain outstanding loan balances. See *Note 28 – Financial Assets and Liabilities – PLDT, DMPI and Smart*.

Hedges of a net investment in a foreign operation

Hedges of a net investment in a foreign operation, including a hedge of a monetary item that is accounted for as part of the net investment, are accounted for in a way similar to cash flow hedges. Gains or losses on the hedging instrument relating to the effective portion of the hedge are recognized in other comprehensive income while any gains or losses relating to the ineffective portion are recognized in our consolidated income statement. On disposal of the foreign operation, the cumulative value of any such gains or losses recognized in other comprehensive income is transferred to our consolidated income statement.

We use a loan as a hedge of its exposure to foreign exchange risk on its investment in foreign subsidiaries. See *Note 28 – Financial Assets and Liabilities* for more details.

Current versus noncurrent classification

Derivative instruments that are not designated as effective hedging instruments are classified as current or noncurrent or separated into a current and noncurrent portion based on an assessment of the facts and circumstances (i.e., the underlying contracted cash flows).

Where we expect to hold a derivative as an economic hedge (and does not apply hedge accounting) for a period beyond 12 months after the reporting date, the derivative is classified as noncurrent (or separated into current and noncurrent portions) consistent with the classification of the underlying item.

Embedded derivatives that are not closely related to the host contract are classified consistent with the cash flows of the host contract.

Derivative instruments that are designated as effective hedging instruments are classified consistently with the classification of the underlying hedged item. The derivative instrument is separated into a current portion and a noncurrent portion only if a reliable allocation can be made.

We recognize transfers into and transfers out of fair value hierarchy levels as at the date of the event or change in circumstances that caused the transfer.

Property, Plant and Equipment

Property, plant and equipment, except for land, is stated at cost less accumulated depreciation and amortization and any accumulated impairment losses. The initial cost of property, plant and equipment comprises its purchase price, including import duties and non-refundable purchase taxes and any directly attributable costs of bringing the property, plant and equipment to its working condition and location for its intended use. Such cost includes the cost of replacing component parts of the property, plant and equipment when the cost is incurred, if the recognition criteria are met. When significant parts of property, plant and equipment are required to be replaced at intervals, we recognize such parts as individual assets with specific useful lives and depreciate them accordingly. Likewise, when a major inspection is performed, its cost is recognized in the carrying amount of the property, plant and equipment as a replacement if the recognition criteria are satisfied. The present value of the expected cost for the decommissioning of the asset after use is included in the cost of the asset if the recognition criteria for a provision are met. Land is stated at cost less any impairment in value.

Expenditures incurred after the property, plant and equipment have been put into operation, such as repairs and maintenance, are normally recognized as expense in the period such costs are incurred. In situations where it can be clearly demonstrated that the expenditures have resulted in an increase in the future economic benefits expected to be obtained from the use of an item of property, plant and equipment beyond its originally assessed standard of performance, the expenditures are capitalized as additional cost of the property, plant and equipment.

Depreciation and amortization commence once the property, plant and equipment are available for use and are calculated on a straight-line basis over the estimated useful lives of the assets. The estimated useful lives used in depreciating our property, plant and equipment are disclosed in *Note 9 – Property, Plant and Equipment*.

The asset's residual value, estimated useful life, and depreciation and amortization method are reviewed at least at each financial year-end to ensure that the period and method of depreciation and amortization are consistent with the expected pattern of economic benefits from items of property, plant and equipment and are adjusted prospectively, if appropriate.

An item of property, plant and equipment is derecognized upon disposal or when no future economic benefits are expected from its use or disposal. Any gain or loss arising on derecognition of the asset (calculated as the difference between the net disposal proceeds and the carrying amount of the asset) is included in profit or loss in the period the asset is derecognized.

Property under construction is stated at cost less any impairment in value. This includes cost of construction, plant and equipment, capitalizable borrowing costs and other direct costs associated to construction. Property under construction is not depreciated until such time that the relevant assets are completed and available for its intended use.

Construction-in-progress is transferred to the related property, plant and equipment when the construction or installation and related activities necessary to prepare the property, plant and equipment for their intended use have been completed, and the property, plant and equipment are ready for commercial service.

Borrowing Costs

Borrowing costs are capitalized if they are directly attributable to the acquisition, construction or production of a qualifying asset. Qualifying assets are assets that necessarily take a substantial period of time to get ready for its intended use or sale. To the extent that funds are borrowed specifically for the purpose of obtaining a qualifying asset, the amount of borrowing costs eligible for capitalization on that asset shall be determined as the actual borrowing costs incurred on that borrowing during the period less any investment income on the temporary investment of those borrowings. To the extent that funds are borrowed generally and used for the purpose of obtaining a qualifying asset, the amount of borrowing costs eligible for capitalization shall be determined by applying a capitalization rate to the expenditures on that asset. The capitalization rate shall be the weighted average of the borrowing costs applicable to our borrowings that are outstanding during the period, other than borrowings made specifically for the purpose of obtaining a qualifying asset. The amount of borrowing costs capitalized during the period shall not exceed the amount of borrowing costs incurred during that period.

Capitalization of borrowing costs commences when the activities necessary to prepare the asset for intended use are in progress and expenditures and borrowing costs are being incurred. Borrowing costs are capitalized until the asset is available for their intended use. If the resulting carrying amount of the asset exceeds its recoverable amount, an impairment loss is recognized. Borrowing costs include interest charges and other costs incurred in connection with the borrowing of funds, as well as exchange differences arising from foreign currency borrowings used to finance these projects, to the extent that they are regarded as an adjustment to interest costs.

All other borrowing costs are expensed as incurred.

Asset Retirement Obligations

We are legally required under various lease agreements to dismantle the installation in leased sites and restore such sites to their original condition at the end of the lease contract term. We recognize the liability measured at the present value of the estimated costs of these obligations and capitalize such costs as part of the balance of the related item of property, plant and equipment. The amount of asset retirement obligations are accreted and such accretion is recognized as interest expense. See *Note 22 – Deferred Credits and Other Noncurrent Liabilities*.

Investment Properties

Investment properties are initially measured at cost, including transaction costs. The carrying amount includes the cost of replacing part of an existing investment property at the time that cost is incurred if the recognition criteria are met and excludes the cost of day-to-day servicing of an investment property. Subsequent to initial recognition, investment properties are stated at fair values, which have been determined annually based on the latest appraisal performed by an independent firm of appraisers, an industry specialist in valuing these types of investment properties as accredited by the Philippine SEC. Gains or losses arising from changes in the fair values of investment properties are included in our consolidated income statement in the period in which they arise, including the corresponding tax effect. Where an entity is unable to determine the fair value of an investment property under construction, but expects to be able to determine its fair value on completion, the investment under construction will be measured at cost until such time that fair value can be determined or construction is completed.

Investment properties are derecognized when they have been disposed or when the investment property is permanently withdrawn from use and no future benefit is expected from its disposal. Any gain or loss on the retirement or disposal of an investment property is recognized in our consolidated income statement in the year of retirement or disposal.

Transfers are made to or from investment property only when there is a change in use. For a transfer from investment property to owner-occupied property, the deemed cost for subsequent accounting is the fair value at the date of change in use. If an owner-occupied property becomes an investment property, we account for such property in accordance with the policy stated under property, plant and equipment up to the date of change in use. The difference between the carrying amount of the owner-occupied property and its fair value at the date of change is accounted for as revaluation increment recognized in other comprehensive income. On subsequent disposal of the investment property, the revaluation increment recognized in other comprehensive income is transferred to retained earnings.

No assets held under operating lease have been classified as investment properties.

Intangible Assets

Intangible assets acquired separately are measured at cost on initial recognition. The cost of intangible assets acquired from business combinations is initially recognized at fair value on the date of acquisition. Following initial recognition, intangible assets are carried at cost less any accumulated amortization and any accumulated impairment loss. The useful lives of intangible assets are assessed at the individual asset level as either finite or indefinite.

Intangible assets with finite lives are amortized over the useful economic life using the straight-line method and assessed for impairment whenever there is an indication that the intangible assets may be impaired. At a minimum, the amortization period and the amortization method for an intangible asset with a finite useful life are reviewed at least at each financial year-end. Changes in the expected useful life or the expected pattern of consumption of future economic benefits embodied in the asset are accounted for by changing the amortization period or method, as appropriate, and treated as changes in accounting estimates. The amortization expense on intangible assets with finite lives is recognized in our consolidated income statement.

Intangible assets with indefinite useful lives are tested for impairment annually either individually or at the CGU level. Such intangible assets are not amortized. The useful life of an intangible asset with an indefinite life is reviewed annually to determine whether the indefinite life assessment continues to be supportable. If not, the change in the useful life assessment from indefinite to finite is made on a prospective basis.

The estimated useful lives used in amortizing our intangible assets are disclosed in *Note 15 – Goodwill and Intangible Assets*.

Gains or losses arising from derecognition of an intangible asset are measured as the difference between the net disposal proceeds and the carrying amount of the asset, and are recognized in our consolidated income statement when the asset is derecognized.

Intangible assets created within the business are not capitalized and expenditures are charged against operations in the period in which the expenditures are incurred.

Inventories and Supplies

Inventories and supplies, which include cellular and landline phone units, materials, spare parts, terminal units and accessories, are valued at the lower of cost and net realizable value.

Costs incurred in bringing inventories and supplies to its present location and condition are accounted using the weighted average method. Net realizable value is determined by either estimating the selling price in the ordinary course of the business, less the estimated cost to sell or determining the prevailing replacement costs.

Impairment of Non-Financial Assets

We assess at each reporting period whether there is an indication that an asset may be impaired. If any such indication exists, or when the annual impairment testing for an asset is required, we make an estimate of the asset's recoverable amount. An asset's recoverable amount is the higher of an asset's or CGU's fair value less costs to sell or its value in use. Recoverable amount is determined for an individual asset, unless the asset does not generate cash inflows that are largely independent from those of other assets or groups of assets. When the carrying amount of an asset or CGU exceeds its recoverable amount, the asset is considered impaired and is written down to its recoverable amount.

In assessing the value in use, the estimated future cash flows are discounted to their present value using a pre-tax discount rate that reflects current market assessments of the time value of money and the risks specific to the asset. In determining the fair value less costs to sell, recent market transactions are taken into account. If no such transactions can be identified, an appropriate valuation model is used. Impairment losses are recognized in our consolidated income statement.

For assets, excluding goodwill, an assessment is made at each reporting date as to whether there is any indication that previously recognized impairment losses may no longer exist or may have decreased. If such indication exists, we make an estimate of the recoverable amount. A previously recognized impairment loss is reversed only if there has been a change in the estimates used to determine the asset's recoverable amount since the last impairment loss was recognized. If this is the case, the carrying amount of the asset is increased to its recoverable amount. The increased amount cannot exceed the carrying amount that would have been determined, net of depreciation and amortization, had no impairment loss been recognized for the asset in prior years. Such reversal is recognized in our consolidated income statement. After such reversal, the depreciation and amortization charges are adjusted in future years to allocate the asset's revised carrying amount, less any residual value, on a systematic basis over its remaining economic useful life.

The following assets have specific characteristics for impairment testing:

Property, plant and equipment

For property, plant and equipment, we also assess for impairment on the basis of impairment indicators such as evidence of internal obsolescence or physical damage. See *Note 3 – Management's Use of Accounting Judgments, Estimates and Assumptions – Asset Impairment* and *Note 9 – Property, Plant and Equipment* for further disclosures relating to impairment of non-financial assets.

Investments in associates and joint ventures

We determine at the end of each reporting period whether there is any objective evidence that our investments in associates and joint ventures are impaired. If this is the case, the amount of impairment is calculated as the difference between the recoverable amount of the investments in associates and joint ventures, and its carrying amount. The amount of impairment loss is recognized in our consolidated income statement. See *Note 10 – Investments in Associates, Joint Ventures and Deposits* for further disclosures relating to impairment of non-financial assets.

Goodwill

Goodwill is reviewed for impairment annually or more frequently if events or changes in circumstances indicate that the carrying value may be impaired. Impairment is determined for goodwill by assessing the recoverable amount of each CGU, or group of CGUs, to which the goodwill relates. When the recoverable amount of the CGU, or group of CGUs, is less than the carrying amount of the CGU, or group of CGUs, to which goodwill has been allocated, an impairment loss is recognized. Impairment losses relating to goodwill cannot be reversed in future periods.

If there is incomplete allocation of goodwill acquired in a business combination to CGUs, or group of CGUs, an impairment testing of goodwill is only carried out when impairment indicators exist. Where impairment indicators exist, impairment testing of goodwill is performed at a level at which the acquirer can reliably test for impairment.

Intangible assets

Intangible assets with indefinite useful lives are not amortized but are tested for impairment annually either individually or at the CGU level, as appropriate. We calculate the amount of impairment as being the difference between the recoverable amount of the intangible asset and its carrying amount and recognize the amount of impairment in our consolidated income statement. Impairment losses relating to intangible assets can be reversed in future periods.

See *Note 3 – Management’s Use of Accounting Judgments, Estimates and Assumptions – Asset Impairment* and *Note 15 – Goodwill and Intangible Assets – Impairment Testing of Goodwill and Intangible Assets with Indefinite Life* for further disclosures relating to impairment of non-financial assets,

Investment in Debt Securities

Investment in debt securities are government securities which are carried at amortized cost using the EIR method. Interest earned from these securities is recognized under “Interest income” in our consolidated income statement.

Cash and Cash Equivalents

Cash includes cash on hand and in banks. Cash equivalents, which include temporary cash investments, are short-term, highly liquid investments that are readily convertible to known amounts of cash with original maturities of three months or less from the date of acquisition, and for which there is an insignificant risk of change in value.

Short-term Investments

Short-term investments are money market placements, which are highly liquid with maturities of more than three months but less than one year from the date of acquisition.

Fair value measurement

We measure financial instruments such as derivatives, available-for-sale financial investments, certain short-term investments and non-financial assets such as investment properties, at fair value at each reporting date. Also, fair values of financial instruments measured at amortized cost are disclosed in *Note 28 – Financial Assets and Liabilities*.

Fair value is the price that would be received to sell an asset or paid to transfer a liability in an orderly transaction between market participants at the measurement date. The fair value measurement is based on the presumption that the transaction to sell the asset or transfer the liability takes place either: (i) in the principal market for the asset or liability, or (ii) in the absence of a principal market, in the most advantageous market for the asset or liability.

The principal or the most advantageous market must be accessible to us.

The fair value of an asset or a liability is measured using the assumptions that market participants would use when pricing the asset or liability, assuming that market participants act in their economic best interest.

A fair value measurement of a non-financial asset takes into account a market participant's ability to generate economic benefits by using the asset in its highest and best use or by selling it to another market participant that would use the asset in its highest and best use.

We use valuation techniques that are appropriate in the circumstances and for which sufficient data are available to measure fair value, maximizing the use of relevant observable inputs and minimizing the use of unobservable inputs.

All assets and liabilities for which fair value is measured or disclosed in the financial statements are categorized within the fair value hierarchy, described as follows, based on the lowest level input that is significant to the fair value measurement as a whole: (i) Level 1 — Quoted (unadjusted) market prices in active markets for identical assets or liabilities; (ii) Level 2 — Valuation techniques for which the lowest level input that is significant to the fair value measurement is directly or indirectly observable; and (iii) Level 3 — Valuation techniques for which the lowest level input that is significant to the fair value measurement is unobservable.

For assets and liabilities that are recognized in the financial statements on a recurring basis, we determine whether transfers have occurred between Levels in the hierarchy by re-assessing categorization (based on the lowest level input that is significant to the fair value measurement as a whole) at the end of each reporting period.

We determine the policies and procedures for both recurring fair value measurement, such as investment properties and quoted available-for-sale financial assets, and for non-recurring measurement, such as assets held for distribution in discontinued operation.

External valuers are involved for valuation of significant assets, such as properties. Involvement of external valuers is decided upon annually. Selection criteria include market knowledge, reputation, independence and whether professional standards are maintained. At each reporting date, we analyze the movements in the values of assets and liabilities which are required to be re-measured or re-assessed as per our accounting policies. For this analysis, we verify the major inputs applied in the latest valuation by agreeing the information in the valuation computation to contracts and other relevant documents.

We, in conjunction with our external valuers, also compare the changes in the fair value of each asset and liability with relevant external sources to determine whether the change is reasonable. This includes a discussion of the major assumptions used in the valuations. For the purpose of fair value disclosures, we have determined classes of assets and liabilities on the basis of the nature, characteristics and risks of the asset or liability and the level of the fair value hierarchy as explained above.

Revenue Recognition

Revenue is recognized to the extent that it is probable that the economic benefits will flow to us and the revenue can be reliably measured, regardless of when the payment is being made. Revenue is measured at the fair value of the consideration received or receivable, taking into account contractually defined terms of payment and excluding value-added tax, or VAT, or overseas communication tax, or OCT, where applicable. When deciding the most appropriate basis for presenting revenue and cost of revenue, we assess our revenue arrangements against specific criteria to determine if we are acting as principal or agent. We consider both the legal form and the substance of our agreement, to determine each party's respective roles in the agreement. We are acting as a principal when we have the significant risks and rewards associated with the rendering of telecommunication services. When our role in a transaction is that of principal, revenue is presented on a gross basis, otherwise, revenue is presented on a net basis.

Service revenues from continuing operations

Our revenues are principally derived from providing the following telecommunications services: cellular voice and data services in the wireless business; and local exchange, international and national long distance, data and other network, and information and communications services in the fixed line business. When determining the amount of revenue to be recognized in any period, the overriding principle followed is to match the revenue with the cost of the provision of service. Services may be rendered separately or bundled with goods or other services. The specific recognition criteria are as follows:

Subscribers

We provide telephone, cellular and data communication services under prepaid and postpaid payment arrangements as follows:

Postpaid service arrangements include fixed monthly charges (including excess of consumable fixed monthly service fees) generated from postpaid cellular voice, short messaging services, or SMS, and data services through the postpaid plans of *Smart* and *Sun Cellular*, from cellular and local exchange services primarily through wireless, landline and related services, and from data and other network services primarily through broadband and leased line services, which we recognize on a straight-line basis over the customer's subscription period. Services provided to postpaid subscribers are billed throughout the month according to the billing cycles of subscribers. Services availed by subscribers in addition to these fixed fee arrangements are charged separately and recognized as the additional service is provided or as availed by the subscribers.

Our prepaid services include over-the-air reloading channels and prepaid cards provided by *Smart Prepaid*, *Talk 'N Text Prepaid* and *Sun Cellular Prepaid*. Proceeds from over-the-air reloading channels and prepaid cards are initially recognized as unearned revenue and realized upon actual usage of the airtime value (i.e., the pre-loaded airtime value of subscriber identification module, or SIM, cards and subsequent top-ups) for voice, SMS, multimedia messaging services, or MMS, content downloading (inclusive of browsing), infotext services and prepaid unlimited and bucket-priced SMS and call subscriptions, net of free SMS allocation and bonus credits (load package purchased, i.e., free additional SMS or minute calls or Peso credits), or upon expiration of the usage period, whichever comes earlier. Interconnection fees and charges arising from the actual usage of airtime value or subscriptions are recorded as incurred.

Revenue from international and national long distance calls carried via our network is generally based on rates which vary with distance and type of service (direct dial or operator-assisted, paid or collect, etc.). Revenue from both wireless and fixed line long distance calls is recognized as the service is provided.

Nonrecurring upfront fees such as activation fees charged to subscribers for connection to our network are deferred and are recognized as revenue throughout the estimated average length of customer relationship. The related incremental costs are similarly deferred and recognized over the same period in our consolidated income statement.

Connecting carriers

Interconnection revenues for call termination, call transit and network usages are recognized in the period in which the traffic occurs. Revenues related to local, long distance, network-to-network, roaming and international call connection services are recognized when the call is placed or connection is provided and the equivalent amounts charged to us by other carriers are recorded under interconnection costs in our consolidated income statement. Inbound revenue and outbound charges are based on agreed transit and termination rates with other foreign and local carriers.

Value-Added Services, or VAS

Revenues from VAS include MMS, content downloading (inclusive of browsing) and infotext services. The amount of revenue recognized is net of payout to content provider's share in revenue.

Incentives

We operate customer loyalty programmes in our wireless business which allows customers to accumulate points when they purchase services or prepaid credits from us. The points can then be redeemed for free services and discounts, subject to a minimum number of points being obtained. Consideration received is allocated between the services and prepaid credits sold and the points issued, with the consideration allocated to the points equal to their value. The fair value of the points issued is deferred and recognized as revenue when the points are redeemed.

Product-based incentives provided to retailers and customers as part of a transaction are accounted for as multiple element arrangements and recognized when earned.

Multiple-deliverable arrangements

In revenue arrangements including more than one deliverable, the deliverables are assigned to one or more separate units of accounting and the arrangement consideration is allocated to each unit of accounting based on their relative fair value to reflect the substance of the transaction. Where fair value is not directly observable, the total consideration is allocated using an appropriate allocation method.

Other services

Revenue from server hosting, co-location services and customer support services are recognized as the service is performed.

Service revenues from discontinued operations

Our revenues are principally derived from knowledge processing solutions and customer relationship management services in the business process outsourcing business.

Revenue from outsourcing contracts under our knowledge processing solutions and customer relationship management businesses are recognized when evidence of an arrangement exists, the service has been provided, the fee is fixed or determinable, and collectability is reasonably assured. If the fee is not fixed or determinable, or collectability is not reasonably assured, revenue is not recognized until payment is received. For arrangements requiring specific customer acceptance, revenue recognition is deferred until the earlier of the end of the deemed acceptable period or until a written notice of acceptance is received from the customer. Revenue on services rendered to customers whose ability to pay is in doubt at the time of performance of services is also not recorded. Rather, revenue is recognized from these customers as payment is received. Revenue contingent on meeting specific performance conditions are recognized to the extent of costs incurred to provide the service. Outsourcing contracts may also include incentive payments dependent on achieving performance targets. Revenue relating to such incentive payments is recognized when the performance target is achieved.

Non-service revenues

Revenues from handset and equipment sales are recognized when the significant risks and rewards of ownership of the goods have passed to the buyer, usually on delivery of the goods. The related cost or net realizable value of handsets or equipment, sold to customers is presented as "Cost of sales" in our consolidated income statement.

Interest income

Interest income is recognized as it accrues on a time proportion basis taking into account the principal amount outstanding and the EIR.

Dividend income

Revenue is recognized when our right to receive the payment is established.

Expenses

Expenses are recognized as incurred.

Provisions

We recognize a provision when we have a present obligation, legal or constructive, as a result of a past event, and when it is probable that an outflow of resources embodying economic benefits will be required to settle the obligation and a reliable estimate can be made of the amount of the obligation. When we expect some or all of a provision to be reimbursed, the reimbursement is recognized as a separate asset, but only when the reimbursement is virtually certain. The expense relating to any provision is presented in our consolidated income statement, net of any reimbursements. If the effect of the time value of money is material, provisions are discounted using a current pre-tax rate that reflects, where appropriate, the risks specific to the liability. Where discounting is used, the increase in the provision due to the passage of time is recognized as interest expense.

Retirement Benefits

Defined benefit pension plans

We have separate and distinct retirement plans for PLDT and majority of our Philippine-based operating subsidiaries, administered by the respective Fund's Trustees, covering permanent employees. Retirement costs are separately determined using the projected unit credit method. This method reflects services rendered by employees to the date of valuation and incorporates assumptions concerning employees' projected salaries.

Retirement costs consist of the following:

- Service cost;
- Net interest on the net defined benefit asset or obligation; and
- Remeasurements of net defined benefit asset or obligation

Service cost which includes current service costs, past service costs and gains or losses on non-routine settlements are recognized as part of "Compensation and employee benefits" account in our consolidated income statement. These amounts are calculated periodically by an independent qualified actuary.

Net interest on the net defined benefit asset or obligation is the change during the period in the net defined benefit asset or obligation that arises from the passage of time which is determined by applying the discount rate based on the government bonds to the net defined benefit asset or obligation. Net deferred benefit asset is recognized as part of advances and other noncurrent assets and net defined benefit obligation is recognized as part of pension and other employee benefits in our consolidated statement of financial position.

Remeasurements comprising actuarial gains and losses, return on plan assets and any change in the effect of the asset ceiling (excluding net interest on defined benefit obligation) are recognized immediately in other comprehensive income in the period in which they arise. Remeasurements are not classified to profit or loss in subsequent periods.

The net defined benefit asset or obligation comprises the present value of the defined benefit obligation (using a discount rate based on government bonds, as explained in *Note 3 – Management’s Use of Accounting Judgments, Estimates and Assumptions – Estimating Pension Benefit Costs and Other Employee Benefits*), net of the fair value of plan assets out of which the obligations are to be settled directly. Plan assets are assets held by a long-term employee benefit fund or qualifying insurance policies and are not available to our creditors nor can they be paid directly to us. Fair value is based on market price information and in the case of quoted securities, the published bid price and in the case of unquoted securities, the discounted cash flow using the income approach. The value of any defined benefit asset recognized is restricted to the asset ceiling which is the present value of any economic benefits available in the form of refunds from the plan or reductions in the future contributions to the plan. See *Note 26 – Employee Benefits – Defined Benefit Pension Plans* for more details.

Defined contribution plans

Smart and certain of its subsidiaries maintain a defined contribution plan that covers all regular full-time employees under which it pays fixed contributions based on the employees’ monthly salaries. Smart and certain of its subsidiaries, however, are covered under Republic Act 7641, or R.A. 7641, otherwise known as “The Philippine Retirement Law”, which provides for qualified employees to receive a defined benefit minimum guarantee. The defined benefit minimum guarantee is equivalent to a certain percentage of the monthly salary payable to an employee at normal retirement age with the required credited years of service based on the provisions of R.A. 7641.

Accordingly, Smart and certain of its subsidiaries account for its retirement obligation under the higher of the defined benefit obligation related to the minimum guarantee and the obligation arising from the defined contribution plan.

For the defined benefit minimum guarantee plan, the liability is determined based on the present value of the excess of the projected defined benefit obligation over the projected defined contribution obligation at the end of the reporting period. The defined benefit obligation is calculated annually by a qualified independent actuary using the projected unit credit method. Smart and certain of its subsidiaries determines the net interest expense (income) on the net defined benefit liability (asset) for the period by applying the discount rate used to measure the defined benefit obligation at the beginning of the annual period to the then net defined benefit liability (asset), taking into account any changes in the net defined benefit liability (asset) during the period as a result of contributions and benefit payments. Net interest expense (income) and other expenses (income) related to the defined benefit plan are recognized in our profit or loss.

The defined contribution liability, on the other hand, is measured at the fair value of the defined contribution assets upon which the defined contribution benefits depend, with an adjustment for margin on asset returns, if any, where this is reflected in the defined contribution benefits.

Remeasurements of the net defined benefit liability, which comprise actuarial gains and losses, the return on plan assets (excluding interest) and the effect of the asset ceiling (if any, excluding interest), are recognized immediately in our other comprehensive income.

When the benefits of the plan are changed or when the plan is curtailed, the resulting change in benefit that relates to past service or the gain or loss on curtailment is recognized immediately in our profit or loss. Gains or losses on the settlement of the defined benefit plan are recognized when the settlement occurs. See *Note 26 – Employee Benefits – Defined Contribution Plans* for more details.

Other Long-term Employee Benefits

Our liability arising from the 2012 to 2014 Long-term Incentive Plan, or the 2012 to 2014 LTIP, is determined using the projected unit credit method. Employee benefit costs include current service cost, net interest on the net defined benefit obligation, and remeasurements of the net defined benefit obligation. Past service costs and actuarial gains and losses are recognized immediately in our profit or loss. See *Note 26 – Employee Benefits – Other Long-term Employee Benefits* for more details.

The long-term employee benefit liability comprises the present value of the defined benefit obligation (using a discount rate based on government bonds) at the end of the reporting period.

Leases

The determination of whether an arrangement is, or contains, a lease is based on the substance of the arrangement at inception date. The arrangement is assessed for whether the fulfillment of the arrangement is dependent on the use of a specific asset or assets or the arrangement conveys a right to use the asset or assets, even if that right is not explicitly specified in an arrangement. A reassessment is made after the inception of the lease only if one of the following applies: (a) there is a change in contractual terms, other than a renewal or extension of the agreement; (b) a renewal option is exercised or extension granted, unless the term of the renewal or extension was initially included in the lease term; (c) there is a change in the determination of whether the fulfillment is dependent on a specified asset; or (d) there is a substantial change to the asset.

Where a reassessment is made, lease accounting shall commence or cease from the date when the change in circumstances gave rise to the reassessment for scenarios (a), (c) or (d) and the date of renewal or extension period for scenario (b).

As a Lessor. Leases where we retain substantially all the risks and benefits of ownership of the asset are classified as operating leases. Any initial direct costs incurred in negotiating an operating lease are added to the carrying amount of the leased asset and recognized over the lease term on the same bases as rental income. Rental income is recognized in our consolidated income statement on a straight-line basis over the lease term.

All other leases are classified as finance leases. At the inception of the finance lease, the asset subject to lease agreement is derecognized and lease receivable is recognized. Interest income is accrued over the lease term using the EIR and lease amortization is accounted for as reduction of lease receivable.

As a Lessee. Leases where the lessor retains substantially all the risks and benefits of ownership of the assets are classified as operating leases. Operating lease payments are recognized as expense in our consolidated income statement on a straight-line basis over the lease term.

All other leases are classified as finance leases. A finance lease gives rise to the recognition of a leased asset and finance lease liability. Capitalized leased assets are depreciated over the shorter of the estimated useful life of the asset or the lease term, if there is no reasonable certainty that we will obtain ownership of the leased asset at the end of the lease term. Interest expense is recognized over the lease term using the EIR.

Income Taxes

Current income tax

Current income tax assets and liabilities for the current and prior years are measured at the amount expected to be recovered from or paid to the taxation authorities. The tax rates and tax laws used to compute the amount are those that are enacted or substantively enacted as at the end of the reporting period where we operate and generate taxable income.

Deferred income tax

Deferred income tax is provided using the balance sheet liability method on all temporary differences between the tax bases of assets and liabilities and their carrying amounts for financial reporting purposes at the end of the reporting period.

Deferred income tax liabilities are recognized for all taxable temporary differences except: (1) when the deferred income tax liability arises from the initial recognition of goodwill or of an asset or liability in a transaction that is not a business combination and, at the time of the transaction, affects neither the accounting profit nor taxable profit or loss; and (2) with respect to taxable temporary differences associated with investments in subsidiaries, associates and interest in joint ventures, when the timing of the reversal of the temporary differences can be controlled and it is probable that the temporary differences will not reverse in the foreseeable future.

Deferred income tax assets are recognized for all deductible temporary differences, the carryforward benefits of unused tax credits from excess minimum corporate income tax, or MCIT, over regular corporate income tax, or RCIT, and unused net operating loss carry over, or NOLCO. Deferred income tax assets are recognized to the extent that it is probable that taxable profit will be available against which the deductible temporary differences and carryforward benefits of unused tax credits and unused tax losses can be utilized, except: (1) when the deferred income tax asset relating to the deductible temporary difference arises from the initial recognition of an asset or liability in a transaction that is not a business combination and, at the time of the transaction, affects neither the accounting profit nor taxable profit or loss; and (2) with respect to deductible temporary differences associated with investments in subsidiaries, associates and interests in joint ventures, deferred income tax assets are recognized only to the extent that it is probable that the temporary differences will reverse in the foreseeable future and taxable profit will be available against which the temporary differences can be utilized.

The carrying amount of deferred income tax assets is reviewed at the end of each reporting period and reduced to the extent that it is no longer probable that sufficient taxable profit will be available to allow all or part of the deferred income tax assets to be utilized. Unrecognized deferred income tax assets are reassessed at the end of each reporting period and are recognized to the extent that it has become probable that future taxable profit will allow the deferred income tax assets to be recovered.

Deferred income tax assets and liabilities are measured at the tax rates that are expected to apply in the year when the asset is realized or the liability is settled, based on tax rates (and tax laws) that have been enacted or substantively enacted as at the end of the reporting period.

Deferred income tax relating to items recognized in "Other comprehensive income" account is included in our statement of comprehensive income and not in our consolidated income statement.

Deferred income tax assets and liabilities are offset, if a legally enforceable right exists to offset current income tax assets against current income tax liabilities and the deferred income taxes relate to the same taxable entity and the same taxation authority.

Tax benefits acquired as part of a business combination, but not satisfying the criteria for separate recognition at that date, would be recognized subsequently if new information about facts and circumstances changed. The adjustment would either be treated as a reduction to goodwill (as long as it does not exceed goodwill) if it is incurred during the measurement period or in our profit or loss.

VAT

Revenues, expenses and assets are recognized net of the amount of VAT except: (1) where the VAT incurred on a purchase of assets or services is not recoverable from the tax authority, in which case, the VAT is recognized as part of the cost of acquisition of the asset or as part of the expense item as applicable; and (2) where receivables and payables are stated with the amount of VAT included.

Contingencies

Contingent liabilities are not recognized in our consolidated financial statements. They are disclosed in the notes to our consolidated financial statements unless the possibility of an outflow of resources embodying economic benefits is remote. Contingent assets are not recognized in our consolidated financial statements but are disclosed in the notes to our consolidated financial statements when an inflow of economic benefits is probable.

Events After the End of the Reporting Period

Post year-end events up to the date of approval of the Board of Directors that provide additional information about our financial position at the end of the reporting period (adjusting events) are reflected in our consolidated financial statements. Post year-end events that are not adjusting events are disclosed in the notes to our consolidated financial statements when material.

Equity

Preferred and common stocks are measured at par value for all shares issued. Incremental costs incurred directly attributable to the issuance of new shares are shown in equity as a deduction from proceeds, net of tax. Proceeds and/or fair value of considerations received in excess of par value are recognized as capital in excess of par value in our consolidated statements of changes in equity.

Treasury stocks are our own equity instruments which are reacquired and recognized at cost and presented as reduction in equity. No gain or loss is recognized in our consolidated income statement on the purchase, sale, reissuance or cancellation of our own equity instruments. Any difference between the carrying amount and the consideration upon reissuance or cancellation of shares is recognized as capital in excess of par value in our consolidated statements of changes in equity and statements of financial position.

Change in the ownership interest of a subsidiary, without loss of control, is accounted for as an equity transaction and any impact is presented as part of capital in excess of par value in our consolidated statements of changes in equity.

Retained earnings represent our net accumulated earnings less cumulative dividends declared.

Other comprehensive income comprises of income and expense, including reclassification adjustments that are not recognized in our profit or loss as required or permitted by PFRSs.

New Accounting Standards, Amendments and Interpretations to Existing Standards Effective Subsequent to December 31, 2014

We will adopt the following standards, amendments and interpretations to existing standards enumerated below which are relevant to us when these become effective. Except as otherwise indicated, we do not expect the adoption of these standards, amendments and interpretations to PFRS to have a significant impact on our consolidated financial statements.

Effective January 1, 2015

Amendments to PAS 19, Employee Benefits – Defined Benefit Plans: Employee Contributions. The amendments apply to contributions from employees or third parties to defined benefit plans. Contributions that are set out in the formal terms of the plan shall be accounted for as reductions to current service costs if they are linked to service. These amendments clarify that, if the amount of the contributions is independent of the number of years of service, an entity is permitted to recognize such contributions as a reduction in the service cost in the period in which the service is rendered, instead of allocating the contributions to the periods of service. The amendments to PAS 19 are to be retrospectively applied for annual periods beginning on or after July 1, 2014. The amendments do not apply to us since our employees are not required to make contributions to the Plan.

The Annual Improvements to PFRSs (2010-2012 Cycle) contain necessary but non-urgent amendments to the following standards:

PFRS 8, Operating Segments – Aggregation of Operating Segments and Reconciliation of the Total of Reportable Segments' Assets to the Entity's Assets. The amendments require entities to disclose the judgment made by management in applying the aggregation criteria in the standard. This disclosure should include a brief description of the operating segments that have been aggregated in this way and the economic characteristics used to assess whether the segments are "similar". The amendments also clarify that an entity shall provide reconciliations of the total of reportable segments' assets to the entity's assets if such reconciliations are regularly provided to the chief operating decision maker, similar to the required disclosure for segment liabilities. These amendments are effective for annual periods beginning on or after July 1, 2014 and are applied retrospectively. The amendments affect disclosures only and have no significant impact on our financial position or performance.

PAS 16, Property, Plant and Equipment and PAS 38, Intangible Assets – Revaluation Method – Proportionate Restatement of Accumulated Depreciation and Amortization. The amendment is applied retrospectively and clarifies in PAS 16 and PAS 38 that the asset may be revalued by reference to the observable data on either the gross or the net carrying amount. In addition, the accumulated depreciation or amortization is the difference between the gross and carrying amounts of the asset.

The amendment is effective for annual periods beginning on or after July 1, 2014. The amendment shall apply to all revaluations recognized in annual periods beginning on or after the date of initial application of this amendment and in the immediately preceding annual period. The amendment has no significant impact on our financial position or performance.

PAS 24, Related Party Disclosures – Key Management Personnel. The amendment is applied retrospectively and clarifies that a management entity that provides key management personnel services is a related party subject to the related party disclosures. In addition, an entity that uses a management entity is required to disclose the expenses incurred for management services. The amendments are effective for annual periods beginning on or after July 1, 2014 and are applied retrospectively. The amendments affect disclosures only and have no significant impact on our financial position or performance.

The Annual Improvements to PFRSs (2011-2013 Cycle) contain necessary but non-urgent amendments to the following standards:

PFRS 3, Business Combinations – Scope Exceptions for Joint Arrangements. The amendment clarifies that PFRS 3 does not apply to the accounting for the formation of a joint arrangement in the financial statements of the joint arrangement itself. The amendment is effective for annual periods beginning on or after July 1, 2014 and is applied prospectively.

PFRS 13, Fair Value Measurement – Portfolio Exception. The amendment clarifies that the portfolio exception in *PFRS 13* can be applied to financial assets, financial liabilities and other contracts within the scope of *PAS 39*. The amendment is effective for annual periods beginning on or after July 1, 2014 and is applied prospectively. The amendment has no significant impact on our financial position and performance.

PAS 40, Investment Property. The amendment clarifies the inter-relationship between *PFRS 3* and *PFRS 40* when classifying property as investment property or owner-occupied property. The amendment stated that judgment is needed when determining whether the acquisition of investment property is the acquisition of an asset or a group of assets or a business combination within the scope of *PFRS 3*. This judgment is based on the guidance of *PFRS 3*. This amendment is effective for annual periods beginning on or after July 1, 2014 and is applied prospectively. The amendment has no significant impact on our financial position or performance.

Effective January 1, 2016

Amendments to PFRS 11, Joint Arrangements – Accounting for Acquisitions of Interests in Joint Operations. The amendments to *PFRS 11* require that a joint operator accounting for the acquisition of an interest in a joint operation, in which the activity of the joint operation constitutes a business must apply the relevant *PFRS 3* principles for business combinations accounting. The amendments also clarify that a previously held interest in a joint operation is not remeasured on the acquisition of an additional interest in the same joint operation while joint control is retained. In addition, the scope exclusion has been added to *PFRS 11* to specify that the amendments do not apply when the parties sharing joint control, including the reporting entity, are under common control of the same ultimate controlling party.

The amendments apply to both the acquisition of the initial interest in a joint operation and the acquisition of any additional interests in the same joint operation and are prospectively effective for annual periods beginning on or after January 1, 2016, with early adoption permitted. We shall consider these amendments for future acquisition of an interest in a joint operation.

Amendments to PAS 16 and PAS 38, Intangible Assets – Clarification of Acceptable Methods of Depreciation and Amortization. The amendments clarify that a depreciation method that is based on revenue generated by an activity that includes the use of an asset is not appropriate as such methods reflect a pattern of generation of economic benefits that arise from the operation of the business of which an asset is part, rather than the pattern of consumption of an asset's expected future economic benefits. The amendments are to be applied prospectively for annual periods beginning or after January 1, 2016. The amendments have no significant impact on our financial position or performance since our depreciation is calculated using the straight-line method over the estimated useful lives of the assets.

Amendments to PAS 16, Property, Plant and Equipment, and PAS 41, Agriculture – Bearer Plants. The amendments change the accounting requirements for biological assets that meet the definition of bearer plants. Under the amendments, biological assets that meet the definition of bearer plants will no longer be within the scope of *PAS 41*. Instead, *PAS 16* will apply. After initial recognition, bearer plants will be measured under *PAS 16* at accumulated cost (before maturity) and using either the cost model or revaluation model (after maturity). The amendments also require that produce that grows on bearer plants will remain in the scope of *PAS 41* measured at fair value less costs to sell. For government grants related to bearer plants, *PAS 20, Accounting for Government Grants and Disclosure of Government Assistance*, will apply. The amendments are retrospectively effective for annual periods beginning on or after January 1, 2016, with early adoption permitted. These amendments are not expected to have any impact to the us as we do not have any bearer plants.

Amendments to PAS 27, Separate Financial Statements – Equity Method in Separate Financial Statements. The amendments will allow entities to use the equity method to account for investments in subsidiaries, joint ventures and associates in their separate financial statements. Entities already applying PFRS and electing to change the equity method in its separate financial statements will have to apply that change retrospectively. For first-time adopters of PFRS electing to use the equity method in its separate financial statements, they will be required to apply this method from the date of transition to PFRS. The amendments are effective for annual periods beginning on or after January 1, 2016, with early adoption permitted. These amendments will not have any impact on our consolidated financial statements.

Amendments to PFRS 10, Consolidated Financial Instruments and PAS 28, Investments in Associates and Joint Ventures – Sale or Contribution of Assets between an Investor and its Associate or Joint Venture. These amendments address an acknowledged inconsistency between the requirements in *PFRS 10* and those in *PAS 28* (2011) in dealing with the sale or contribution of assets between an investor and its associate or joint venture. The amendments require that a full gain or loss is recognized when a transaction involves a business (whether it is housed in a subsidiary or not). A partial gain or loss is recognized when a transaction involves assets that do not constitute a business, even if these assets are housed in a subsidiary. These amendments are effective from annual periods beginning on or after January 1, 2016.

PFRS 14, Regulatory Deferral Accounts. *PFRS 14* is an optional standard that allows an entity, whose activities are subject to rate-regulation, to continue applying most of its existing accounting policies for regulatory deferral account balances upon its first-time adoption of PFRS. Entities that adopt *PFRS 14* must present the regulatory deferral accounts as separate line items on the statement of financial position and present movements in these account balances as separate line items in the statement of profit or loss and other comprehensive income. The standard requires disclosures on the nature of, and risks associated with, the entity's rate-regulation and the effects of that rate-regulation on its financial statements. *PFRS 14* is effective for annual periods beginning on or after January 1, 2016. Since we are an existing PFRS preparer, this standard would not apply.

The Annual Improvements to PFRSs (2012-2014 Cycle) contain necessary but non-urgent amendments to the following standards:

PFRS 5, Noncurrent Assets Held-for-Sale and Discontinued Operations – Changes in Methods of Disposal. The amendment is applied prospectively and clarifies that changing from a disposal through sale to a disposal through distribution to owners and vice-versa should not be considered to be a new plan of disposal, rather it is a continuation of the original plan. There is, therefore, no interruption of the application of the requirements in *PFRS 5*. The amendment also clarifies that changing the disposal method does not change the date of classification.

PFRS 7, Financial Instruments: Disclosures – Servicing Contracts. *PFRS 7* requires an entity to provide disclosures for any continuing involvement in a transferred asset that is derecognized in its entirety. The amendment clarifies that a servicing contract that includes a fee can constitute continuing involvement in a financial asset. An entity must assess the nature of the fee and arrangement against the guidance in *PFRS 7* in order to assess whether the disclosures are required. The amendment is to be applied such that the assessment of which servicing contracts constitute continuing involvement will need to be done retrospectively. However, comparative disclosures are not required to be provided for any period beginning or after the annual period in which the entity first applies the amendments.

PFRS 7 – Applicability of the Amendments to PFRS 7 to Condensed Interim Financial Statements. This amendment is applied retrospectively and clarifies that the disclosures on offsetting of financial assets and financial liabilities are not required in the condensed interim financial report unless they provide a significant update to the information reported in the most recent annual report.

PAS 19, Employee Benefits – Regional Market Issue Regarding Discount Rate. This amendment is applied prospectively and clarifies that market depth of high quality corporate bonds is assessed based on the currency in which the obligation is denominated, rather than the country where the obligation is located. When there is no deep market for high quality corporate bonds in that currency, government bond rates must be used.

PAS 34, Interim Financial Reporting – Disclosure of Information “Elsewhere in the Interim Financial Report”. The amendment is applied retrospectively and clarifies that the required interim disclosures must either be in the interim financial statements or incorporated by cross-reference between the interim financial statements and wherever they are included within the greater interim financial report (e.g., in the management commentary or risk report).

Effective January 1, 2018

PFRS 9, Financial Instruments (2014 version). In July 2014, the final version of *PFRS 9, Financial Instruments*, was issued. *PFRS 9* reflects all phrases of the financial instruments project and replaces *PAS 39, Financial Instruments: Recognition and Measurement*, and all previous versions of *PFRS 9*. The standard introduces new requirements for classification and measurement, impairment, and hedge accounting. *PFRS 9* is effective for annual periods beginning on or after January 1, 2018, with early application permitted. Retrospective application is required, but comparative information is not compulsory. Early application of previous versions of *PFRS 9* is permitted if the date of initial application is before February 1, 2015.

The adoption of *PFRS 9* will have an effect on the classification and measurement of our financial assets and impairment methodology for financial assets, and will have impact on the classification and measurement of the financial liabilities. The adoption will also have an effect on our application of hedge accounting. We are currently assessing the impact of adopting this standard.

Philippine Interpretation IFRIC 15, Agreement for the Construction of Real Estate. This interpretation covers accounting for revenue and associated expenses by entities that undertake the construction of real estate directly or through subcontractors. The Philippine SEC and the FRSC have deferred the effectivity of this interpretation until an evaluation of the requirements of the final Revenue Standard against the practices of the Philippine real estate industry is completed. Adoption of the interpretation when it becomes effective will not have any impact on our consolidated financial statements.

The following new standard issued by the International Accounting Standards Board has not yet been adopted by the FRSC:

IFRS 15, Revenue from Contract with Customers. *IFRS 15* was issued in May 2014 and establishes a new five-step model that will apply to revenue arising from contracts with customers. Under *IFRS 15*, revenue is recognized at an amount that reflects the consideration to which an entity expects to be entitled in exchange for transferring goods or services to a customer. The principles in *IFRS 15* provide a more structured approach to measuring and recognizing revenue. The new revenue standard is applicable to all entities and will supersede all current revenue recognition requirements under IFRS. Either a full or modified retrospective application is required for annual periods beginning on or after January 1, 2017 with early adoption permitted. We are currently assessing the impact of *IFRS 15* and plan to adopt the new standard on the required effective date once adopted locally.

3. Management's Use of Accounting Judgments, Estimates and Assumptions

The preparation of our consolidated financial statements in conformity with PFRS requires us to make judgments, estimates and assumptions that affect the reported amounts of our revenues, expenses, assets and liabilities and disclosure of contingent liabilities at the end of each reporting period. The uncertainties inherent in these assumptions and estimates could result in outcomes that could require a material adjustment to the carrying amount of the assets or liabilities affected in the future years.

Judgments

In the process of applying the PLDT Group's accounting policies, management has made the following judgments, apart from those including estimations and assumptions, which have the most significant effect on the amounts recognized in our consolidated financial statements.

Assets classified as held-for-sale and discontinued operations

On December 4, 2012, our Board of Directors authorized the sale of our BPO segment, which sale was completed in April 2013. Consequently, the BPO segment as at December 31, 2012 has been classified as discontinued operations and a disposal group held-for-sale. The BPO segment met the criteria of an asset to be classified as held-for-sale as at December 31, 2012 for the following reasons: (1) the BPO segment was then available for immediate sale and could be sold to a potential buyer in its current condition; (2) the Board of Directors had approved the plan to sell the BPO segment and we had entered into preliminary negotiations with a potential buyer and a number of other potential buyers had been identified; and (3) the Board of Directors expected negotiations to be finalized and the sale to be completed in April 2013. The results of operations of our BPO business for the four months ended April 30, 2013 were presented as discontinued operations. See *Note 2 – Summary of Significant Accounting Policies – Discontinued Operations*.

Determination of functional currency

The functional currencies of the entities under the PLDT Group are the currency of the primary economic environment in which each entity operates. It is the currency that mainly influences the revenue from and cost of rendering products and services.

The presentation currency of the PLDT Group is the Philippine peso. Based on the economic substance of the underlying circumstances relevant to the PLDT Group, the functional currency of all entities under PLDT Group is the Philippine peso, except for: (a) SMHC, SMI, FECL Group, PIHC, PLDT Global and certain of its subsidiaries, PGNL and certain of its subsidiaries, DCPL, and certain subsidiaries of Chikka, which use the U.S. dollar; (b) elnnovations, Takatack, 3rd Brand, CPL and CISP, which use the Singapore dollar; (c) CCCBL, which use the Chinese renminbi; (d) BTMS, which use the Malaysian ringgit; and (e) PTCL, which use the Indonesian rupiah.

Leases

As a lessee, we have various lease agreements in respect of certain equipment and properties. We evaluate whether significant risks and rewards of ownership of the leased properties are transferred to us (finance lease) or retained by the lessor (operating lease) based on *PAS 17, Leases*. Total lease expense arising from operating leases from continuing operations amounted to Php6,605 million, Php6,041 million and Php5,860 million for the years ended December 31, 2014, 2013 and 2012, respectively, while that from discontinued operations amounted to nil, Php86 million and Php263 million for the years ended December 31, 2014, 2013 and 2012, respectively. Total finance lease obligations amounted to Php6 million and Php12 million as at December 31, 2014 and 2013, respectively. See *Note 2 – Summary of Significant Accounting Policies – Discontinued Operations*, *Note 21 – Interest-bearing Financial Liabilities – Obligations under Finance Leases* and *Note 28 – Financial Assets and Liabilities – Liquidity Risk*.

Accounting for investments in MediaQuest Holdings, Inc., or MediaQuest, through Philippine Depositary Receipts, or PDRs

ePLDT made various investments in PDRs issued by MediaQuest in relation to its direct interest in Satventures, Inc., or Satventures, and indirect interest in Cignal TV, Inc., or Cignal TV. Satventures is a wholly-owned subsidiary of MediaQuest and Cignal TV is a wholly-owned subsidiary of Satventures. ePLDT's investments in PDRs are part of our overall strategy to broaden our distribution platform and increase our ability to deliver multi-media content. On September 27, 2013, the Satventures and Cignal TV PDRs were issued and provided ePLDT a 40% economic interest each in the common shares of Satventures and Cignal TV, or an aggregate of 64% economic interest in Cignal TV.

Based on our judgment at PLDT Group level, ePLDT's investments in PDRs give ePLDT a significant influence over Satventures and Cignal TV as evidenced by inter-change of managerial personnel, provision of essential technical information and material transactions among PLDT, Smart, Satventures and Cignal TV, thus accounted for as investments in associates using the equity method.

The carrying value of our investments in PDRs issued by MediaQuest amounted to Php9,575 million and Php9,522 million as at December 31, 2014 and 2013, respectively. See related discussion on *Note 10 – Investment in Associates, Joint Ventures and Deposits – Investments in Associates – Investment in MediaQuest*.

Estimates and Assumptions

The key estimates and assumptions concerning the future and other key sources of estimation uncertainty at the end of the reporting period that have a significant risk of causing a material adjustment to the carrying amounts of assets and liabilities recognized in our consolidated financial statements within the next financial year are discussed below. We based our estimates and assumptions on parameters available when the consolidated financial statements were prepared. Existing circumstances and assumptions about future developments, however, may change due to market changes or circumstances arising beyond the control of PLDT. Such changes are reflected in the assumptions when they occur.

Asset impairment

PFRS requires that an impairment review be performed when certain impairment indicators are present. In the case of goodwill, at a minimum, such asset is subject to an annual impairment test and more frequently whenever there is an indication that such asset may be impaired. This requires an estimation of the value in use of the CGUs to which the goodwill is allocated. Estimating the value in use requires us to make an estimate of the expected future cash flows from the CGU and to choose a suitable discount rate in order to calculate the present value of those cash flows.

Determining the recoverable amount of property, plant and equipment, investments in associates, joint ventures and deposits, intangible assets, prepayments and other noncurrent assets, requires us to make estimates and assumptions in the determination of future cash flows expected to be generated from the continued use and ultimate disposition of such assets. Future events could cause us to conclude that property, plant and equipment, investments in associates and joint ventures, intangible assets and other noncurrent assets associated with an acquired business are impaired. Any resulting impairment loss could have a material adverse significant impact on our financial position and financial performance.

The preparation of estimated future cash flows involves significant estimations and assumptions. While we believe that our assumptions are appropriate and reasonable, significant changes in our assumptions may materially affect our assessment of recoverable values and may lead to future impairment charges under PFRS.

In 2013, Smart and DMPI launched a network convergence program designed to consolidate the networks of Smart and DMPI into a single network enabling subscribers of both companies to take advantage of the combined network. The convergence is expected to result in savings from synergies in terms of optimized capital expenditures and cost efficiencies from colocation of base stations, consolidation of core systems, and operating expenses. The program, however, rendered certain network equipment and site facilities obsolete. In view of this, Smart and DMPI recognized full impairment provision on the net book value of the affected network equipment and site facilities amounting to Php378 million and Php1,764 million, respectively.

In 2014, SBI and PDSI recognized impairment losses on the net book values of their Canopy and Wimax equipment. Canopy and Wimax technologies have been rendered less preferred as telecommunications operators started to shift to Long-Term Evolution, or LTE, which offers improved speed and compatibility with 2G and 3G technologies. The business plan for fixed wireless is to roll-out Time Duplex, or TD, LTE sites in 2014 and 2015 and migrate all existing Canopy and Wimax subscribers to the new technology as network coverage for TD LTE increases. Total impairment losses amounted to Php2,394 million and Php1,223 million for SBI and PDSI, respectively.

In 2014, PLDT implemented a massive fiber optic footprint and backbone expansion which increased bandwidth connectivity between different regions of the country and rendered subscribers opportunities for better services. In relation to this, PLDT has recognized an impairment provision on the net book value of certain transmission facilities consequently replaced by the program amounting to Php227 million.

Total asset impairment on noncurrent assets amounted to Php3,844 million, Php2,143 million and Php2,896 million for the years ended December 31, 2014, 2013 and 2012.

See *Note 4 – Operating Segment Information*, *Note 5 – Income and Expenses – Asset Impairment* and *Note 9 – Property, Plant and Equipment – Impairment of Certain Wireless Network Equipment and Facilities*.

The carrying values of our property, plant and equipment, investments in associates, joint ventures and deposits, goodwill and intangible assets, and prepayments are separately disclosed in *Notes 9, 10, 15 and 19*, respectively.

Estimating useful lives of property, plant and equipment

We estimate the useful lives of each item of our property, plant and equipment based on the periods over which our assets are expected to be available for use. Our estimate of the useful lives of our property, plant and equipment is based on our collective assessment of industry practice, internal technical evaluation and experience with similar assets. The estimated useful lives of our property, plant and equipment are reviewed every year-end and are updated if expectations differ from previous estimates due to physical wear and tear, technical or commercial obsolescence and legal or other limitations on the use of our assets. It is possible, however, that future results of operations could be materially affected by changes in our estimates brought about by changes in the factors mentioned above. The amounts and timing of recorded expenses for any period would be affected by changes in these factors and circumstances. A reduction in the estimated useful lives of our property, plant and equipment would increase our recorded depreciation and amortization and decrease our property, plant and equipment.

The total depreciation and amortization of property, plant and equipment from continuing operations amounted to Php31,379 million, Php30,304 million and Php32,354 million for the years ended December 31, 2014, 2013 and 2012, respectively, while that from discontinued operations amounted to nil, Php153 million and Php466 million for the years ended December 31, 2014, 2013 and 2012, respectively. Total carrying values of property, plant and equipment, net of accumulated depreciation and amortization amounted to Php191,984 million and Php192,665 million as at December 31, 2014 and 2013, respectively.

See *Note 2 – Summary of Significant Accounting Policies – Discontinued Operations*, *Note 4 – Operating Segment Information* and *Note 9 – Property, Plant and Equipment*.

Estimating useful lives of intangible assets with finite life

Intangible assets with finite lives are amortized over the expected useful life using the straight-line method of accounting. At a minimum, the amortization period and the amortization method for an intangible asset with a finite useful life are reviewed at least at each financial year-end. Changes in the expected useful life or the expected pattern of consumption of future economic benefits embodied in the asset are accounted for by changing the amortization period or method, as appropriate, and treated as changes in accounting estimates. The amortization expense on intangible assets with finite lives is recognized in our consolidated income statement.

The total amortization of intangible assets from continuing operations with finite life amounted to Php1,149 million, Php1,020 million and Php921 million for the years ended December 31, 2014, 2013 and 2012, respectively, while that from discontinued operations amounted to nil, Php55 million and Php180 million for the years ended December 31, 2014, 2013 and 2012, respectively. Total carrying values of intangible assets with finite life amounted to Php6,173 million and Php7,286 million as at December 31, 2014 and 2013, respectively.

See *Note 2 – Summary of Significant Accounting Policies – Discontinued Operations*, *Note 4 – Operating Segment Information* and *Note 15 – Goodwill and Intangible Assets*.

Goodwill and intangible assets with indefinite useful life

Our consolidated financial statements and financial performance reflect acquired businesses after the completion of the respective acquisition. We account for the acquired businesses using the acquisition method, which require extensive use of accounting judgments and estimates to allocate the purchase price to the fair market values of the acquiree's identifiable assets and liabilities and contingent liabilities, if any, at the acquisition date. Any excess in the purchase price over the estimated fair market values of the net assets acquired is recorded as goodwill in our consolidated statement of financial position. Thus, the numerous judgments made in estimating the fair market value to be assigned to the acquiree's assets and liabilities can materially affect our financial performance.

Total carrying values of goodwill and intangible assets with indefinite useful life amounted to Php66,669 million and Php66,632 million as at December 31, 2014 and 2013, respectively. See *Note 15 – Goodwill and Intangible Assets*.

Recognition of deferred income tax assets

We review the carrying amounts of deferred income tax assets at the end of each reporting period and reduce these to the extent that these are no longer probable that sufficient taxable income will be available to allow all or part of the deferred income tax assets to be utilized. Our assessment on the recognition of deferred income tax assets on deductible temporary differences is based on the level and timing of forecasted taxable income of the subsequent reporting periods. This forecast is based on our past results and future expectations on revenues and expenses as well as future tax planning strategies. However, there is no assurance that we will generate sufficient taxable income to allow all or part of our deferred income tax assets to be utilized. We also review the level of projected gross margin for the use of Optional Standard Deduction, or OSD method, and assess the future tax consequences for the recognition of deferred income tax assets. Based on Smart and SBI's projected gross margin, they expect to continue using the OSD method in the foreseeable future.

Based on the above assessment, our consolidated unrecognized deferred income tax assets amounted to Php10,248 million and Php12,426 million as at December 31, 2014 and 2013, respectively. In addition, our unrecognized net deferred income tax assets for items which would not result in future tax benefits when using the OSD method amounted to Php4,259 million and Php4,496 million as at December 31, 2014 and 2013, respectively. Total consolidated benefit from deferred income tax from continuing operations amounted to Php1,024 million, Php4,401 million and Php919 million for the years ended December 31, 2014, 2013 and 2012, respectively, while provision for deferred income tax from discontinued operations amounted to nil, Php30 million and Php28 million for the years ended December 31, 2014, 2013 and 2012, respectively. Total consolidated net deferred income tax assets amounted to Php17,131 million and Php14,181 million as at December 31, 2014 and 2013, respectively. See *Note 2 – Summary of Significant Accounting Policies – Discontinued Operations*, *Note 4 – Operating Segment Information* and *Note 7 – Income Taxes*.

Estimating allowance for doubtful accounts

If we assessed that there was an objective evidence that an impairment loss has been incurred in our trade and other receivables, we estimate the allowance for doubtful accounts related to our trade and other receivables that are specifically identified as doubtful of collection. The amount of allowance is evaluated by management on the basis of factors that affect the collectability of the accounts. In these cases, we use judgment based on the best available facts and circumstances, including, but not limited to, the length of our relationship with the customer and the customer's credit status based on third party credit reports and known market factors, to record specific reserves for customers against amounts due in order to reduce our receivables to amounts that we expect to collect. These specific reserves are re-evaluated and adjusted as additional information received affect the amounts estimated.

In addition to specific allowance against individually significant receivables, we also assess a collective impairment allowance against credit exposures of our customer which were grouped based on common credit characteristic, which, although not specifically identified as requiring a specific allowance, have a greater risk of default than when the receivables were originally granted to customers. This collective allowance is based on historical loss experience using various factors, such as historical performance of the customers within the collective group, deterioration in the markets in which the customers operate, and identified structural weaknesses or deterioration in the cash flows of customers.

Total provision for doubtful accounts for trade and other receivables from continuing operations recognized in our consolidated income statements amounted to Php2,023 million, Php3,171 million and Php2,175 million for the years ended December 31, 2014, 2013 and 2012, respectively. Trade and other receivables, net of allowance for doubtful accounts, amounted to Php29,151 million and Php17,564 million as at December 31, 2014 and 2013, respectively. See *Note 4 – Operating Segment Information*, *Note 5 – Income and Expenses – Asset Impairment*, *Note 17 – Trade and Other Receivables* and *Note 28 – Financial Assets and Liabilities*.

Estimating pension benefit costs and other employee benefits

The cost of defined benefit and contribution plans and present value of the pension obligation are determined using the projected unit credit method. Actuarial valuation includes making various assumptions which consists, among other things, discount rates, rates of compensation increases and mortality rates. See *Note 26 – Employee Benefits*. Due to complexity of valuation, the underlying assumptions and its long-term nature, a defined benefit obligation is highly sensitive to changes in assumptions. While we believe that our assumptions are reasonable and appropriate, significant differences in our actual experience or significant changes in our assumptions may materially affect our cost for pension and other retirement obligations. All assumptions are reviewed every year-end.

Net consolidated pension benefit costs from continuing operations amounted to Php1,702 million, Php856 million and Php584 million for the years ended December 31, 2014, 2013 and 2012, respectively, while net consolidated pension benefit costs from discontinued operations amounted to nil, Php9 million and Php170 million for the years ended December 31, 2014, 2013 and 2012, respectively. The prepaid benefit costs amounted to Php65 million and Php199 million as at December 31, 2014 and 2013, respectively. The accrued benefit costs amounted to Php13,131 million and Php10,310 million as at December 31, 2014 and 2013, respectively. See *Note 5 – Income and Expenses – Compensation and Employee Benefits*, *Note 19 – Prepayments* and *Note 26 – Employee Benefits – Defined Benefit Pension Plans*.

To ensure the proper execution of our strategic and operational business plans while taking into account the acquisition of Digitel in 2011 and other recent market developments, the 2012 to 2014 LTIP, covering the period from January 1, 2012 to December 31, 2014, was approved by the Board of Directors with the endorsement of the Executive Compensation Committee, or ECC, on March 22, 2012. The awards in the 2012 to 2014 LTIP are contingent upon the successful achievement of certain profit targets, intended to align the execution of the business strategies of the expanded PLDT Group, including Digitel, over the three-year period 2012 to 2014. In addition, the 2012 to 2014 LTIP allows for the participation of a number of senior executives and certain newly hired executives and ensures the continuity of management in line with the succession planning of the PLDT Group. LTIP costs recognized for the years ended December 31, 2014, 2013 and 2012 amounted to Php168 million, Php1,638 million and Php1,491 million, respectively. Total outstanding liability and fair value of the 2012 to 2014 LTIP amounted to Php3,297 million and Php3,129 million as at December 31, 2014 and 2013, respectively. See *Note 5 – Income and Expenses – Compensation and Employee Benefits*, *Note 24 – Accrued Expenses and Other Current Liabilities* and *Note 26 – Employee Benefits – Other Long-term Employee Benefits*.

Provision for asset retirement obligations

Provision for asset retirement obligations are recognized in the period in which they are incurred if a reasonable estimate of fair value can be made. This requires an estimation of the cost to restore/dismantle on a per square meter basis, depending on the location, and is based on the best estimate of the expenditure required to settle the obligation at the future restoration/dismantlement date, discounted using a pre-tax rate that reflects the current market assessment of the time value of money and, where appropriate, the risk specific to the liability. Total provision for asset retirement obligations amounted to Php2,068 million and Php2,144 million as at December 31, 2014 and 2013, respectively. See *Note 22 – Deferred Credits and Other Noncurrent Liabilities*.

Provision for legal contingencies and tax assessments

We are currently involved in various legal proceedings and tax assessments. Our estimates of the probable costs for the resolution of these claims have been developed in consultation with our counsel handling the defense in these matters and are based upon our analysis of potential results. We currently do not believe these proceedings could materially reduce our revenues and profitability. It is possible, however, that future financial position and performance could be materially affected by changes in our estimates or effectiveness of our strategies relating to these proceedings and assessments. See *Note 27 – Provisions and Contingencies*.

Based on management's assessment, appropriate provisions were made; however, management has decided not to disclose further details of these provisions as they may prejudice our position in certain legal proceedings.

Revenue recognition

Our revenue recognition policies require us to make use of estimates and assumptions that may affect the reported amounts of our revenues and receivables.

Our agreements with domestic and foreign carriers for inbound and outbound traffic subject to settlements require traffic reconciliations before actual settlement is done, which may not be the actual volume of traffic as measured by us. Initial recognition of revenues is based on our observed traffic adjusted by our normal experience adjustments, which historically are not material to our consolidated financial statements. Differences between the amounts initially recognized and the actual settlements are taken up in the accounts upon reconciliation. However, we cannot assure you that the use of such estimates will not result in material adjustments in future periods.

Revenues earned from multiple element agreements offered by our fixed line and wireless businesses are split into separately identifiable components based on their relative fair value in order to reflect the substance of the transaction. Where fair value is not directly observable, the total consideration is allocated using an appropriate allocation method. We account for mobile contracts in accordance with *PAS 18, Revenue Recognition*, and have concluded that the handset and the mobile services may be accounted for as separate identifiable components. The handset (with activation) is delivered first, followed by the mobile service (which is provided over the contract/lock-in period, generally one or two years). Because some amount of the arrangement consideration that may be allocated to the handset generally is contingent on providing the mobile service, the amount that is allocated to the handset is limited to the cash received (i.e., the amount paid for the handset) at the time of the handset delivery.

Under certain arrangements with our knowledge processing solutions services, if there is uncertainty regarding the outcome of the transaction for which service was rendered, revenue is recognized only to the extent of expenses incurred for rendering the service and only to such amount as determined to be recoverable.

We recognize our revenues from installation and activation related fees and the corresponding costs over the expected average periods of customer relationship for fixed line and cellular services. We estimate the expected average period of customer relationship based on our most recent churn rate analysis.

Determination of fair values of financial assets and financial liabilities

Where the fair value of financial assets and financial liabilities recorded in our consolidated statement of financial position cannot be derived from active markets, they are determined using valuation techniques including the discounted cash flows model. The inputs to these models are taken from observable markets where possible, but where this is not feasible, a degree of judgment is required in establishing fair values. The judgments include considerations of inputs such as liquidity risk, credit risk and volatility. Changes in assumptions about these factors could affect the reported fair value of financial instruments.

Other than those whose carrying amounts are reasonable approximations of fair values, total fair values of noncurrent financial assets and noncurrent financial liabilities as at December 31, 2014 amounted to Php3,315 million and Php139,207 million, respectively, while the total fair values of noncurrent financial assets and noncurrent financial liabilities as at December 31, 2013 amounted to Php4,711 million and Php113,911 million, respectively. See *Note 28 – Financial Assets and Liabilities*.

4. Operating Segment Information

Operating segments are components of the PLDT Group that engage in business activities from which they may earn revenues and incur expenses (including revenues and expenses relating to transactions with other components of PLDT Group). The operating results of these operating segments are regularly reviewed by the Management Committee to make decisions about how resources are to be allocated to each of the segments and to assess their performances, and for which discrete financial information is available.

For management purposes, we are organized into business units based on our products and services and based on the reorganization as discussed below. We have three reportable operating segments, as follows:

- Wireless – wireless telecommunications services provided by Smart and DMPI, which owns the *Sun Cellular* business and is a wholly-owned subsidiary of Digitel, our cellular service providers; Wifun, our portal enabler company; SBI and PDSI, our wireless broadband service providers; Voyager and Chikka Group, our wireless content operators; ACeS Philippines, our satellite operator; and certain subsidiaries of PLDT Global, our mobile virtual network operations provider;
- Fixed Line – fixed line telecommunications services primarily provided by PLDT. We also provide fixed line services through PLDT's subsidiaries, namely, ClarkTel, SubicTel, Philcom Group, Maratel, SBI, PDSI, BCC, PLDT Global and certain subsidiaries and Digitel, all of which together account for approximately 6% of our consolidated fixed line subscribers; information and communications infrastructure and services for internet applications, internet protocol-based solutions and multimedia content delivery provided by ePLDT, IPCDSI Group, AGS Group and Curo; distributor of Filipino channels and content provided by PGNL and its subsidiaries; air transportation service provided by PG1; and bills printing and other VAS-related services provided by ePDS; and
- Others – PGIH, PLDT Digital and its Subsidiary, MIC, PGIC and PCEV, our investment companies.

See *Note 2 – Summary of Significant Accounting Policies* and *Note 14 – Business Combinations and Acquisition of Noncontrolling Interests*, for further discussion.

As at December 31, 2014, our Management Committee categorized PLDT Group's business activities into three business units: Wireless, Fixed Line and Others. On December 4, 2012, our Board of Directors authorized the sale of our BPO segment, which was completed in April 2013. Consequently, the results of operations of our BPO business for the four months ended April 30, 2013 and for the year ended December 31, 2012 were presented as discontinued operations. See *Note 2 – Summary of Significant Accounting Policies – Discontinued Operations* and *Note 3 – Management's Use of Accounting Judgments, Estimates and Assumptions – Assets Classified as Held-for-Sale and Discontinued Operations*.

The Management Committee monitors the operating results of each business unit separately for purposes of making decisions about resource allocation and performance assessment. Segment performance is evaluated based on net income (loss) for the year; earnings before interest, taxes and depreciation and amortization, or EBITDA; EBITDA margin; and core income. Net income (loss) for the year is measured consistent with net income (loss) in our consolidated financial statements.

EBITDA for the year is measured as net income from continuing operations excluding depreciation and amortization, amortization of intangible assets, asset impairment on noncurrent assets, financing costs, interest income, equity share in net earnings (losses) of associates and joint ventures, foreign exchange gains (losses) – net, gains (losses) on derivative financial instruments – net, provision for (benefit from) income tax and other income (expenses) – net.

EBITDA margin for the year is measured as EBITDA from continuing operations divided by service revenues.

Core income for the year is measured as net income attributable to equity holders of PLDT (net income less net income attributable to noncontrolling interests), excluding foreign exchange gains (losses) – net, gains (losses) on derivative financial instruments – net (excluding hedge costs), asset impairment on noncurrent assets, other nonrecurring gains (losses), net of tax effect of aforementioned adjustments, as applicable, and similar adjustments to equity share in net earnings (losses) of associates and joint ventures.

Transfer prices between operating segments are on an arm's length basis similar to transactions with third parties. Segment revenues, segment expenses and segment results include transfers between business segments. These transfers are eliminated in full upon consolidation.

Core earnings per common share, or core EPS, for the year is measured as core income divided by the weighted average number of outstanding common shares. See *Note 8 – Earnings Per Common Share* for the weighted average number of common shares.

EBITDA, EBITDA margin, core income and core EPS are non-PFRS measures.

The amounts of segment assets and liabilities and segment profit or loss are based on measurement principles that are similar to those used in measuring the assets and liabilities and profit or loss in our consolidated financial statements, which is in accordance with PFRS.

The segment revenues, net income, and other segment information of our reportable operating segments as at and for the years ended December 31, 2014, 2013 and 2012 are as follows:

	Wireless	Fixed Line	Others	Inter-segment Transactions	Consolidated
(in million pesos)					
December 31, 2014					
Revenues					
External customers	117,297	53,665	-	-	170,962
Service revenues (Note 3)	113,455	51,615	-	-	165,070
Non-service revenues (Notes 3 and 5)	3,842	2,050	-	-	5,892
Inter-segment transactions	1,582	13,570	-	(15,152)	-
Service revenues (Note 3)	1,582	13,549	-	(15,131)	-
Non-service revenues (Notes 3 and 5)	-	21	-	(21)	-
Total revenues	118,879	67,235	-	(15,152)	170,962
Results					
Depreciation and amortization (Notes 3 and 9)	16,375	15,004	-	-	31,379
Asset impairment (Notes 3, 5, 9, 10, 17, 18 and 28)	5,620	426	-	-	6,046
Equity share in net earnings (losses) of associates and joint ventures (Note 10)	(11)	63	3,789	-	3,841
Interest income (Note 5)	217	350	295	(110)	752
Financing costs – net (Notes 5, 9, 21 and 28)	1,646	3,724	60	(110)	5,320
Provision for income tax (Notes 3 and 7)	7,158	2,818	82	-	10,058
Net income / Segment profit	21,895	6,722	5,473	-	34,090
EBITDA	50,917	25,612	(56)	404	76,877
EBITDA margin	44%	39%	-	(3%)	47%
Core income	25,176	6,691	5,543	-	37,410
Assets and liabilities					
Operating assets	200,981	199,098	34,791	(57,752)	377,118
Investments in associates, joint ventures and deposits (Notes 3 and 10)	492	11,956	29,598	-	42,046
Deferred income tax assets – net (Notes 3 and 7)	3,504	13,627	-	-	17,131
Total assets	204,977	224,681	64,389	(57,752)	436,295
Operating liabilities	143,463	169,706	13,867	(29,836)	297,200
Deferred income tax liabilities – net (Notes 3 and 7)	3,367	1,015	45	-	4,427
Total liabilities	146,830	170,721	13,912	(29,836)	301,627
Other segment information					
Capital expenditures, including capitalized interest (Notes 5, 9, 21 and 22)	23,048	11,711	-	-	34,759
December 31, 2013					
Revenues					
External customers	117,615	50,716	-	-	168,331
Service revenues (Note 3)	114,971	49,081	-	-	164,052
Non-service revenues (Notes 3 and 5)	2,644	1,635	-	-	4,279
Inter-segment transactions	1,708	12,851	-	(14,559)	-
Service revenues (Note 3)	1,708	12,789	-	(14,497)	-
Non-service revenues (Notes 3 and 5)	-	62	-	(62)	-
Total revenues	119,323	63,567	-	(14,559)	168,331

	Wireless	Fixed Line	Others	Inter-segment Transactions	Consolidated
	(in million pesos)				
Results					
Depreciation and amortization (Notes 3 and 9)	16,358	13,946	–	–	30,304
Asset impairment (Notes 3, 5, 9, 10, 17, 18 and 28)	3,918	1,625	–	–	5,543
Equity share in net earnings (losses) of associates and joint ventures (Note 10)	(54)	(86)	2,882	–	2,742
Interest income (Note 5)	324	392	249	(33)	932
Financing costs – net (Notes 5, 9, 21 and 28)	3,232	3,390	–	(33)	6,589
Provision for (benefit from) income tax (Notes 3 and 7)	8,862	(698)	84	–	8,248
Net income / Segment profit	21,921	7,809	3,508	146	35,453
Continuing operations	21,921	7,809	3,508	146	33,384
Discontinued operations (Notes 2 and 8)	–	–	–	–	2,069
EBITDA from continuing operations	54,703	22,274	(5)	580	77,552
EBITDA margin	47%	36%	–	(4%)	47%
Core income	26,499	9,061	3,110	146	38,717
Continuing operations	26,499	9,061	3,110	146	38,816
Discontinued operations	–	–	–	–	(99)
Assets and liabilities					
Operating assets	195,212	172,293	15,522	(38,880)	344,147
Investments in associates, joint ventures and deposits (Notes 3 and 10)	–	11,685	29,625	–	41,310
Deferred income tax assets – net (Notes 3 and 7)	999	13,182	–	–	14,181
Total assets	196,211	197,160	45,147	(38,880)	399,638
Operating liabilities	133,977	143,891	1,220	(21,213)	257,875
Deferred income tax liabilities – net (Notes 3 and 7)	3,591	819	27	–	4,437
Total liabilities	137,568	144,710	1,247	(21,213)	262,312
Other segment information					
Capital expenditures, including capitalized interest (Notes 5, 9, 21 and 22)	17,092	11,746	–	–	28,838
December 31, 2012					
Revenues					
External customers	114,260	48,773	–	–	163,033
Service revenues (Note 3)	112,107	47,631	–	–	159,738
Non-service revenues (Notes 3 and 5)	2,153	1,142	–	–	3,295
Inter-segment transactions	1,672	11,473	–	(13,145)	–
Service revenues (Note 3)	1,672	11,440	–	(13,112)	–
Non-service revenues (Notes 3 and 5)	–	33	–	(33)	–
Total revenues	115,932	60,246	–	(13,145)	163,033
Results					
Depreciation and amortization (Notes 3 and 9)	19,000	13,354	–	–	32,354
Asset impairment (Notes 3, 5, 9, 10, 17, 18 and 28)	4,218	1,068	–	–	5,286
Equity share in net earnings (losses) of associates and joint ventures (Note 10)	(78)	108	1,508	–	1,538
Interest income (Note 5)	565	713	76	–	1,354
Financing costs – net (Notes 5, 9, 21 and 28)	2,683	4,193	–	–	6,876
Provision for (benefit from) income tax (Notes 3 and 7)	8,094	(51)	7	–	8,050
Net income / Segment profit	25,014	5,740	4,333	469	36,099
Continuing operations	25,014	5,740	4,333	469	35,556
Discontinued operations (Notes 2 and 8)	–	–	–	–	543
EBITDA from continuing operations	54,480	20,089	(18)	837	75,388
EBITDA margin	48%	34%	–	(6%)	47%
Core income	25,694	5,769	4,424	469	36,907
Continuing operations	25,694	5,769	4,424	469	36,356
Discontinued operations	–	–	–	–	551
Assets and liabilities					
Operating assets	202,494	182,223	9,979	(36,933)	357,763
Investments in associates, joint ventures and deposits (Notes 3 and 10)	54	6,222	20,801	–	27,077
Deferred income tax assets – net (Notes 3 and 7)	754	6,471	–	–	7,225
Assets classified as held-for-sale	–	638	–	–	13,750
Total assets	203,302	195,554	30,780	(36,933)	405,815
Operating liabilities	134,524	138,338	4,788	(25,893)	251,757
Deferred income tax liabilities – net (Notes 3 and 7)	4,918	795	–	–	5,713
Liabilities directly associated with assets classified as held-for-sale	–	–	–	–	2,611
Total liabilities	139,442	139,133	4,788	(25,893)	260,081
Other segment information					
Capital expenditures, including capitalized interest (Notes 5, 9, 21 and 22)	22,058	13,726	612	–	36,396

The following table shows the reconciliation of our consolidated EBITDA to our consolidated net income for the years ended December 31, 2014, 2013 and 2012:

	2014	2013	2012
		(in million pesos)	
EBITDA from continuing operations	76,877	77,552	75,388
Add (deduct) adjustments to continuing operations:			
Other income – net	4,853	4,113	5,813
Equity share in net earnings of associates and joint ventures (Note 10)	3,841	2,742	1,538
Interest income (Notes 5, 12 and 16)	752	932	1,354
Gains (losses) on derivative financial instruments – net (Note 28)	(101)	511	(2,009)
Foreign exchange gains (losses) – net (Note 28)	(382)	(2,893)	3,282
Amortization of intangible assets (Notes 3 and 15)	(1,149)	(1,020)	(921)
Fixed assets and other noncurrent asset impairment (Notes 3, 5 and 9)	(3,844)	(2,143)	(2,896)
Financing costs – net (Notes 5, 9, 21 and 28)	(5,320)	(6,589)	(6,876)
Provision for income tax (Notes 3 and 7)	(10,058)	(8,248)	(8,050)
Depreciation and amortization (Notes 3 and 9)	(31,379)	(30,304)	(32,354)
Retroactive effect of adoption of Revised PAS 19 ⁽¹⁾	–	(1,269)	1,287
Total adjustments	(42,787)	(44,168)	(39,832)
Net income from continuing operations	34,090	33,384	35,556
Net income from discontinued operations (Note 8)	–	2,069	543
Consolidated net income	34,090	35,453	36,099

⁽¹⁾ The Revised PAS 19 modifies the timing of recognition for termination benefits. The modification requires termination benefits to be recognized at the earlier of when the offer cannot be withdrawn or when the related restructuring costs are recognized.

The following table shows the reconciliation of our consolidated core income to our consolidated net income for the years ended December 31, 2014, 2013 and 2012:

	2014	2013	2012
		(in million pesos)	
Core income from continuing operations	37,410	38,816	36,356
Core income from discontinued operations	–	(99)	551
Consolidated core income	37,410	38,717	36,907
Add (deduct) adjustments to continuing operations:			
Gains (losses) on derivative financial instruments – net, excluding hedge costs (Note 28)	208	816	(1,689)
Net income (loss) attributable to noncontrolling interests	(1)	33	(49)
Core income adjustment on equity share in net earnings (losses) of associates and joint ventures	(79)	59	(91)
Foreign exchange gains (losses) – net (Note 28)	(382)	(2,893)	3,282
Fixed assets and other noncurrent asset impairment (Notes 3, 5 and 9)	(3,844)	(2,143)	(2,896)
Casualty losses due to typhoon “Yolanda”	–	(878)	–
Retroactive effect of adoption of Revised PAS 19 ⁽¹⁾	–	(1,269)	1,287
Net tax effect of aforementioned adjustments	778	843	(644)
Total adjustments	(3,320)	(5,432)	(800)
Adjustments to discontinued operations	–	2,168	(8)
Net income from continuing operations	34,090	33,384	35,556
Net income from discontinued operations (Note 8)	–	2,069	543
Consolidated net income	34,090	35,453	36,099

⁽¹⁾ The Revised PAS 19 modifies the timing of recognition for termination benefits. The modification requires termination benefits to be recognized at the earlier of when the offer cannot be withdrawn or when the related restructuring costs are recognized.

Disclosure of the geographical distribution of our revenues from external customers and the geographical location of our total assets are not provided since the majority of our consolidated revenues are derived from our operations within the Philippines.

There is no revenue transaction with a single external customer that accounted for 10% or more of our consolidated revenues from external customers for the years ended December 31, 2014, 2013 and 2012.

5. Income and Expenses

Non-service Revenues

Non-service revenues for the years ended December 31, 2014, 2013 and 2012 consist of the following:

	2014	2013	2012
	(in million pesos)		
Sale of computers, cellular handsets, cellular SIM-packs and broadband data modems	5,364	3,804	2,704
Point-product-sales	528	475	591
Total non-service revenues (Note 4)	5,892	4,279	3,295

Compensation and Employee Benefits

Compensation and employee benefits for the years ended December 31, 2014, 2013 and 2012 consist of the following:

	2014	2013	2012
	(in million pesos)		
Salaries and other employee benefits	16,637	17,034	17,462
Pension benefit costs (Notes 3 and 26)	1,702	828	525
Manpower rightsizing program, or MRP	242	1,869	2,521
Incentive plans (Notes 3 and 26)	168	1,638	1,491
Total compensation and employee benefits	18,749	21,369	21,999

Over the past years, we have been implementing MRP in line with our continuing efforts to reduce the cost base of our businesses. The decision to implement the MRP was a result of challenges faced by our businesses as significant changes in technology, increasing competition, and shifting market preferences have reshaped the future of our businesses. The MRP is being implemented in compliance with the Labor Code of the Philippines and all other relevant labor laws and regulations in the Philippines.

Cost of Sales

Cost of sales for the years ended December 31, 2014, 2013 and 2012 consist of the following:

	2014	2013	2012
	(in million pesos)		
Cost of computers, cellular handsets, cellular SIM-packs sold and broadband data modems	13,055	11,380	8,074
Cost of point-product-sales	432	376	593
Cost of satellite air time and terminal units (Note 25)	25	50	80
Total cost of sales	13,512	11,806	8,747

Asset Impairment

Asset impairment for the years ended December 31, 2014, 2013 and 2012 consist of the following:

	2014	2013	2012
		(in million pesos)	
Property, plant and equipment (Notes 3 and 9)	3,844	2,142	2,881
Trade and other receivables (Notes 3 and 17)	2,023	3,171	2,175
Inventories and supplies (Note 18)	179	229	215
Others	–	1	15
Total asset impairment	6,046	5,543	5,286

Interest Income

Interest income for the years ended December 31, 2014, 2013 and 2012 consist of the following:

	2014	2013	2012
		(in million pesos)	
Interest income on other loans and receivables	533	790	1,310
Interest income on HTM investments (Note 12)	211	135	31
Interest income on FVPL	8	7	13
Total interest income (Note 4)	752	932	1,354

Financing Costs – net

Financing costs – net for the years ended December 31, 2014, 2013 and 2012 consist of the following:

	2014	2013	2012
		(in million pesos)	
Interest on loans and other related items (Notes 21 and 28)	5,429	5,086	6,319
Financing charges	168	383	418
Accretion on financial liabilities (Notes 21 and 28)	165	1,541	1,053
Capitalized interest (Note 9)	(442)	(421)	(914)
Total financing costs – net (Note 4)	5,320	6,589	6,876

6. Components of Other Comprehensive Income

Changes in other comprehensive income under equity of our consolidated statements of financial position for the years ended December 31, 2014, 2013 and 2012 are as follows:

	Foreign currency translation differences of subsidiaries	Net gains on available-for-sale financial investments – net of tax	Net transactions on cash flow hedges – net of tax	Revaluation increment on investment properties – net of tax	Actuarial gain (losses) on defined benefit plans – net of tax	Share in the other comprehensive income (loss) of associates and joint ventures accounted for using the equity method	Total other comprehensive income (loss) attributable to equity holders of PLDT	Share of noncontrolling interests	Total other comprehensive income (loss) – net of tax
					(in million pesos)				
Balances as at January 1, 2014	496	67	40	239	(13,333)	1,010	(11,481)	(2)	(11,483)
Other comprehensive income (loss)	(7)	8,144	(74)	364	(4,874)	(357)	3,196	4	3,200
Balances as at December 31, 2014	489	8,211	(34)	603	(18,207)	653	(8,285)	2	(8,283)
Balances as at January 1, 2013	441	75	44	240	(4,177)	(10)	(3,387)	6	(3,381)
Other comprehensive income (loss)	802	(8)	(16)	(1)	(9,156)	1,020	(7,359)	(8)	(7,367)
Discontinued operations (Note 2)	(747)	–	12	–	–	–	(735)	–	(735)
Balances as at December 31, 2013	496	67	40	239	(13,333)	1,010	(11,481)	(2)	(11,483)
Balances as at January 1, 2012	(1,014)	52	14	314	2,099	(10)	1,455	8	1,463
Revaluation increment removed from other comprehensive income taken to retained earnings	–	–	–	(105)	–	–	(105)	–	(105)
Other comprehensive income (loss)	(795)	23	92	31	(6,231)	–	(6,880)	(2)	(6,882)
Discontinued operations (Note 2)	2,250	–	(62)	–	(45)	–	2,143	–	2,143
Balances as at December 31, 2012	441	75	44	240	(4,177)	(10)	(3,387)	6	(3,381)

Revaluation increment on investment properties pertains to the difference between the carrying value and fair value of property, plant and equipment transferred to investment property at the time of change in classification.

7. Income Taxes

Corporate Income Tax

The major components of consolidated net deferred income tax assets and liabilities recognized in our consolidated statements of financial position as at December 31, 2014 and 2013 are as follows:

	2014	2013
	(in million pesos)	
Net deferred income tax assets (Notes 3 and 4)	17,131	14,181
Net deferred income tax liabilities (Note 4)	4,427	4,437

The components of our consolidated net deferred income tax assets and liabilities as at December 31, 2014 and 2013 are as follows:

	2014	2013
	(in million pesos)	
Net deferred income tax assets:		
Pension and other employee benefits	4,484	3,623
Unamortized past service pension costs	3,026	2,312
Accumulated provision for doubtful accounts	2,579	2,597
Fixed asset impairment	2,531	125
Unearned revenues	2,179	2,980
Unrealized foreign exchange losses	1,475	1,548
Customer list	1,115	1,318
Provision for other assets	461	367
Derivative financial instruments	435	528
Accumulated write-down of inventories to net realizable values	210	205
NOLCO	100	130
MCIT	2	34
Undepreciated capitalized interest charges	(1,554)	(1,751)
Others	88	165
Total deferred income tax assets – net	17,131	14,181
Net deferred income tax liabilities:		
Intangible assets and fair value adjustment on assets acquired – net of amortization	2,973	3,182
Unrealized foreign exchange gains	689	675
Unamortized fair value adjustment on fixed assets from business combinations	511	644
Undepreciated capitalized interest charges	9	9
Others	245	(73)
Total deferred income tax liabilities – net	4,427	4,437

Changes in our consolidated net deferred income tax assets (liabilities) as at December 31, 2014 and 2013 are as follows:

	2014	2013
	(in million pesos)	
Net deferred income tax assets – balance at beginning of the year (Notes 3 and 4)	14,181	7,225
Net deferred income tax liabilities – balance at beginning of the year (Note 4)	(4,437)	(5,713)
Net balance at beginning of the year	9,744	1,512
Movement charged directly to other comprehensive income	1,988	3,833
Benefit from deferred income tax	1,024	4,401
Excess MCIT deducted against RCIT due	(33)	(9)
Others	(19)	7
Net balance at end of the year	12,704	9,744
Net deferred income tax assets – balance at end of the year (Notes 3 and 4)	17,131	14,181
Net deferred income tax liabilities – balance at end of the year (Note 4)	(4,427)	(4,437)

The analysis of our consolidated net deferred income tax assets as at December 31, 2014 and 2013 are as follows:

	2014	2013
	(in million pesos)	
Deferred income tax assets:		
Deferred income tax assets to be recovered after 12 months	16,432	13,181
Deferred income tax assets to be recovered within 12 months	2,828	3,283
	19,260	16,464
Deferred income tax liabilities:		
Deferred income tax liabilities to be settled after 12 months	(1,666)	(1,645)
Deferred income tax liabilities to be settled within 12 months	(463)	(638)
	(2,129)	(2,283)
Net deferred income tax assets (Notes 3 and 4)	17,131	14,181

The analysis of our consolidated net deferred income tax liabilities as at December 31, 2014 and 2013 are as follows:

	2014	2013
	(in million pesos)	
Deferred income tax assets:		
Deferred income tax assets to be recovered after 12 months	34	58
Deferred income tax assets to be recovered within 12 months	8	15
	42	73
Deferred income tax liabilities:		
Deferred income tax liabilities to be settled after 12 months	(3,728)	(4,005)
Deferred income tax liabilities to be settled within 12 months	(741)	(505)
	(4,469)	(4,510)
Net deferred income tax liabilities (Note 4)	(4,427)	(4,437)

Provision for (benefit from) corporate income tax from continuing operations for the years ended December 31, 2014, 2013 and 2012 consist of:

	2014	2013	2012
		(in million pesos)	
Current	11,082	12,649	8,969
Deferred (Note 3)	(1,024)	(4,401)	(919)
	10,058	8,248	8,050

The reconciliation between the provision for income tax at the applicable statutory tax rate and the actual provision for corporate income tax for the years ended December 31, 2014, 2013 and 2012 are as follows:

	2014	2013	2012
		(in million pesos)	
Provision for income tax at the applicable statutory tax rate:			
Continuing operations	13,244	12,490	13,082
Discontinued operations (Note 2)	–	637	291
	13,244	13,127	13,373
Tax effects of:			
Nondeductible expenses	450	235	1,372
Income subject to lower tax rate	(110)	(702)	(834)
Income subject to final tax	(224)	(899)	(933)
Difference between OSD and itemized deductions	(242)	(1,397)	–
Income not subject to income tax	(417)	(622)	(1,853)
Equity share in net earnings of associates and joint ventures	(1,152)	(822)	(461)
Net movement in unrecognized deferred income tax assets and other adjustments	(1,491)	(617)	(2,186)
	(3,186)	(4,824)	(4,895)
Actual provision for corporate income tax:			
Continuing operations	10,058	8,248	8,050
Discontinued operations (Note 2)	–	55	428
	10,058	8,303	8,478

In accordance with Republic Act 9504 as implemented by Revenue Regulations No. 16-2008, corporations may elect a standard deduction in an amount equivalent to 40% of gross income in lieu of the itemized allowed deductions.

For taxable year 2014, Smart opted to use OSD method in computing its taxable income. In line with this, certain deferred income tax assets and liabilities of Smart, for which the related income and expenses are not considered in determining gross income for income tax purposes, are not recognized as deferred income tax assets and liabilities in the consolidated statements of financial position. This is because the manner by which they expect to recover or settle the underlying assets and liabilities would not result in any future tax consequence. Deferred income tax assets and liabilities, for which the related income and expenses are considered in determining gross income for income tax purposes, are recognized only to the extent of their future tax consequence assuming OSD method was applied, which results in such deferred income tax assets and liabilities being reduced by the 40% allowable deduction that are provided for under the OSD method. Accordingly, the deferred income tax assets and liabilities that were not recognized due to the OSD method amounted to Php4,259 million and Php4,496 million as at December 31, 2014 and 2013, respectively. See Note 3 – Management’s Use of Accounting Judgments, Estimates and Assumptions – Recognition of Deferred Income Tax Assets.

The breakdown of our consolidated deductible temporary differences, carryforward benefits of unused tax credits from excess of MCIT over RCIT, and NOLCO (excluding those not recognized due to the adoption of the OSD method) for which no deferred income tax assets were recognized and the equivalent amount of unrecognized deferred income tax assets as at December 31, 2014 and 2013 are as follows:

	2014	2013
	(in million pesos)	
Fixed asset impairment	9,250	20,507
NOLCO	7,966	2,085
Unearned revenues	5,036	6,529
Accumulated provision for doubtful accounts	4,321	3,765
Provisions for other assets	3,611	5,694
Pension and other employee benefits	1,356	362
Asset retirement obligation	859	537
MCIT	395	382
Accumulated write-down of inventories to net realizable values	119	191
Derivative financial instruments	69	130
Unrealized foreign exchange losses	40	34
Operating lease and others	218	314
	33,240	40,530
Unrecognized deferred income tax assets (Note 3)	10,248	12,426

DMPI recognized deferred income tax assets to the extent that it is probable that sufficient taxable income will be available to allow all or part of the deferred income tax assets to be utilized. DMPI's deferred income tax assets that were recognized amounted to Php1,461 million and nil as at December 31, 2014 and 2013, respectively. Digital and DMPI's unrecognized deferred income tax assets amounted to Php9,564 million and Php12,172 million as at December 31, 2014 and 2013, respectively.

Our consolidated deferred income tax assets have been recorded to the extent that such consolidated deferred income tax assets are expected to be utilized against sufficient future taxable profit. Deferred income tax assets related to the preceding table were not recognized as we believe that future taxable profit will not be sufficient to realize these deductible temporary differences and carryforward benefits of unused tax credits from excess of MCIT over RCIT, and NOLCO in the future.

The breakdown of our consolidated excess MCIT and NOLCO as at December 31, 2014 are as follows:

Date Incurred	Expiry Date	MCIT	NOLCO
		(in million pesos)	
December 31, 2012	December 31, 2015	91	55
December 31, 2013	December 31, 2016	232	2,071
December 31, 2014	December 31, 2017	74	6,174
		397	8,300
Consolidated tax benefits		397	2,490
Consolidated unrecognized deferred income tax assets		(395)	(2,390)
Consolidated recognized deferred income tax assets		2	100

The excess MCIT totaling Php397 million as at December 31, 2014 can be deducted against future RCIT due. The excess MCIT that was deducted against RCIT due amounted to Php33 million, Php9 million and Php37 million for the years ended December 31, 2014, 2013 and 2012, respectively. The amount of expired portion of excess MCIT amounted to Php61 million, Php11 million and Php8 million for the years ended December 31, 2014, 2013 and 2012, respectively.

NOLCO totaling Php8,300 million as at December 31, 2014 can be claimed as deduction against future taxable income. The NOLCO claimed as deduction against taxable income amounted to Php130 million, Php6,643 million and Php3,989 million for the years ended December 31, 2014, 2013 and 2012, respectively. The amount of expired portion of excess NOLCO amounted to Php39 million, Php23 million and Php425 million for the years ended December 31, 2014, 2013 and 2012, respectively.

Registration with Subic Bay Freeport Enterprise and Clark Special Economic Zone Enterprise

SubicTel is registered as a Subic Bay Freeport Enterprise, while ClarkTel is registered as a Clark Special Economic Zone Enterprise under Republic Act 7227, or R.A. 7227, otherwise known as the Bases Conversion and Development Act of 1992. As registrants, SubicTel and ClarkTel are entitled to all the rights, privileges and benefits established thereunder including tax and duty-free importation of capital equipment and a special income tax rate of 5% of gross income, as defined in R.A. 7227.

Registration with Philippine Economic Zone Authorities, or PEZA

On July 23, 2013, PEZA approved IPCDSI's application for pioneer status as an Ecozone IT Enterprise and was granted a three-year income tax holiday, or ITH, for its expansion project up to June 29, 2015. Income from its IT operations shall be covered by the 5% gross income tax incentive, in lieu of all national and local taxes, including additional deductions for training expenses.

Consolidated income derived from non-registered activities with Economic Zone and BOI is subject to the RCIT rate at the end of the reporting period.

Consolidated tax incentives that were availed from registration with Economic Zone and BOI amounted to Php40 million, Php39 million and Php190 million for the years ended December 31, 2014, 2013 and 2012, respectively.

8. Earnings Per Common Share

The following table presents information necessary to calculate the EPS for the years ended December 31, 2014, 2013 and 2012:

	2014		2013		2012	
	Basic	Diluted	Basic	Diluted	Basic	Diluted
	(in million pesos)					
Net income attributable to equity holders of PLDT from:						
Continuing operations	34,091	34,091	33,351	33,351	35,605	35,605
Discontinued operations (Notes 2 and 4)	-	-	2,069	2,069	543	543
Consolidated net income attributable to equity holders of PLDT (Note 4)	34,091	34,091	35,420	35,420	36,148	36,148
Dividends on preferred shares (Note 20)	(59)	(59)	(60)	(60)	(52)	(52)
Consolidated net income attributable to common equity holders of PLDT	34,032	34,032	35,360	35,360	36,096	36,096

	2014		2013		2012	
	Basic	Diluted	Basic	Diluted	Basic	Diluted
	(in thousands, except per share amounts which are in pesos)					
Outstanding common shares at beginning of the year	216,056	216,056	216,056	216,056	214,436	214,436
Effect of issuance of common shares during the year	-	-	-	-	1,619	1,619
Weighted average number of common shares	216,056	216,056	216,056	216,056	216,055	216,055
EPS from continuing operations attributable to common equity holders of PLDT (Note 4)	157.51	157.51	154.09	154.09	164.55	164.55
EPS from discontinued operations attributable to common equity holders of PLDT (Notes 2 and 4)	-	-	9.58	9.58	2.52	2.52
EPS attributable to common equity holders of PLDT (Note 4)	157.51	157.51	163.67	163.67	167.07	167.07

Basic EPS amounts are calculated by dividing our consolidated net income for the year attributable to common equity holders of PLDT (consolidated net income adjusted for dividends on all series of preferred shares, except for dividends on preferred stock subject to mandatory redemption) by the weighted average number of common shares issued and outstanding during the year.

Diluted EPS amounts are calculated in the same manner assuming that, at the beginning of the year or at the time of issuance during the year, all outstanding options are exercised and convertible preferred shares are converted to common shares, and appropriate adjustments to our consolidated net income are effected for the related income and expenses on preferred shares. Outstanding stock options will have a dilutive effect only when the average market price of the underlying common share during the year exceeds the exercise price of the stock option.

Convertible preferred shares are deemed dilutive when required dividends declared on each series of convertible preferred shares divided by the number of equivalent common shares, assuming such convertible preferred shares are converted to common shares, decreases the basic EPS. As such, the diluted EPS is calculated by dividing our consolidated net income attributable to common shareholders (consolidated net income, adding back any dividends and/or other charges recognized for the year related to the dilutive convertible preferred shares classified as liability, less dividends on non-dilutive preferred shares except for dividends on preferred stock subject to mandatory redemption) by the weighted average number of common shares excluding the weighted average number of common shares held as treasury shares, and including the common shares equivalent arising from the conversion of the dilutive convertible preferred shares and from the mandatory tender offer for all remaining Digital shares.

Where the effect of the assumed conversion of the preferred shares and the exercise of all outstanding options have an anti-dilutive effect, basic and diluted EPS are stated at the same amount.

9. Property, Plant and Equipment

Changes in property, plant and equipment account for the years ended December 31, 2014 and 2013 are as follows:

	Cable and wire facilities	Central office equipment	Cellular facilities	Buildings and improvements	Vehicles, aircraft, furniture and other network equipment	Communications satellite	Information origination and termination equipment	Land and land improvements	Property under construction	Total
(in million pesos)										
As at January 1, 2013										
Cost	157,036	95,258	100,935	24,333	42,628	966	9,341	3,224	47,312	481,033
Accumulated depreciation, impairment and amortization	(96,545)	(74,730)	(52,543)	(12,417)	(35,218)	(966)	(8,278)	(258)	–	(280,955)
Net book value	60,491	20,528	48,392	11,916	7,410	–	1,063	2,966	47,312	200,078
Year Ended December 31, 2013										
Net book value at beginning of the year	60,491	20,528	48,392	11,916	7,410	–	1,063	2,966	47,312	200,078
Additions	2,456	583	5,331	333	1,908	–	627	437	16,802	28,477
Disposals/Retirements	(626)	(128)	(269)	(42)	(107)	–	(1)	(440)	(384)	(1,997)
Translation differences charged directly to cumulative translation adjustments	8	(3)	–	(3)	10	–	–	–	–	12
Impairment losses recognized during the year (Note 5)	(305)	–	(1,778)	–	(50)	–	(9)	–	–	(2,142)
Reclassifications (Note 13)	21	64	1,086	(147)	(10)	–	–	(280)	(2,191)	(1,457)
Transfers and others	4,643	3,172	5,172	272	1,053	–	179	3	(14,494)	–
Depreciation of revaluation increment on investment properties transferred to property, plant and equipment charged to other comprehensive income	–	–	–	(2)	–	–	–	–	–	(2)
Depreciation and amortization (Notes 2, 3 and 4)	(9,984)	(3,788)	(10,923)	(1,325)	(3,680)	–	(602)	(2)	–	(30,304)
Net book value at end of the year (Note 3)	56,704	20,428	47,011	11,002	6,534	–	1,257	2,684	47,045	192,665
As at December 31, 2013										
Cost	175,695	115,625	152,885	26,441	48,595	966	11,091	2,943	47,045	581,286
Accumulated depreciation, impairment and amortization	(118,991)	(95,197)	(105,874)	(15,439)	(42,061)	(966)	(9,834)	(259)	–	(388,621)
Net book value (Note 3)	56,704	20,428	47,011	11,002	6,534	–	1,257	2,684	47,045	192,665
Year Ended December 31, 2014										
Net book value at beginning of the year (Note 3)	56,704	20,428	47,011	11,002	6,534	–	1,257	2,684	47,045	192,665
Additions	1,788	472	9,233	181	2,246	–	544	5	20,430	34,899
Disposals/Retirements	(14)	(21)	(173)	(36)	(57)	–	–	–	(1)	(302)
Translation differences charged directly to cumulative translation adjustments	–	1	–	–	1	–	–	–	–	2
Acquisition through business combinations (Note 14)	–	–	–	–	502	–	–	–	192	694
Reclassifications (Note 13)	(57)	(202)	23	(1)	(162)	–	114	508	(972)	(749)
Transfers and others	5,683	4,431	3,960	333	2,125	–	92	4	(16,628)	–
Impairment losses recognized during the year (Notes 3 and 5)	(1)	(227)	(3,606)	–	(10)	–	–	–	–	(3,844)
Depreciation of revaluation increment on investment properties transferred to property, plant and equipment charged to other comprehensive income	–	–	–	(2)	–	–	–	–	–	(2)
Depreciation and amortization (Notes 2, 3 and 4)	(9,944)	(4,807)	(11,243)	(1,337)	(3,363)	–	(684)	(1)	–	(31,379)
Net book value at end of the year (Note 3)	54,159	20,075	45,205	10,140	7,816	–	1,323	3,200	50,066	191,984
As at December 31, 2014										
Cost	182,019	118,149	161,246	26,844	51,017	966	11,830	3,461	50,066	605,598
Accumulated depreciation, impairment and amortization	(127,860)	(98,074)	(116,041)	(16,704)	(43,201)	(966)	(10,507)	(261)	–	(413,614)
Net book value (Note 3)	54,159	20,075	45,205	10,140	7,816	–	1,323	3,200	50,066	191,984

Substantially all of our telecommunications equipment were purchased outside the Philippines. Our significant sources of financing for such purchases are foreign loans requiring repayment in currencies other than the Philippine peso, which are principally in U.S. dollars. See Note 21 – *Interest-bearing Financial Liabilities – Long-term Debt*.

Interest capitalized to property, plant and equipment that qualified as borrowing costs amounted to Php442 million, Php421 million and Php914 million for the years ended December 31, 2014, 2013 and 2012, respectively. See *Note 5 – Income and Expenses – Financing Costs, net*. Our undepreciated interest capitalized to property, plant and equipment that qualified as borrowing costs amounted to Php6,124 million and Php6,885 million as at December 31, 2014 and 2013, respectively. The average interest capitalization rates used were approximately 4% for the year ended December 31, 2014 and 5% for the years ended December 31, 2013 and 2012.

Our undepreciated capitalized net foreign exchange losses that qualified as borrowing costs amounted to Php143 million and Php80 million as at December 31, 2014 and 2013, respectively. Our net foreign exchange differences, which qualified as borrowing costs amounted to Php71 million, Php80 million and nil for the years ended December 31, 2014, 2013 and 2012, respectively.

The useful lives of our property, plant and equipment are estimated as follows:

Cable and wire facilities	10 – 15 years
Central office equipment	3 – 15 years
Cellular facilities	3 – 10 years
Buildings	25 years
Vehicles, aircraft, furniture and other network equipment	3 – 7 years
Information origination and termination equipment	3 – 5 years
Leasehold improvements	3 – 5 years
Land improvements	10 years

Property, plant and equipment include the net carrying value of capitalized vehicles, aircraft, furniture and other network equipment under financing leases, which amounted to Php10 million and Php18 million as at December 31, 2014 and 2013, respectively. See *Note 21 – Interest-bearing Financial Liabilities – Obligations under Finance Leases*.

Impairment of Certain Network Equipment and Facilities

In 2013, Smart and DMPI launched a network convergence program designed to consolidate the networks of Smart and DMPI into a single network enabling subscribers of both companies to take advantage of the combined network. The convergence is expected to result in savings from synergies in terms of optimized capital expenditures and cost efficiencies from colocation of base stations, consolidation of core systems, and operating expenses. The program, however, rendered certain network equipment and site facilities obsolete. In view of this, Smart and DMPI recognized full impairment provision on the net book value of the affected network equipment and site facilities amounting to Php378 million and Php1,764 million, respectively.

In 2014, SBI and PDSI recognized impairment loss on the net book values of their Canopy and Wimax equipment. Canopy and Wimax technologies have been rendered less preferred as telecommunications operators started to shift to Long-Term Evolution, or LTE, which offers improved speed and compatibility with 2G and 3G technologies. The business plan for fixed wireless is to roll-out Time Duplex, or TD, LTE sites in 2014 and 2015 and migrate all existing Canopy and Wimax subscribers to the new technology as network coverage for TD-LTE increases. Total impairment losses amounted to Php2,394 million and Php1,223 million for SBI and PDSI, respectively.

In 2014, PLDT implemented a massive fiber optic footprint and backbone expansion which increased bandwidth connectivity between different regions of the country and provided subscribers opportunities for better services. In relation to this, PLDT has recognized an impairment provision on the net book value of certain transmission facilities consequently replaced by the program amounting to Php227 million.

See *Note 3 – Management’s Use of Accounting Judgments, Estimates and Assumptions – Asset Impairment*.

10. Investments in Associates, Joint Ventures and Deposits

As at December 31, 2014 and 2013, this account consists of:

	2014	2013
	(in million pesos)	
Carrying value of investments in associates:		
MediaQuest (Notes 3 and 26)	9,575	9,522
Beta	545	-
Automated Fare Collection System, Inc., or AFCSI	492	-
Digitel Crossing, Inc., or DCI	131	102
PG1 (Notes 2 and 14)	-	111
ACeS International Limited, or AIL	-	-
Asia Netcom Philippines Corp., or ANPC	-	-
	10,743	9,735
Carrying value of investments in joint ventures:		
Beacon	29,053	29,625
PLDT Italy S.r.l., or PLDT Italy	-	-
	29,053	29,625
Deposit for future PDRs subscription:		
MediaQuest (Notes 3 and 26)	2,250	1,950
Total carrying value of investments in associates, joint ventures and deposits (Note 4)	42,046	41,310

Changes in the cost of investments and deposits for the years ended December 31, 2014 and 2013 are as follows:

	2014	2013
	(in million pesos)	
Balance at beginning of the year	37,074	26,312
Additions during the year	803	5,557
Business combinations (Note 14)	(155)	-
Reclassification	-	5,440
Disposal during the year	-	(254)
Translation and other adjustments	2	19
Balance at end of the year	37,724	37,074

Changes in the accumulated impairment losses for the years ended December 31, 2014 and 2013 are as follows:

	2014	2013
	(in million pesos)	
Balance at beginning of the year	1,883	1,877
Translation and other adjustments	1	6
Balance at end of the year	1,884	1,883

Changes in the accumulated equity share in net earnings of associates and joint ventures for the years ended December 31, 2014 and 2013 are as follows:

	2014	2013
	(in million pesos)	
Balance at beginning of the year	6,119	2,642
Equity share in net earnings (losses) of associates and joint ventures (Note 4):	3,841	2,742
Beacon	3,222	2,769
Beta	567	113
MediaQuest	53	(78)
DCI	24	13
AFCSI	(11)	–
PG1	(14)	(21)
Mobile Payment Solutions Pte. Ltd., or MPS	–	(54)
Realized portion of deferred gain on the transfer of Manila Electric Company, or Meralco, shares	1,418	–
Business combinations (Note 14)	58	–
Share in the other comprehensive income (loss) of associates and joint ventures accounted for using the equity method	(357)	1,020
Dividends	(4,855)	(405)
Disposals	–	253
Translation and other adjustments	(18)	(133)
Balance at end of the year	6,206	6,119

Investments in Associates

Investment in MediaQuest

In 2012, ePLDT made deposits totaling Php6 billion to MediaQuest, an entity wholly-owned by the PLDT Beneficial Trust Fund for the issuance of PDRs by MediaQuest in relation to its indirect interest in Cignal TV. Cignal TV is a wholly-owned subsidiary of Satventures, which is a wholly-owned subsidiary of MediaQuest. The Cignal TV PDRs confer an economic interest in common shares of Cignal TV indirectly owned by MediaQuest, and when issued, will provide ePLDT with a 40% economic interest in Cignal TV. Cignal TV operates a direct-to-home, or DTH, Pay-TV business under the brand name “Cignal TV”, which is the largest DTH Pay-TV operator in the Philippines with 844 thousand net subscribers as at December 31, 2014.

On March 5, 2013, PLDT’s Board of Directors approved two further investments in additional PDRs of MediaQuest:

- a Php3.6 billion investment by ePLDT in PDRs to be issued by MediaQuest in relation to its interest in Satventures. The Satventures PDRs confer an economic interest in common shares of Satventures owned by MediaQuest, and when issued, will provide ePLDT with a 40% economic interest in Satventures; and
- a Php1.95 billion investment by ePLDT in PDRs to be issued by MediaQuest in relation to its interest in Hastings Holdings, Inc., or Hastings. The Hastings PDRs confer an economic interest in common shares of Hastings owned by MediaQuest, and when issued, will provide ePLDT with a 100% economic interest in Hastings. Hastings is a wholly-owned subsidiary of MediaQuest and holds all the print-related investments of MediaQuest, including equity interests in the three leading newspapers: The Philippine Star, the Philippine Daily Inquirer, and Business World. See Note 26 – *Employee Benefits – Unlisted Equity Investments – Investment in MediaQuest*.

The Php6 billion Cignal TV PDRs and Php3.6 billion Satventures PDRs were issued on September 27, 2013. These PDRs provided ePLDT an aggregate of 64% economic interest in Cignal TV. The carrying value of investment in MediaQuest amounted to Php9,575 million and Php9,522 million as at December 31, 2014 and 2013, respectively.

On March 4, 2014, PLDT's Board of Directors approved an additional investment of up to Php500 million in Hastings PDRs to be issued by MediaQuest, which will increase ePLDT's investment in Hastings PDRs from Php1.95 billion to Php2.45 billion representing a 60% economic interest in Hastings.

On March 11, 2014, MediaQuest received from ePLDT an amount aggregating to Php300 million representing deposits for future PDRs subscription.

ePLDT's deposit for future Hastings PDRs subscription amounted to Php2,250 million and Php1,950 million as at December 31, 2014 and 2013, respectively.

As at March 3, 2015, the Hastings PDRs have not yet been issued.

The PLDT Group's financial investment in PDRs of MediaQuest is part of the PLDT Group's overall strategy of broadening its distribution platforms and increasing the Group's ability to deliver multi-media content to its customers across the Group's broadband and mobile networks.

Investment of PGIC in Beta

On February 5, 2013, PLDT entered into a Subscription and Shareholders' Agreement with Asia Outsourcing Alpha Limited, or Alpha, and Beta, wherein PLDT, through its indirect subsidiary PGIC, acquired from Alpha approximately 20% equity interest in Beta for a total cost of approximately US\$40 million, which consists of preferred shares of US\$39.8 million and ordinary shares of US\$0.2 million. On various dates in 2013 and 2014, PGIC transferred a total of 85 ordinary shares and 31,426 preferred shares to certain employees of Beta for a total consideration of US\$53 thousand. The equity interest of PGIC in Beta remained at 20% after the transfer with economic interest of 18.32%. See related discussion on *Note 2 – Summary of Significant Accounting Policies – Discontinued Operations*.

Alpha and Beta are both exempted limited liability companies incorporated under the laws of Cayman Islands and are both controlled by CVC. Beta has been designated to be the holding company of the SPi Technologies, Inc. and Subsidiaries, or SPi Group.

On October 1, 2014, AOGL's healthcare business, which provides revenue cycle management, health information management and software solutions for independent and provider-owned physician practices, was sold to Conifer Health Solutions, America's leading provider of technology-enabled healthcare performance improvement services, for a total value of US\$235 million. AOGL is a wholly-owned subsidiary of Beta. As a result of the sale, PGIC received a cash distribution of US\$42 million from Beta.

The carrying value of investment in common shares amounted to Php545 million and nil as at December 31, 2014 and 2013, respectively. The carrying value of PGIC's investment in Beta's preferred shares amounting to Php233 million and Php1,861 million were presented as part of investment in debt securities and other long-term investments in our consolidated statements of financial position as at December 31, 2014 and 2013, respectively. See related discussion on *Note 12 – Investment in Debt Securities and Other Long-term Investments*.

PGIC is a wholly-owned subsidiary of PLDT Global, which was incorporated under the laws of British Virgin Islands.

Investment of Smart in AFCSI

In 2013, Smart, along with other companies of conglomerates MPIC and Ayala Corporation, or Ayala, embarked on a venture to bid for the Automated Fare Collection System, or AFCS, project of the Department of Transportation and Communications, or DOTC, and Light Rail Transit Authority. The project aims to upgrade the Light Rail Transit 1 and 2, and Metro Rail Transit ticketing systems by substantially speeding up payments, reducing queuing time and facilitating efficient passenger transfer to other rail lines. The AFCS Consortium led by MPIC and Ayala, composed of AC Infrastructure Holdings Corporation, BPI Card Finance Corporation, and Globe Telecoms, Inc., or Globe, for the Ayala Group, and MPIC, Meralco Financial Services Corporation, and Smart for the MPIC Group bid for the AFCS Project and on January 30, 2014, received a Notice of Award from the DOTC declaring it as the winning bidder.

On February 10, 2014, AFCSI, the joint venture company, was incorporated in the Philippines and registered with the Philippine SEC. As part of the agreement, Smart subscribed for 503 million shares equivalent to 20% equity interest in AFCSI at a subscription price of Php1 per share. Of the total subscription price, Php300 million was paid by Smart and the remaining balance of Php203 million was still unpaid as at December 31, 2014.

On June 30, 2014, MPIC and Ayala Group signed a ten-year concession agreement with the DOTC to build and implement the AFCS project.

On January 20, 2015, the Board of Directors of AFCSI approved an additional capital infusion amounting to Php800 million to fund its expenditures to be paid on or before March 31, 2015 by the shareholders in proportion to their share subscriptions. Smart will contribute an additional Php160 million for its 20% share in AFCSI.

The carrying value of Smart's investment in AFCSI amounted to Php289 million, net of subscription payable of Php203 million, as at December 31, 2014. Smart has significant influence over AFCSI given its 20% voting interest and its Board representation.

Investment of Digital in DCI and ANPC

Digital has 60% and 40% interest in Asia Netcom Philippines Corporation, or ANPC, and Digital Crossing, Inc., or DCI, respectively. DCI is involved in the business of cable system linking Philippines, United States and other neighboring countries in Asia. ANPC is an investment holding company owning 20% of DCI.

In December 2000, Digital, Pacnet Network (Philippines), Inc., or PNPI, (formerly Asia Global Crossing Ltd.) and BT Group O/B Broadband Infrastructure Group Ltd., or BIG, entered into a Joint Venture Agreement, or JVA, under which the parties agreed to form DCI with each party owning 40%, 40% and 20%, respectively. DCI was incorporated to develop, provide and market backhaul network services, among others.

On April 19, 2001, after BIG withdrew from the proposed joint venture, Digital and PNPI formed ANPC to replace BIG. Digital contributed US\$2 million, or Php69 million, for a 60% equity interest in ANPC while PNPI owned the remaining 40% equity interest.

Digital provided full impairment loss on its investment in DCI and ANPC in prior years on the basis that DCI and ANPC have incurred significant recurring losses in the past. In 2011, Digital recorded a reversal of impairment loss amounting to Php92 million following improvement in the associates' operations.

Digital has no control over ANPC despite owning more than half of voting interest because of certain governance matters, and management has assessed that Digital only has significant influence.

Digitel's investment in DCI does not qualify as investment in joint venture as there is no provision for joint control in the joint venture agreement among Digitel, PNPI and ANPC.

Following PLDT's acquisition of a controlling stake in Digitel, PNPI, on November 4, 2011, sent a notice to exercise its Call Right under Section 6.3 of the JVA, which provides for a Call Right exercisable by PNPI following the occurrence of a Digitel change in control. As at the date of issuance of this report, Digitel management is ready to conclude the transfer of its investment in DCI, subject to PNPI's ability to meet certain regulatory and valuation requirements.

Investment in PG1

On June 14, 2011, PLDT, Meralco Powergen Corporation, or MPG, Philex Mining Corporation, or Philex, Metro Pacific Tollways Corporation, or MPTC, Metro Pacific Investments Corporation, or MPIC, and JSL entered into a shareholders' agreement to establish PG1, with the purpose of carrying on the general business of common and/or private carrier, by means of aircraft of every kind or description. PLDT subscribed to 125 million common shares with an aggregate value of Php125 million, representing 50% equity interest in PG1 and 30 million preferred shares with an aggregate value of Php30 million, which were all paid by assigning to PG1 certain aircraft and other related assets of PLDT. The difference between the Php244 million fair value of the assets and the Php155 million total subscription price amounting to Php89 million was booked as advances and shall be paid by PG1 to PLDT in cash after incorporation, as soon as reasonably practicable. PLDT has agreed to transfer 10% of its common shares to MPG, within a reasonable time after incorporation of PG1, to increase MPG's ownership to 15% and reduce PLDT's ownership to 40% of the outstanding common shares of PG1.

As at December 31, 2013, MPG, Philex, MPTC, MPIC and JSL own 5%, 15%, 5%, 10% and 15% of PG1, respectively. PLDT has significant influence in PG1; consequently, PLDT has accounted for its investment in PG1 as an investment in associate.

On January 28, 2014, PLDT's Board of Directors approved the purchase of 37.5 million shares of PG1 owned by JSL which effectively increases PLDT's ownership in PG1 from 50% to 65%. The cash consideration for the shares purchased which was completed on March 10, 2014 was Php23 million. Thus, PLDT gained control of PG1 and, therefore, PG1's financial statements were included in our consolidated financial statements effective March 10, 2014. See *Note 2 – Summary of Significant Accounting Policies – PLDT's Acquisition of Additional Shares of PG1* and *Note 14 – Business Combinations – PLDT's Additional Investment in PG1*.

Investment of ACeS Philippines in AIL

As at December 31, 2014, ACeS Philippines held 36.99% equity interest in AIL, a company incorporated under the laws of Bermuda. AIL owns the Garuda I Satellite and the related system control equipment in Batam, Indonesia. In December 2014, AIL suffered a failure of the propulsion system on board the Garuda I Satellite, thus, AIL decided to decommission the operation of Garuda I Satellite in January 2015.

AIL has incurred recurring significant operating losses, negative operating cash flows, and significant levels of debt. The financial condition of AIL was partly due to the National Service Providers', or NSPs, inability to generate the amount of revenues originally expected as the growth in subscriber numbers has been significantly lower than budgeted. These factors raised substantial doubt about AIL's ability to continue as a going concern. On this basis, we recognized a full impairment provision of Php1,896 million in respect of our investment in AIL in 2003.

Unrecognized share in net loss of AIL amounted to Php19 million for the year ended December 31, 2014, while unrecognized share in net income amounted to Php361 million and Php3 million for the years ended December 31, 2013 and 2012, respectively. Share in net cumulative losses amounting to Php1,852 million and Php1,412 million as at December 31, 2014 and 2013, respectively, were not recognized as we do not have any legal or constructive obligation to pay for such losses and have not made any payments on behalf of AIL.

See Note 25 – Related Party Transactions – Air Time Purchase Agreement between PLDT and AIL Related Agreements and Note 28 – Financial Assets and Liabilities – Liquidity Risk – Unconditional Purchase Obligations for further details as to the contractual relationships with respect to AIL.

Summarized Financial Information of Associates

The following tables present our share in the summarized financial information of our investments in associates in conformity with PFRS for equity investees in which we have significant influence as at December 31, 2014 and 2013 and for the years ended December 31, 2014, 2013 and 2012:

	2014	2013
	(in million pesos)	
Statements of Financial Position:		
Noncurrent assets	8,587	5,547
Current assets	5,280	2,563
Equity	(2,654)	(725)
Noncurrent liabilities	7,404	4,935
Current liabilities	3,809	3,900

	2014	2013	2012
	(in million pesos)		
Income Statements:			
Revenues	2,213	1,993	138
Expenses	1,933	1,865	158
Other income (loss) – net	(399)	216	5
Net income (loss)	679	344	(15)
Other comprehensive income	–	–	–
Total comprehensive income (loss)	679	344	(15)

We have no outstanding contingent liabilities or capital commitments with our associates as at December 31, 2014 and 2013.

Investments in Joint Ventures

Investment in Beacon

On March 1, 2010, PCEV, MPIC and Beacon, entered into an Omnibus Agreement, or OA. Beacon was incorporated in the Philippines and organized with the sole purpose of holding the respective shareholdings in Meralco of PCEV and MPIC. PCEV and MPIC are Philippine affiliates of First Pacific and both held equity interest in Meralco. Under the OA, PCEV and MPIC have agreed to set out their mutual agreement in respect of, among other matters, the capitalization, organization, conduct of business and the extent of their participation in the management of the affairs of Beacon. Beacon, PCEV and MPIC have also agreed on certain corporate governance matters, including Board composition, election of officers, shareholders' action, representation to the Meralco Board, nomination of the Meralco Board Committees, and nomination of Meralco officers.

Beacon is merely a special purpose vehicle created for the main purpose of holding and investing in Meralco using the same Meralco shares as collateral for funding such additional investment. The OA entered into by Beacon, PCEV and MPIC effectively delegates the decision making power of Beacon over the Meralco shares to PCEV and MPIC and that Beacon does not exercise any discretion over the vote to be taken in respect of the Meralco shares but is obligated to vote on the Meralco shares strictly in accordance with the instructions of PCEV and MPIC. Significant influence over the relevant financing and operating activities of Meralco is exercised at the respective Board of PCEV and MPIC.

PCEV accounts for its investment in Beacon as investment in joint venture since the OA establishes joint control over Beacon.

Beacon's Capitalization

Beacon's authorized capital stock of Php5,000 million consists of 3,000 million common shares with a par value of Php1 per share and 2,000 million preferred shares with a par value of Php1 per share. The preferred shares of Beacon are non-voting, not convertible to common shares or any shares of any class of Beacon and have no pre-emptive rights to subscribe to any share or convertible debt securities or warrants issued or sold by Beacon. The preferred shareholder is entitled to liquidation preference and yearly cumulative dividends at the rate of 7% of the issue value subject to: (a) availability of unrestricted retained earnings; and (b) dividend payment restrictions imposed by Beacon's bank creditors.

On March 30, 2010, MPIC subscribed to 1,157 million common shares of Beacon and approximately 801 million preferred shares of Beacon in consideration of: (1) the transfer of 164 million Meralco shares at a price of Php150 per share, or an aggregate amount of Php24,540 million; and (2) Php6,600 million in cash, as further discussed in "Transfer of Meralco Shares to Beacon" section below for further information.

PCEV likewise subscribed to 1,157 million common shares of Beacon on March 30, 2010 in consideration of the transfer of 154 million Meralco common shares at a price of Php150 per share, or an aggregate amount of Php23,130 million.

Transfer of Meralco Shares to Beacon

Alongside the subscription to the Beacon shares pursuant to the OA, Beacon purchased 154 million and 164 million Meralco common shares, or the Transferred Shares, from PCEV and MPIC, respectively, for a consideration of Php150 per share or a total of Php23,130 million for the PCEV Meralco shares and Php24,540 million for the MPIC Meralco shares. PCEV transferred the 154 million Meralco common shares to Beacon on May 12, 2010. The transfer of legal title to the Meralco shares was implemented through a special block sale/cross sale in the PSE.

PCEV recognized a deferred gain of Php8,047 million for the difference between the Php23,130 million transfer price of the Meralco shares to Beacon and the Php15,083 million carrying amount in PCEV's books of the Meralco shares transferred since the transfer was between entities with common shareholders. The deferred gain, presented as a reduction in PCEV's investment in Beacon common shares, will only be realized upon the disposal of the Meralco shares to a third party.

On October 25, 2011, PCEV transferred to Beacon its remaining investment in 69 million of Meralco's common shares for a total cash consideration of Php15,136 million. PCEV also subscribed to 1,199 million Beacon preferred shares at the same value. The transfer of the Meralco shares was implemented by a special block sale/cross sale through the PSE.

Since the transactions involve entities with common shareholders, PCEV recognized a deferred gain on transfer of the Meralco shares amounting to Php8,145 million, equivalent to the difference between the Php15,136 million transfer price of the Meralco shares and the Php6,991 million carrying amount in PCEV's books of the Meralco shares transferred. The deferred gain was presented as an adjustment to the investment cost of the Beacon preferred shares in 2011. Similar to the deferred gain on the transfer of the 154 million Meralco shares, the deferred gain will only be realized upon the disposal of the Meralco shares to a third party.

In November 2014, Beacon declared cash dividends on its common shareholders in the amount of Php6,000 million payable in February 2015. PCEV's share on the dividend of Php3,000 million was deducted from the carrying value of the investment in a joint venture as at December 31, 2014.

The carrying value of PCEV's investment in Beacon, representing 50% of Beacon's common shares outstanding, was Php21,785 million and Php23,375 million as at December 31, 2014 and 2013, respectively.

PCEV's Additional Investment in Beacon Common Shares

On January 20, 2012, PCEV subscribed to 135 million Beacon common shares for a total cash consideration of Php2,700 million. On the same date, MPIC also subscribed to 135 million Beacon common shares for a total cash consideration of Php2,700 million.

Sale of Beacon Preferred Shares to MPIC

On June 6, 2012, PCEV sold approximately 282 million of its investment in Beacon preferred shares to MPIC for a total cash consideration of Php3,563 million which took effect on June 29, 2012. Beacon preferred shares were sold to an entity not included in PLDT Group, PCEV realized a portion of the deferred gain, amounting to Php2,012 million, which was recorded when the underlying Meralco shares were transferred to Beacon.

Change in View and Purpose of Investment in Beacon Preferred Shares

On October 30, 2013, PCEV's Board of Directors approved the change in view and purpose of investment in Beacon preferred shares, from investment available-for-sale financial investments to strategic investment which PCEV intends to hold on to in the long-term, similar to its investment in common shares. As a result, the investment in Beacon preferred shares was reclassified from available-for-sale financial investments to investment in a joint venture (both are noncurrent assets). The carrying value of PCEV's investment in Beacon preferred shares amounted to Php7,268 million and Php6,250 million as at December 31, 2014 and 2013, respectively, (net of deferred gain of Php5,520 million and Php6,133 million as at December 31, 2014 and 2013, respectively).

In March 2014, Beacon declared 7% cumulative preferred dividend on its preferred shareholders in the amount of Php810 million. PCEV's share in the dividend declared by Beacon of Php405 million was received in May 2014 and was deducted from the carrying value of the investment in a joint venture as at December 31, 2014.

Sale of Beacon's Meralco Shares to MPIC

On June 24, 2014, Beacon and MPIC, with PCEV's conformity, entered into a Share Purchase Agreement to sell 56 million common shares, comprising of approximately 5% interest in Meralco to MPIC at a price of Php235 per share for an aggregate consideration of Php13,243 million. Based on the agreement, MPIC settled a portion of the consideration amounting to Php3,000 million immediately upon signing of the agreement and the balance will be payable on or before February 2015. Since Beacon sold these shares to an entity not included in the PLDT Group, PCEV realized a portion of the deferred gain, amounting to Php1,418 million, which was recorded when the Meralco shares were transferred to Beacon. After this transaction, remaining deferred gain on the transfer of Meralco shares amounted to Php12,762 million.

Upon completion of the sale, PCEV's effective interest in Meralco, through Beacon, was reduced to 22.48%, while MPIC's effective interest in Meralco, through its direct ownership of Meralco shares and through Beacon, increased to 27.48%. There is no change in the aggregate joint interest of MPIC and Beacon in Meralco which remains at 49.96%.

Beacon's Acquisition of Additional and Sale of Meralco Shares

A summary of Beacon's purchases and sale of Meralco shares are shown below:

Date	Beneficial Ownership	Number of Shares	Nominal Value Per Share	Aggregate Cost*
(in millions, except for nominal value per share)				
Various dates in 2011	4.40%	49.9	Php-	Php14,310.0
January 2012	2.70%	30.0	295	9,103.8
November 2012	0.30%	3.2	262	841.7
December 2012	0.03%	0.3	249	89.5
July 19, 2013	0.89%	10.0	270	2,728.0
July 30, 2013	0.74%	8.3	291	3,207.0
June 24, 2014	(5.00%)	(56.4)	235	(12,537.0)

* Inclusive of transaction costs.

As at December 31, 2014, Beacon effectively owns 507 million Meralco common shares representing approximately 44.96% effective ownership in Meralco with a carrying value of Php112,819 million and market value of Php129,733 million based on quoted price of Php256 per share. As at December 31, 2013, Beacon effectively owned 563 million Meralco common shares representing approximately 49.96% effective ownership in Meralco with a carrying value of Php124,189 million and market value of Php141,344 million based on quoted price of Php251 per share.

Beacon's Financing

On March 22, 2010, Beacon entered into an Php18,000 million ten-year corporate notes facility with First Metro Investment Corporation, or FMIC, and PNB Capital and Investment Corporation, or PNB Capital, as joint lead arrangers and various local financial institutions as noteholders. The notes facility partially financed the acquisition of Meralco shares and the acquisition of the additional 49.9 million Meralco common shares in 2011. The loan was prepaid in full on March 27, 2013.

On May 24, 2011, Beacon entered into an Php11,000 million ten-year corporate notes facility with FMIC and PNB Capital as joint lead arrangers and various local financial institutions as noteholders. The amount drawn under this facility as at December 31, 2011 amounting to Php4,000 million was also used to partially finance the acquisition of the additional 49.9 million Meralco common shares. The remaining Php7,000 million was subsequently drawn on July 9, 2012 and used for the payment of the final tranche of the deferred purchase made in May 2011. The outstanding balance of the facility amounted to Php10,071 million and Php10,780 million, net of unamortized debt discount, as at December 31, 2014 and 2013, respectively.

On November 9, 2011, Beacon entered into a Php5,000 million ten-year corporate notes facility with FMIC and PNB Capital as joint lead arrangers and various local financial institutions as noteholders. The proceeds were used to finance the acquisition of the additional 30 million Meralco common stock from First Philippine Utilities Corporation. The loan was prepaid in full on August 1, 2013.

On February 6, 2013, Beacon entered into a Php17,000 million ten-year corporate notes facility with FMIC and PNB Capital as joint lead arrangers and various local financial institutions as noteholders. The proceeds were used to refinance the Php18,000 million ten-year corporate notes facility under a Facility Agreement dated March 22, 2010. The loan facility was divided into two tranches with the first tranche amounting to Php2,285 million (the "Tranche A") and the second tranche amounting to Php14,715 million (the "Tranche B").

Both tranches have a term of ten years with semi-annual interest and principal payments starting May 27, 2013 with final repayment on March 27, 2023. The Tranche A bears a fixed interest rate based on the ten-year Philippine Dealing System Treasury Fixing, or PDST-F, plus a spread, subject to a floor rate. The Tranche B bears a fixed interest rate for the first five years from the Drawdown Date based on the five-year PDST-F plus a spread, subject to a floor rate. For the next five years, the fixed interest rate for Tranche B will be repriced based on the five-year PDST-F on the Business Day immediately preceding the Repricing Date plus a spread, provided that such interest rate shall not be lower than the applicable interest rate for the first five years. The outstanding balance of the facility amounted to Php16,426 million and Php16,872 million as at December 31, 2014 and 2013, respectively.

On May 27, 2013, Beacon entered into a Forward Starting Interest Rate Swap, or Forward Starting IRS, to hedge the interest repricing risk on the outstanding balance of the Tranche B (Php14,715 million) by the end of the fifth year. The Forward Starting IRS will have a receive leg based on a rate which will be determined on March 26, 2018 and pay leg of 6.98% fixed rate that virtually matches the debt's critical terms (i.e., benchmark rate and fixing date). The hedge is expected to be highly effective and such as Beacon designates the Forward Starting IRS as a cash flow hedge. The changes in fair value of the Forward Starting IRS will be deferred in equity under Beacon's other comprehensive income (loss) reserve account.

On July 29, 2013, Beacon entered into a Php9,000 million ten-year corporate notes facility with FMIC and PNB Capital as joint lead arrangers and various local financial institutions as noteholders. The proceeds were used to refinance the Php5,000 million ten-year corporate notes facility under a Facility Agreement dated November 9, 2011 and to partially finance the acquisition of the additional 18.3 million Meralco common shares. This facility was fully drawn on August 1, 2013 with semi-annual interest and principal payments starting July 31, 2013 with final repayment on July 31, 2023. The loan facility was divided into two tranches with the first tranche amounting to Php2,950 million (the "Tranche A") and the second tranche amounting to Php6,050 million (the "Tranche B"). The outstanding balance of the facility amounted to Php8,698 million and Php8,933 million as at December 31, 2014 and 2013, respectively.

On August 13, 2013, Beacon availed of two short-term notes from local banks, each with a principal sum of Php200 million. Both notes were paid in full on November 13, 2013.

The above facilities were secured by a pledge over the Meralco shares and were not guaranteed by PLDT. Also, the above facilities were not included in our consolidated long-term debt.

Investment of PLDT Global in PLDT Italy

PLDT Global holds 100% equity interest in PLDT Italy, a company incorporated under the laws of Italy, which is intended to carry the joint venture business between PLDT Global and Hutchison Global Communications Limited, or HGC, a company based in Hong Kong. On March 12, 2008, PLDT Global and HGC entered into a Co-operation Agreement wherein the parties agreed to launch their first commercial venture in Italy by offering mobile telecommunications services through PLDT Italy. Under the terms of the agreement, PLDT Global and HGC agreed to share equally the profit or loss from the operations of PLDT Italy. As a condition precedent to the effectiveness of the Co-Operation Agreement, PLDT Global pledged 50% of its shareholdings in PLDT Italy to HGC.

The amount of funding contributed by each partner to the joint venture is €3.9 million, or a total of €7.8 million each as at December 31, 2014 and 2013. PLDT Global has made a full impairment provision on its investment to PLDT Italy as at December 31, 2014 and 2013.

Investment of SMI in MPS

In June 2010, SMI and MasterCard Asia/Pacific Pte. Ltd., or MasterCard Asia, entered into a JVA under which the parties agreed to form MPS. The joint venture was developed, provided and marketed certain mobile payment services among other activities as stipulated in the agreement. MPS was incorporated in Singapore on June 4, 2010 and is 40% and 60% owned by SMI and MasterCard Asia, respectively. On November 9, 2010, SMI contributed US\$2.4 million representing 40% ownership in MPS.

On November 21, 2011, the Board of Directors of MPS approved the allotment and issuance of additional 5 million shares for US\$5 million and 3 million shares for US\$3 million to MasterCard Asia and SMI, respectively. On April 25, 2012, SMI remitted the amount of US\$2 million representing the 60% payment for the additional shares allotted to SMI. On August 23, 2012, the balance of US\$1 million representing the 40% of the remaining additional shares was paid.

On March 26, 2012, SMI entered into a licensing agreement with MasterCard Asia to accept and process MasterCard Asia's debit and credit card transactions of accredited merchants. SMI became the first non-bank institution in the country to be granted an acquiring license by MasterCard Asia.

On November 21, 2013, SMI and MasterCard Asia executed a Stock Purchase Agreement wherein SMI sold all of its shares in MPS totaling to approximately 6 million shares to MasterCard Asia for a purchase price of US\$1.00. On the same date, both companies executed a Settlement Agreement wherein MPS agreed to settle its outstanding payables to SMI as at August 31, 2013, after deducting SMI's 40% share in the net liabilities of MPS. The net settlement amount as at the cut-off date amounted to US\$2.18 million. However, SMI shall continue to be a supplier of MPS by virtue of their independent Contractor Services Agreement.

The carrying values of SMI's investment in MPS amounted to nil as at December 31, 2014 and 2013.

Summarized Financial Information of Joint Ventures

The table below presents the summarized financial information of Beacon as at December 31, 2014 and 2013 and for the years ended December 31, 2014, 2013 and 2012:

	2014	2013
	(in million pesos)	
Statements of Financial Position:		
Noncurrent assets	112,819	124,717
Current assets	10,774	686
Equity	84,051	87,664
Noncurrent liabilities	35,004	35,556
Current liabilities	4,538	2,183
Additional Information:		
Cash and cash equivalents	3,577	683
Current financial liabilities*	1,260	936
Noncurrent financial liabilities*	33,935	35,195

* Excluding trade, other payables and provisions.

	2014	2013	2012
	(in million pesos)		
Income Statements:			
Revenues - equity share in net earnings	8,202	8,017	7,359
Expenses	3	170	141
Interest income	205	28	94
Interest expense	2,315	2,369	2,570
Net income	6,439	5,450	4,396
Other comprehensive income	18	390	-
Total comprehensive income	6,457	5,840	4,396

The following table presents the reconciliation between the share in Beacon's equity and the carrying value of investment in Beacon as at December 31, 2014 and 2013:

	2014	2013
	(in million pesos)	
Beacon's equity	84,051	87,664
Less: Cumulative dividends to preferred shares	(2,430)	(1,620)
Preferred shares	(23,146)	(23,146)
Net assets attributable to common shares	58,475	62,898
PCEV's ownership interest	50%	50%
Share in net assets of Beacon	29,237	31,449
Carrying value of investment in preferred shares	7,268	6,250
Purchase price allocation adjustments	(53)	(39)
Deferred gain on transfer of Meralco shares	(7,242)	(8,047)
Others	(157)	12
Carrying amount of interest in Beacon	29,053	29,625

The following table presents our aggregate share in the summarized financial information of our investments in individually immaterial joint ventures as at December 31, 2014 and 2013 and for the years ended December 31, 2014, 2013 and 2012:

	2014	2013
	(in million pesos)	
Statements of Financial Position:		
Noncurrent assets	134	-
Current assets	170	4
Equity	288	4
Current liabilities	16	-

	2014	2013	2012
	(in million pesos)		
Income Statements:			
Revenues	-	-	72
Expenses	2	1	72
Other expenses - net	-	-	104
Net loss	2	1	104
Other comprehensive income	-	-	-
Total comprehensive loss	2	1	104

We have no outstanding contingent liabilities or capital commitments with our joint ventures as at December 31, 2014 and 2013.

Investment in MePay Global

On January 6, 2015, PLDT, through Smart, entered into a joint venture agreement with Rocket wherein the two parties agreed to form MePay Global, with each partner holding a 50% equity interest. MePay Global is a joint venture for payment services with a focus on emerging markets. Smart will contribute the intellectual property, platforms and business operations of its market-leading mobile-first platform, SMI, a wholly-owned subsidiary of Smart. Rocket will contribute amongst others its participations in Paymill Holding GmbH and Payleven Holding GmbH, two of the leading payment platforms for high growth, small-and-medium sized e-commerce businesses across Europe. Subject to the approval of the relevant authorities, this transaction is expected to be completed in the first quarter of 2015.

Investment in Philippine Internet Group, or PHIG

On January 20, 2015, PLDT and Rocket entered into another joint venture agreements to further strengthen their existing partnership and to foster the development of internet-based businesses in the Philippines. PLDT, through Voyager, a wholly-owned subsidiary of Smart, and Asia Internet Holding S.à r.l., which is 50% owned by Rocket, will become partners in PHIG.

PHIG will concentrate on creating and developing online businesses in the Philippines, leverage local market and business model insights, facilitate commercial, strategic and investment partnerships, enable local recruiting and sourcing, accelerate the rollout of online startups, and drive the activities of high-growth companies which are already operating in the Philippines like Lamudi, Carmudi, Clickbus and Pricepanda, with plans to launch numerous new companies in the coming quarters.

PLDT will invest €30 million for a 33.33% stake and will have the option to increase its investment to 50%. Subject to the approval of the regulatory authorities, this transaction is expected to be completed in the first quarter of 2015.

11. Available-for-Sale Financial Investments

PLDT Online's Investment in Rocket

On August 7, 2014, PLDT and Rocket entered into a global strategic partnership to drive the development of online and mobile payment solutions in emerging markets.

Pursuant to the terms of the partnership agreement, PLDT invested €333 million, or Php19,577 million, in cash, for new shares equivalent to a 10% stake in Rocket. These new shares are of the same class and bear the same rights as the Rocket shares held by the current investors then, namely: Investment AB Kinnevik and Access Industries, in addition to Global Founders GmbH (formerly: European Founders Fund GmbH). PLDT fully paid the €333 million investment in two tranches on September 8 and 15, 2014, which it funded from available cash and new debt. In line with PLDT's right to appoint one member of Rocket's nine-person Supervisory Board, on August 22, 2014, PLDT's President and Chief Executive Officer, Napoleon L. Nazareno, was appointed to the Rocket Supervisory Board.

Concurrent with the investment, PLDT and Rocket agreed to jointly develop mobile and online payments in emerging markets. The partnership will leverage PLDT's experience and intellectual property in mobile payments and remittance platforms, together with Rocket's global technology platform, to provide products and services for the "unbanked, uncarded and unconnected" population in emerging markets.

PLDT's investment terms reflect its long-term commitment to Rocket and its unique ability to combine PLDT's world-class mobile money expertise and resources with Rocket's global platform to drive future value-enhancing growth opportunities.

On August 15, 2014, United Internet AG announced its strategic investment in Rocket and invested a total of €435 million for a 10.7% stake in Rocket. In addition, the equity participation of Global Founders Fund in Global Founders Capital valued at €153 million was contributed into Rocket. Following these transactions, PLDT's ownership in Rocket was reduced to 8.6%.

On August 21, 2014, Rocket announced the contribution by Holtzbrinck Ventures of its entire stakes in seven of Rocket's most developed e-commerce businesses into Rocket in exchange for a 2.5% equity stake in Rocket. This further reduced PLDT's stake in Rocket to 8.4%.

Also on August 21, 2014, PLDT and PLDT Online, a wholly-owned subsidiary of PLDT Digital, which is a wholly-owned subsidiary of PLDT, entered into an Assignment Agreement, wherein PLDT assigned all its rights, title and interest as well as its entire obligations related to its investment in Rocket to PLDT Online.

On October 1, 2014, Rocket announced the pricing of its initial public offering, or IPO, at €42.50 per share. On October 2, 2014, Rocket listed in the Entry Standard of the Frankfurt Stock Exchange under the ticker symbol "RKET." PLDT's ownership stake in Rocket after the IPO was reduced to 6.6%. At the closing price of Rocket as at December 31, 2014 of €51.39 per share, the total market value of PLDT's stake in Rocket is €519 million, or Php27,855 million. The unrealized gain of Php8,144 million as a result of the change in the fair value of Rocket shares as at December 31, 2014 was recognized in other comprehensive income in the "Net gains available-for-sale financial investments – net of tax" account. Total costs directly attributable to the acquisition of Rocket shares and recognized as part of investment cost amounted to Php134 million.

On February 13, 2015, Rocket increased its share capital through partial utilization of its authorized capital. Rocket issued 12 million shares priced at €49 per share through a private placement that raised €588.5 million before deduction of commissions and expenses. As a result, PLDT's ownership in Rocket was reduced from 6.6% to 6.1%. Rocket intends to use the net proceeds from the capital increase in the pursuit of its strategic goals.

Rocket provides a platform for the rapid creation and scaling of consumer internet businesses outside the U.S. and China. Rocket has more than 20,000 employees in its network of companies across over 100 countries, with aggregated revenues in excess of €700 million in 2013. Its most prominent brands include leading Southeast Asian e-Commerce businesses, Zalora and Lazada, as well as fast growing brands with strong positions in their markets, such as Dafiti, Linio, Jumia, Namshi, Lamoda, Jabong, Westwing, Home24 and HelloFresh, in Latin America, Africa, Middle East, Russia, India and Europe. Alongside e-Commerce and marketplaces, financial technology and payments comprise Rocket's third sector where it anticipates numerous and significant growth opportunities.

12. Investment in Debt Securities and Other Long-term Investments

As at December 31, 2014 and 2013, this account consists of:

	2014	2013
	(in million pesos)	
PSALM Bonds	373	322
Security Bank Corporation, or Security Bank, Time Deposits	313	310
Beta's preferred shares (Note 10)	233	1,861
GT Capital Bond	150	150
Home Development Mutual Fund, or HDMF Bonds	101	-
National Power Corporation, or NAPOCOR, Bond	52	-
Philippine Retail Treasury Bond, or Philippine RTB	33	-
	1,255	2,643
Less current portion (Note 28)	295	-
Noncurrent portion (Note 28)	960	2,643

PSALM Bonds

In April 2013, Smart purchased, at a premium, PSALM Bonds with face value of Php200 million maturing on April 22, 2017 with yield-to-maturity at 4.25% gross. The bond has a gross coupon rate of 7.75% payable on a quarterly basis, and was recognized as held-to-maturity investment. Premium is amortized using the EIR method. Interest income, net of withholding tax, recognized on this investment amounted to Php7 million and Php9 million for the years ended December 31, 2014 and 2013, respectively. The carrying value of this investment amounted to Php212 million and Php217 million as at December 31, 2014 and 2013, respectively.

In August 2013, Smart purchased, at a premium, PSALM Bonds with face value of Php100 million maturing on April 22, 2015 with yield-to-maturity at 3.25% gross. The bond has a gross coupon rate of 6.88% payable on a quarterly basis, and was recognized as held-to-maturity investment. Premium is amortized using the EIR method. Interest income, net of withholding tax, recognized on this investment amounted to Php2.6 million and Php2.0 million for the years ended December 31, 2014 and 2013, respectively. The carrying value of this investment amounted to Php101 million and Php105 million as at December 31, 2014 and 2013, respectively.

In January 2014, Smart purchased, at a premium, additional PSALM Bonds with face value of Php60 million maturing on April 22, 2015 with yield-to-maturity at 3.00% gross. The bond has a gross coupon rate of 6.88% payable on a quarterly basis, and was recognized as held-to-maturity investment. Premium is amortized using the EIR method. Interest income, net of withholding tax, recognized on this investment amounted to Php1.6 million for the year ended December 31, 2014. The carrying value of this investment amounted to Php60 million as at December 31, 2014.

Security Bank Time Deposits

In October 2012, PLDT and Smart invested US\$2.5 million each in a five-year time deposit with Security Bank maturing on October 11, 2017 at a gross coupon rate of 4.00%. These long-term fixed rate time deposits pay interest on a monthly basis or an estimate of 30 days. The deposits may be terminated prior to maturity at the applicable pretermination rates. Interest income, net of withholding tax, recognized on this investment amounted to US\$187 thousand, or Php8 million, each for the years ended December 31, 2014 and 2013 and US\$42 thousand, or Php2 million, for the year ended December 31, 2012. The carrying value of this investment amounted to Php224 million and Php222 million as at December 31, 2014 and 2013, respectively.

In May 2013, PLDT invested US\$2.0 million in a five-year time deposit with Security Bank maturing on May 31, 2018 at a gross coupon rate of 3.5%. These long-term fixed rate time deposits pay interest on a monthly basis or an estimate of 30 days. The deposits may be terminated prior to maturity at the applicable pretermination rates. Interest income, net of withholding tax, recognized on this investment amounted to US\$66 thousand, or Php3 million, and US\$38 thousand, or Php2 million, for the years ended December 31, 2014 and 2013, respectively. The carrying value of this investment amounted to Php89 million and Php88 million as at December 31, 2014 and 2013, respectively.

Investment in Beta's Preferred Shares

See Note 10 – Investments in Associates, Joint Ventures and Deposits – Investment of PGIC in Beta for the detailed discussion of our investment.

GT Capital Bond

In February 2013, Smart purchased at par a seven-year GT Capital Bond with face value of Php150 million maturing on February 27, 2020. The bond has a gross coupon rate of 4.84% payable on a quarterly basis, and was recognized as held-to-maturity investment. Interest income, net of withholding tax, recognized on this investment amounted to Php5.8 million and Php5 million for the years ended December 31, 2014 and 2013, respectively. The carrying value of this investment amounted to Php150 million as at December 31, 2014 and 2013.

HDMF Bonds

In June 2014, Smart purchased, at a premium, HDMF Bonds with face value of Php100 million maturing on March 12, 2015 with yield-to-maturity at 2.20% gross. The bond has a gross coupon rate of 5.00% payable on a semi-annual basis, and was recognized as held-to-maturity investment. This investment is a tax-exempt bond. Premium is amortized using the EIR method. Interest income recognized on this investment amounted to Php1 million for the year ended December 31, 2014. The carrying value of this investment amounted to Php101 million as at December 31, 2014.

NAPOCOR Bond

In March 2014, Smart purchased, at a premium, a NAPOCOR Bond with face value of Php50 million maturing on December 19, 2016 with yield-to-maturity at 3.38% gross. The bond has a net coupon rate of 5.88% payable on a semi-annual basis, and was recognized as held-to-maturity investment. This investment is a tax-exempt bond. Premium is amortized using the EIR method. Interest income recognized on this investment amounted to Php1 million for the year ended December 31, 2014. The carrying value of this investment amounted to Php52 million as at December 31, 2014.

Philippine RTB

In January 2014, Smart purchased, at a premium, a Philippine RTB with face value of Php32.29 million maturing on August 19, 2015 with yield-to-maturity at 2.38% gross. The bond has a gross coupon rate of 5.88% payable on a quarterly basis, and was recognized as held-to-maturity investment. Premium is amortized using the EIR method. Interest income, net of withholding tax, recognized on this investment amounted to Php684 thousand for the year ended December 31, 2014. The carrying value of this investment amounted to Php33 million as at December 31, 2014.

In April 2014, Smart purchased, at a premium, a Philippine RTB with face value of Php300 million and yield-to-maturity at 1.66% gross. The bond has a gross coupon rate of 6.25% payable on a quarterly basis, and was recognized as held-to-maturity investment. Premium is amortized using the EIR method. This investment matured on September 24, 2014. Interest income, net of withholding tax, recognized on this investment amounted to Php2 million for the year ended December 31, 2014.

13. Investment Properties

Changes in investment properties account for the years ended December 31, 2014 and 2013 are as follows:

	Land	Land Improvements	Building	Total
(in million pesos)				
December 31, 2014				
Balance at beginning of the year	983	10	228	1,222
Net gains (losses) from fair value adjustments charged to profit and loss	660	(1)	(26)	633
Movement charged directly to other comprehensive income	338	–	123	461
Disposals	(6)	–	–	(6)
Transfers (to) from property, plant and equipment	(497)	1	2	(494)
Balance at end of the year	1,478	10	327	1,816
December 31, 2013				
Balance at beginning of the year	599	8	105	712
Net gains (losses) from fair value adjustments charged to profit and loss	104	2	(27)	79
Transfers from property, plant and equipment	281	–	150	431
Balance at end of the year (Notes 4 and 5)	984	10	228	1,222

⁽¹⁾ Presented as part of "Other income – net" in our consolidated income statement.

Investment properties, which consist of land, land improvements and building, are stated at fair values, which have been determined annually based on the year-end appraisal performed by an independent firm of appraisers, an industry specialist in valuing these types of investment properties. None of our investment properties are being leased to third parties that earn rental income.

The valuation for land was based on a market approach valuation technique using price per square meter ranging from Php12 to Php160 thousand. The valuation for building and land improvements were based on a cost approach valuation technique using current material and labor costs for improvements based on external and independent reviewers.

We have determined that the highest and best use of some of the idle or vacant land properties at the measurement date would be to convert the properties for residential or commercial development. For strategic reasons, the properties are not being used in this manner.

We have no restrictions on the realizability of our investment properties and no contractual obligations to either purchase, construct or develop investment properties or for repairs, maintenance and enhancements.

Repairs and maintenance expenses related to investment properties that do not generate rental income amounted to Php53 million, Php57 million and Php54 million for the years ended December 31, 2014, 2013 and 2012, respectively.

The above investment properties were categorized under Level 3 of the fair value hierarchy. There were no transfers in and out of Level 3 of the fair value hierarchy.

Significant increases (decreases) in price per square meter for land, current material and labor costs of improvements would result in a significantly higher (lower) fair value measurement.

14. Business Combinations

2014 Acquisitions

IPCDSI's Acquisition of Rack IT

On January 28, 2014, IPCDSI and a third party, with the conformity of Rack IT, entered into a Sale and Purchase Agreement whereby the third party sold its 100% ownership in Rack IT to IPCDSI for a total purchase price of Php164 million, of which Php25 million will be paid upon completion of certain closing conditions in May 2014. On May 28, 2014, ePLDT granted the request of the third party to extend the deadline of the completion of closing conditions on or before December 31, 2014. On November 26, 2014, ePLDT further granted request of the third party to extend deadline on or before March 31, 2015.

Rack IT was incorporated to engage in the business of providing data center services, encompassing all the information technology and facility-related components or activities that support the projects and operations of a data center facility. The Sucat Data Center held its inauguration on December 3, 2014. However, as at March 3, 2015, Rack IT is still in the pre-operating phase. See *Note 2 – Summary of Significant Accounting Policies – IPCDSI's Acquisition of Rack IT*.

The fair values of the identifiable assets and liabilities of Rack IT at the date of acquisition are as follows:

	Fair Values Recognized on Acquisition
	(in million pesos)
Assets:	
Property, plant and equipment (Note 9)	192
Other noncurrent assets	2
Trade and other receivables	15
Prepayments and other current assets	15
	<hr/> 224
Liabilities:	
Deferred income tax liability	46
Accounts payable	14
Purchase consideration transferred	164
	<hr/> 139
Cash paid	139
Subscriptions payable	25
	<hr/> 164
Cash flows from investing activity:	
Cash paid	(139)
Cash acquired	–
	<hr/> (139)

The excess of purchase price consideration over the net assets acquired amounting to Php107 million was added to the fair value of property, plant and equipment and deferred income tax liability since Rack IT is still under construction when it was acquired by ePLDT.

The fair value and gross amount of trade and other receivables amounted to Php15 million and it is expected that the full contractual amounts can be collected.

Our consolidated net income would have decreased by Php17 million for the year ended December 31, 2014 had the acquisition of Rack IT actually taken place on January 1, 2014. Total net loss of Rack IT included in our consolidated income statement from January 28, 2014 to December 31, 2014 amounted to Php14 million.

PLDT's Additional Investment in PG1

On January 28, 2014, PLDT's Board of Directors approved the purchase of 37.5 million shares of PG1 owned by JSL which effectively increases PLDT's ownership in PG1 from 50% to 65%. The cash consideration for the shares purchased, which was completed on March 10, 2014, was Php23 million. Thus, PLDT gained control of PG1 and, therefore, PG1's financial statements were included in our consolidated financial statements effective March 10, 2014. See *Note 2 – Summary of Significant Accounting Policies – PLDT's Acquisition of Additional Shares of PG1* and *Note 10 – Investments in Associates, Joint Ventures and Deposits – Investment in PG1* for related discussion.

The fair values of the identifiable assets and liabilities of PG1 at the date of acquisition are as follows:

	Fair Values Recognized on Acquisition
	(in million pesos)
Assets:	
Property, plant and equipment (Note 9)	502
Other noncurrent assets	37
Cash and cash equivalents	21
Trade and other receivables	6
Prepayments and other current assets	12
	578
Liabilities:	
Accounts payable	413
	165
Goodwill from the acquisition (Note 15)	3
Total identifiable net assets acquired	168
Noncontrolling interests	(48)
Purchase consideration transferred	120
	120
	120
Cash flows from investing activity:	
Cash paid	(23)
Cash acquired	21
Purchase of subsidiary – net of cash acquired	(2)

The goodwill of Php3 million pertains to the fair value of PG1's air transportation business.

The fair value and gross amount of trade and other receivables amounted to Php6 million and it is expected that the full contractual amounts can be collected.

Our consolidated net income would have decreased by Php14 million for the year ended December 31, 2014 had the acquisition of PG1 actually taken place on January 1, 2014. Total revenues and net loss of PG1 included in our consolidated income statement from March 10, 2014 to December 31, 2014 amounted to Php7 million and Php79 million, respectively.

Smart's Acquisition of Wifun

On November 18, 2014, Smart acquired 86.96% equity interest in Wifun for a total cash consideration of Php70 million of which Php35 million was paid in December 2014, Php6 million is payable in April 2015 and Php29 million is payable upon capital call of Wifun. Wifun was incorporated in the Philippines in 2013 and is engaged in the business of selling software solutions, telecommunications equipment and gadgets, and providing wifi access. See *Note 2 – Summary of Significant Accounting Policies – Smart's Acquisition of Wifun*.

The purchase price consideration has been allocated to the identifiable assets and liabilities on the basis of provisional values at the date of acquisition. The corresponding carrying amounts immediately before the acquisition are as follows:

	Previous Carrying Values	Provisional Values Recognized on Acquisition
	(in million pesos)	
Assets:		
Subscription receivable	29	29
Cash and cash equivalents	22	22
Inventory	7	7
Other assets	1	1
	59	59
Liabilities:		
Accounts payable and other liabilities	9	9
Due to related party	4	4
	13	13
	46	46
Goodwill from the acquisition (Note 15)	-	34
Total identifiable net assets acquired		80
Noncontrolling interests		(10)
Purchase consideration transferred		70
		70
Cash paid		35
Subscriptions payable		35
		70
Cash flows from investing activity:		
Cash paid		(35)
Cash acquired		22
		(13)

The net assets acquired at the date of acquisition were based on a provisional assessment of fair value, while we sought an independent valuation on the value of Wifun's assets. The results of this valuation had not been finalized as at the date this report was approved for issuance by the Board of Directors.

The goodwill of Php34 million pertains to the fair value of the expected synergies arising from the acquisition of Wifun by Smart. Wifun is expected to complement SBI's broadband internet service.

Our consolidated net income would have decreased by Php6 million for the year ended December 31, 2014 had the acquisition of Wifun actually taken place in January 1, 2014. Total net loss of Wifun included in our consolidated income statement from November 18, 2014 to December 31, 2014 amounted to Php1 million.

15. Goodwill and Intangible Assets

Changes in goodwill and intangible assets for the years ended December 31, 2014 and 2013 are as follows:

	Intangible Assets with Indefinite Life	Intangible Assets with Finite Life					Total Intangible Assets with Finite Life	Total Intangible Assets	Goodwill	Total Goodwill and Intangible Assets
		Trademark	Customer List	Franchise	Spectrum	Licenses				
(in million pesos)										
December 31, 2014										
Costs:										
Balance at beginning of the year	4,505	4,726	3,016	1,205	936	1,199	11,082	15,587	62,826	78,413
Additions	-	-	-	-	36	-	36	36	-	36
Business combinations (Note 14)	-	-	-	-	-	-	-	-	37	37
Translation and other adjustments	-	-	-	-	-	(22)	(22)	(22)	-	(22)
Balance at end of the year	4,505	4,726	3,016	1,205	972	1,177	11,096	15,601	62,863	78,464
Accumulated amortization and impairment:										
Balance at beginning of the year	-	1,237	403	750	287	1,119	3,796	3,796	699	4,495
Amortization during the year (Note 3)	-	511	186	80	358	14	1,149	1,149	-	1,149
Translation and other adjustments	-	-	-	-	-	(22)	(22)	(22)	-	(22)
Balance at end of the year	-	1,748	589	830	645	1,111	4,923	4,923	699	5,622
Net balance at end of the year (Note 3)	4,505	2,978	2,427	375	327	66	6,173	10,678	62,164	72,842
Estimated useful lives (in years)	-	1 – 9	16	15	1 – 18	1 – 10	-	-	-	-
Remaining useful lives (in years)	-	6	13	5	2 – 8	5	-	-	-	-
December 31, 2013										
Costs:										
Balance at beginning of the year	4,505	4,726	3,016	1,205	135	1,177	10,259	14,764	62,939	77,703
Additions	-	-	-	-	801	-	801	801	-	801
Business combinations	-	-	-	-	-	-	-	-	(113)	(113)
Translation and other adjustments	-	-	-	-	-	22	22	22	-	22
Balance at end of the year	4,505	4,726	3,016	1,205	936	1,199	11,082	15,587	62,826	78,413
Accumulated amortization and impairment:										
Balance at beginning of the year	-	722	217	669	62	1,084	2,754	2,754	699	3,453
Amortization during the year (Note 3)	-	515	186	81	225	13	1,020	1,020	-	1,020
Translation and other adjustments	-	-	-	-	-	22	22	22	-	22
Balance at end of the year	-	1,237	403	750	287	1,119	3,796	3,796	699	4,495
Net balance at end of the year (Note 3)	4,505	3,489	2,613	455	649	80	7,286	11,791	62,127	73,918
Estimated useful lives (in years)	-	1 – 9	16	15	1 – 18	1 – 10	-	-	-	-
Remaining useful lives (in years)	-	7	14	6	1 – 9	1 – 6	-	-	-	-

The consolidated goodwill and intangible assets of our reportable segments as at December 31, 2014 and 2013 are as follows:

	2014		
	Wireless	Fixed Line	Total
(in million pesos)			
Trademark	4,505	-	4,505
Customer list	2,978	-	2,978
Franchise	2,427	-	2,427
Spectrum	375	-	375
Licenses	327	-	327
Others	66	-	66
Total intangible assets	10,678	-	10,678
Goodwill	57,356	4,808	62,164
Total goodwill and intangible assets (Note 3)	68,034	4,808	72,842

	2013		
	Wireless	Fixed Line	Total
	(in million pesos)		
Trademark	4,505	–	4,505
Customer list	3,489	–	3,489
Franchise	2,613	–	2,613
Licenses	649	–	649
Spectrum	455	–	455
Others	80	–	80
Total intangible assets	11,791	–	11,791
Goodwill	57,322	4,805	62,127
Total goodwill and intangible assets (Note 3)	69,113	4,805	73,918

Intangible Assets

In April 2013, Smart entered into a three-year licensing agreement with MCA Music, Inc., an affiliate of the Universal Music Group, the world's largest music company with wholly-owned record operations in 77 countries. Smart recognized intangible assets of Php600 million for the license contents and marketing partnership in the Philippines. Amortization of intangible assets amounted to Php200 million and Php150 million for the years ended December 31, 2014 and 2013, respectively.

In July 2013, Smart entered into an 18-month licensing agreement with Ivory Music and Video, Inc., a domestic corporation and one of the major labels in the Philippine music industry. Smart recognized intangible assets of Php201 million for the license contents and marketing partnership. Amortization of intangible assets amounted to Php134 million and Php67 million for the years ended December 31, 2014 and 2013, respectively.

In February 2014, Smart entered into a two-year licensing agreement with Universal Records Philippines, Inc., or Universal Records, and PolyEast Records, Inc., or PolyEast Records. The agreement granted Smart an exclusive right to sell digital products of Universal Records and PolyEast Records such as downloading and streaming of digital audio and video. Smart recognized intangible assets of Php36 million for the license contents. Amortization of intangible assets amounted to Php17 million for the year ended December 31, 2014.

The consolidated future amortization of intangible assets with finite life as at December 31, 2014 is as follows:

Year	(in million pesos)
2015	1,016
2016	849
2017	798
2018	798
2019 and onwards	2,712
(Note 3)	6,173

Impairment Testing of Goodwill and Intangible Assets with Indefinite Life

The organizational structure of PLDT and its subsidiaries is designed to monitor financial operations based on fixed line and wireless segmentation. Management provides guidelines and decisions on resource allocation, such as continuing or disposing of asset and operations by evaluating the performance of each segment through review and analysis of available financial information on the fixed line and wireless segments. As at December 31, 2014, the PLDT Group's goodwill comprised of goodwill resulting from PLDT's additional investment in PG1 in 2014, Smart's acquisition of Wifun in 2014, ePLDT's acquisition of IPCDSI in 2012, PLDT's acquisition of Digitel in 2011, ePLDT's acquisition of ePDS in 2011, Smart's acquisition of PDSI and Chikka in 2009, CURE in 2008, and Smart's acquisition of SBI in 2004. The test for recoverability of the PLDT's and Smart's goodwill was applied to the fixed line and wireless asset group, respectively, which represent the lowest level within our business at which we monitor goodwill.

Although revenue streams may be segregated among the companies within the PLDT Group, the cost items and cash flows are difficult to carve out due largely to the significant portion of shared and common used network/platform. The same is true for Sun, wherein Smart 2G/3G network, cellular base stations and fiber optic backbone are shared for areas where Sun has limited connectivity and facilities. On the other hand, PLDT has the largest fixed line network in the Philippines. PLDT's transport facilities are installed nationwide to cover both domestic and international IP backbone to route and transmit IP traffic generated by the customers. In the same manner, PLDT has the most Internet Gateway facilities which are composed of high capacity IP routers and switches that serve as the main gateway of the Philippines to the Internet connecting to the World Wide Web. With PLDT's network coverage, other fixed line subsidiaries share the same facilities to leverage on a Group perspective.

Given the significant common use of network facilities among fixed line and wireless companies within the PLDT Group, Management views that the wireless and fixed line operating segments are the lowest CGU to which goodwill is to be allocated and which are expected to benefit from the synergies.

The recoverable amount of the wireless and fixed line segments had been determined using the value in use approach calculated using cash flow projections based on the financial budgets approved by the Board of Directors, covering a three-year period from 2015 to 2017. The pre-tax discount rate applied to cash flow projections is 11.1% and 10.4% for the wireless and fixed line segments, respectively. Cash flows beyond the three-year period are determined using a 2.5% growth rate for the wireless and fixed line segments, which is the same as the long-term average growth rate for the telecommunications industry.

Based on the assessment of the value-in-use of the wireless and fixed line segments, the recoverable amount of goodwill exceeded the carrying amount of the CGUs, which as a result, no impairment was recognized as at December 31, 2014 and 2013 in relation to goodwill resulting from the additional investment in PG1 and the acquisition of Wifun, IPCDSI, Digitel, ePDS, PDSI, Chikka, CURE and SBI.

16. Cash and Cash Equivalents

As at December 31, 2014 and 2013, this account consists of:

	2014	2013
	(in million pesos)	
Cash on hand and in banks (Note 28)	6,816	5,938
Temporary cash investments (Note 28)	19,843	25,967
	26,659	31,905

Cash in banks earn interest at prevailing bank deposit rates. Temporary cash investments are made for varying periods of up to three months depending on our immediate cash requirements, and earn interest at the prevailing temporary cash investment rates. Due to the short-term nature of such transactions, the carrying value approximates the fair value of our temporary cash investments. See Note 28 – *Financial Assets and Liabilities*.

Interest income earned from cash in banks and temporary cash investments amounted to Php476 million, Php740 million and Php1,295 million for the years ended December 31, 2014, 2013 and 2012, respectively.

17. Trade and Other Receivables

As at December 31, 2014 and 2013, this account consists of receivables from:

	2014	2013
	(in million pesos)	
Retail subscribers (Note 28)	17,053	12,563
Foreign administrations (Note 28)	8,420	5,840
Corporate subscribers (Notes 25 and 28)	7,941	7,904
Domestic carriers (Notes 25 and 28)	823	1,461
Dealers, agents and others (Notes 25 and 28)	10,485	4,320
	44,722	32,088
Less allowance for doubtful accounts (Notes 3, 5 and 28)	15,571	14,524
	29,151	17,564

Receivables from foreign administrations and domestic carriers represent receivables based on interconnection agreements with other telecommunications carriers. The aforementioned amounts of receivables are shown net of related payables to the same telecommunications carriers where a legal right of offset exists and settlement is facilitated on a net basis.

Receivables from dealers, agents and others consist mainly of receivables from credit card companies, dealers and distributors having collection arrangements with the PLDT Group, dividend receivables and advances from affiliates.

Trade receivables are non-interest-bearing and are generally on terms of 30 to 180 days.

For terms and conditions relating to related party receivables, see *Note 25 – Related Party Transactions*.

See *Note 25 – Related Party Transactions* for the summary of transactions with related parties and *Note 28 – Financial Assets and Liabilities – Credit Risk* on credit risk of trade receivables to understand how we manage and measure credit quality of trade receivables that are neither past due nor impaired.

Changes in the allowance for doubtful accounts for the years ended December 31, 2014 and 2013 are as follows:

	Total	Retail Subscribers	Foreign Administrations	Corporate Subscribers	Domestic Carriers	Dealers, Agents and Others
	(in million pesos)					
December 31, 2014						
Balance at beginning of the year	14,524	7,149	119	5,849	80	1,327
Provisions and other adjustments	1,956	1,462	430	(1,100)	13	1,151
Write-offs	(909)	(478)	(1)	(423)	-	(7)
Balance at end of the year	15,571	8,133	548	4,326	93	2,471
Individual impairment	9,586	2,541	526	4,081	93	2,345
Collective impairment	5,985	5,592	22	245	-	126
	15,571	8,133	548	4,326	93	2,471
Gross amount of receivables individually impaired, before deducting any impairment allowance	9,586	2,541	526	4,081	93	2,345

	Total	Retail Subscribers	Foreign Administrations	Corporate Subscribers	Domestic Carriers	Dealers, Agents and Others
	(in million pesos)					
December 31, 2013						
Balance at beginning of the year	13,290	6,489	99	6,137	106	459
Provisions and other adjustments	3,319	2,054	20	378	(2)	869
Write-offs	(2,085)	(1,394)	–	(666)	(24)	(1)
Balance at end of the year	14,524	7,149	119	5,849	80	1,327
Individual impairment	8,717	2,134	119	5,183	80	1,201
Collective impairment	5,807	5,015	–	666	–	126
	14,524	7,149	119	5,849	80	1,327
Gross amount of receivables individually impaired, before deducting any impairment allowance	8,717	2,134	119	5,183	80	1,201

18. Inventories and Supplies

As at December 31, 2014 and 2013, this account consists of:

	2014	2013
	(in million pesos)	
Terminal and cellular phone units:		
At net realizable value	2,853	2,550
At cost	3,265	3,004
Spare parts and supplies:		
At net realizable value	283	99
At cost	706	558
Others:		
At net realizable value	570	515
At cost	647	560
Total inventories and supplies at the lower of cost or net realizable value (Notes 4 and 5)	3,706	3,164

The cost of inventories and supplies recognized as expense for the years ended December 31, 2014, 2013 and 2012 are as follows:

	2014	2013	2012
	(in million pesos)		
Cost of sales	13,077	11,674	8,035
Repairs and maintenance	575	474	443
Write-down of inventories and supplies (Notes 4 and 5)	179	229	215
	13,831	12,377	8,693

Changes in the allowance for inventory obsolescence for the years ended December 31, 2014 and 2013 are as follows:

	2014	2013
	(in million pesos)	
Balance at beginning of the year	957	950
Provisions – net	–	99
Write-off and others	(44)	(92)
Balance at end of the year	913	957

19. Prepayments

As at December 31, 2014 and 2013, this account consists of:

	2014	2013
	(in million pesos)	
Prepaid taxes (Note 5)	6,203	6,456
Prepaid selling and promotions	1,111	1,375
Prepaid fees and licenses	979	435
Prepaid rent (Note 3)	383	296
Prepaid insurance (Note 25)	125	109
Prepaid repairs and maintenance	116	102
Prepaid benefit costs (Notes 3 and 26)	65	199
Other prepayments	348	113
	9,330	9,085
Less current portion of prepayments	6,406	6,054
Noncurrent portion of prepayments	2,924	3,031

Prepaid taxes include creditable withholding taxes, input VAT and real property taxes.

Prepaid benefit costs represent excess of fair value of plan assets over present value of defined benefit obligations recognized in our consolidated statements of financial position. See Note 26 – *Employee Benefits*.

Agreement of PLDT and Smart with Associated Broadcasting Company Development Corporation, or TV5

In 2010, PLDT and Smart entered into advertising placement agreements with TV5, a subsidiary of MediaQuest, which is a wholly-owned investee company of PLDT Beneficial Trust Fund for the airing and telecast of advertisements and commercials of PLDT and Smart on TV5's television network for a period of five years. The costs of telecast of each advertisement shall be applied and deducted from the placement amount only after the relevant advertisement or commercial is actually aired on TV5's television network. In June 2014, Smart and TV5 agreed to amend the liquidation schedule under the original advertising placement agreement by extending the term of expiry from 2015 to 2021. Total prepayment under the advertising placement agreements amounted to Php758 million and Php868 million as at December 31, 2014 and 2013, respectively. See Note 25 – *Related Party Transactions*.

20. Equity

PLDT's number of shares of subscribed and outstanding capital stock as at December 31, 2014 and 2013 are as follows:

	2014	2013
	(in millions)	
Authorized		
Non-Voting Serial Preferred Stocks	388	388
Voting Preferred Stock	150	150
Common Stock	234	234
Subscribed		
Non-Voting Serial Preferred Stocks ⁽¹⁾	300	300
Voting Preferred Stock	150	150
Common Stock	219	219
Outstanding		
Non-Voting Serial Preferred Stocks ⁽¹⁾	300	300
Voting Preferred Stock	150	150
Common Stock	216	216
Treasury Stock		
Common Stock	3	3

⁽¹⁾ Includes 300 million shares of Series IV Cumulative Non-Convertible Redeemable Preferred Stock subscribed for Php3 billion, of which Php360 million has been paid.

The only change in PLDT's capital account is the redemption of 200 shares or Php2,000 and 2,400 shares or Php24,000 of Series HH 10% Cumulative Convertible Preferred Stock for the years ended December 31, 2014 and 2013, respectively.

Preferred Stock

Non-Voting Serial Preferred Stocks

On January 26, 2010, the Board of Directors designated 100,000 shares of preferred stock as Series II 10% Cumulative Convertible Preferred Stock to be issued from January 1, 2010 to December 31, 2012, pursuant to the PLDT Subscriber Investment Plan, or SIP.

The Series HH and II 10% Cumulative Convertible Preferred Stock, or SIP shares, earns cumulative dividends at an annual rate of 10%. After the lapse of one year from the last day of the year of issuance of a particular Series of 10% Cumulative Convertible Preferred Stock, any holder of such series may convert all or any of the shares of 10% Cumulative Convertible Preferred Stock held by him into fully paid and non-assessable shares of Common Stock of PLDT, at a conversion price equivalent to 10% below the average of the high and low daily sales price of a share of Common Stock on the PSE, or if there have been no such sales on the PSE on any day, the average of the bid and the ask prices of a share of Common Stock of PLDT at the end of such day on such Exchange, in each such case averaged over a period of 30 consecutive trading days prior to the conversion date, but in no case shall the conversion price be less than the price set by the Board of Directors which, as at December 31, 2014 was Php5.00 each per share. The number of shares of Common Stock issuable at any time upon conversion of 10% Cumulative Convertible Preferred Stock is determined by dividing Php10.00 by the then applicable conversion price.

In case the shares of Common Stock outstanding are at anytime subdivided into a greater or consolidated into a lesser number of shares, then the minimum conversion price per share of Common Stock will be proportionately decreased or increased, as the case may be, and in the case of a stock dividend, such price will be proportionately decreased, provided, however, that in every case the minimum conversion price shall not be less than the par value per share of Common Stock. In the event the relevant effective date for any such subdivision or consolidation of shares of stock dividend occurs during the period of 30 trading days preceding the presentation of any shares of 10% Cumulative Convertible Preferred Stock for conversion, a similar adjustment will be made in the sales prices applicable to the trading days prior to such effective date utilized in calculating the conversion price of the shares presented for conversion.

In case of any other reclassification or change of outstanding shares of Common Stock, or in case of any consolidation or merger of PLDT with or into another corporation, the Board of Directors shall make such provisions, if any, for adjustment of the minimum conversion price and the sale price utilized in calculating the conversion price as the Board of Directors, in its sole discretion, shall deem appropriate.

At PLDT's option, the Series II 10% Cumulative Convertible Preferred Stock are redeemable at par value plus accrued dividends five years after the year of issuance.

The Series IV Cumulative Non-Convertible Redeemable Preferred Stock earns cumulative dividends at an annual rate of 13.5% based on the paid-up subscription price. It is redeemable at the option of PLDT at any time one year after subscription and at the actual amount paid for such stock, plus accrued dividends.

The Non-Voting Serial Preferred Stocks are non-voting, except as specifically provided by law, and are preferred as to liquidation.

All preferred stocks limit the ability of PLDT to pay cash dividends unless all dividends on such preferred stock for all past dividend payment periods have been paid and or declared and set apart and provision has been made for the currently payable dividends.

Voting Preferred Stock

On June 5, 2012, the Philippine SEC approved the amendments to the Seventh Article of PLDT's Articles of Incorporation consisting of the sub-classification of its authorized Preferred Capital Stock into: 150 million shares of Voting Preferred Stock with a par value of Php1.00 each, and 807.5 million shares of Non-Voting Serial Preferred Stock with a par value of Php10.00 each, and other conforming amendments, or the Amendments. The shares of Voting Preferred Stock may be issued, owned, or transferred only to or by: (a) a citizen of the Philippines or a domestic partnership or association wholly-owned by citizens of the Philippines; (b) a corporation organized under the laws of the Philippines of which at least 60% of the capital stock entitled to vote is owned and held by citizens of the Philippines and at least 60% of the board of directors of such corporation are citizens of the Philippines; and (c) a trustee of funds for pension or other employee retirement or separation benefits, where the trustee qualifies under paragraphs (a) and (b) above and at least 60% of the funds accrue to the benefit of citizens of the Philippines, or Qualified Owners. The holders of Voting Preferred Stock will have voting rights at any meeting of the stockholders of PLDT for the election of directors and for all other purposes, with one vote in respect of each share of Voting Preferred Stock. The Amendments were approved by the Board of Directors and stockholders of PLDT on July 5, 2011 and March 22, 2012, respectively.

On October 12, 2012, the Board of Directors, pursuant to the authority granted to it in the Seventh Article of PLDT's Articles of Incorporation, determined the following specific rights, terms and features of the Voting Preferred Stock: (a) entitled to receive cash dividends at the rate of 6.5% per annum, payable before any dividends are paid to the holders of Common Stock; (b) in the event of dissolution or liquidation or winding up of PLDT, holders will be entitled to be paid in full, or pro-rata insofar as the assets of PLDT will permit, the par value of such shares of Voting Preferred Stock and any accrued or unpaid dividends thereon before any distribution shall be made to the holders of shares of Common Stock; (c) redeemable at the option of PLDT; (d) not convertible to Common Stock or to any shares of stock of PLDT of any class; (e) voting rights at any meeting of the stockholders of PLDT for the election of directors and all other matters to be voted upon by the stockholders in any such meetings, with one vote in respect of each Voting Preferred Share; and (f) holders will have no pre-emptive right to subscribe for or purchase any shares of stock of any class, securities or warrants issued, sold or disposed by PLDT.

On October 16, 2012, BTFHI subscribed to 150 million newly issued shares of Voting Preferred Stock, at a subscription price of Php1.00 per share for a total subscription price of Php150 million pursuant to a subscription agreement between BTFHI and PLDT dated October 15, 2012. As a result of the issuance of Voting Preferred Shares, the voting power of the NTT Group (NTT DOCOMO and NTT Communications), First Pacific Group and its Philippine affiliates, and JG Summit Group was reduced to 12%, 15% and 5%, respectively, as at December 31, 2014. See *Note 1 – Corporate Information* and *Note 27 – Provisions and Contingencies – In the Matter of the Wilson Gamboa Case and Jose M. Roy III Petition*.

Redemption of Preferred Stock

On September 23, 2011, the Board of Directors approved the redemption, or the Redemption, of all outstanding shares of PLDT's Series A to FF 10% Cumulative Convertible Preferred Stock, or the SIP Preferred Shares, and all such shares were redeemed and retired effective on January 19, 2012, or the Redemption Date. The record date for the determination of the holders of outstanding SIP Preferred Shares subject to Redemption, or Holders of SIP Preferred Shares, was fixed on October 10, 2011, or the Record Date. In accordance with the terms and conditions of the SIP Preferred Shares, the Holders of SIP Preferred Shares as of the Record Date are entitled to payment of the redemption price in an amount equal to the par value of such shares, plus accrued and unpaid dividends thereon up to the Redemption Date, or the Redemption Price.

PLDT has set aside Php5.9 billion (the amount required to fund the redemption price for the SIP Preferred Shares) in addition to Php2.3 billion for unclaimed dividends on SIP Preferred Shares, or a total amount of Php8.2 billion, to fund the redemption of the SIP Preferred Shares, or the Redemption Trust Fund, in a trust account, or the Trust Account, in the name of Rizal Commercial Banking Corporation, or RCBC, as Trustee. Pursuant to the terms of the Trust Account, the Trustee will continue to hold the Redemption Trust Fund or any balance thereof, in trust, for the benefit of Holders of SIP Preferred Shares, for a period of ten years from the Redemption Date, or until January 19, 2022. After the said date, any and all remaining balance in the Trust Account shall be returned to PLDT and revert to its general funds. Any interests on the Redemption Trust Fund shall accrue for the benefit of, and be paid from time to time, to PLDT.

On May 8, 2012, the Board of Directors approved the redemption of all outstanding shares of PLDT's Series GG 10% Cumulative Convertible Preferred Stock and all such shares were redeemed and retired effective on August 30, 2012. The record date for purposes of determining the holders of the outstanding Series GG Shares subject to redemption, or Holders of Series GG Shares, was fixed on May 22, 2012. In accordance with the terms and conditions of the Series GG Shares, the Holders of the Series GG Shares as at May 22, 2012 are entitled to the payment of the redemption price in an amount equal to the par value of such shares, plus accrued and unpaid dividends thereon up to August 30, 2012, or the Redemption Price of Series GG Shares.

PLDT has set aside Php247 thousand (the amount required to fund the redemption price for the Series GG Shares) in addition to Php63 thousand for unclaimed dividends on Series GG Shares, or a total amount of Php310 thousand, to fund the redemption price for the Series GG Shares, or the Redemption Trust Fund for Series GG Shares, which forms an integral part of the Redemption Trust Fund previously set aside in the trust account with RCBC, as Trustee, for the purpose of funding the payment of the Redemption Price of PLDT Series A to FF 10% Cumulative Convertible Preferred Stock.

As at January 19, 2012 and August 30, 2012, notwithstanding that any stock certificate representing the Series A to FF 10% Cumulative Convertible Preferred Stock and Series GG 10% Cumulative Convertible Preferred Stock, respectively, were not surrendered for cancellation, the Series A to FF 10% Cumulative Convertible Preferred Stock and Series GG 10% Cumulative Convertible Preferred Stock were no longer deemed outstanding and the right of the holders of such shares to receive dividends thereon ceased to accrue and all rights with respect to such shares ceased and terminated, except only the right to receive the Redemption Price of such shares, but without interest thereon.

On January 29, 2013, the Board of Directors approved the redemption of all outstanding shares of PLDT's Series HH 10% Cumulative Convertible Preferred Stock which were issued in 2007 and all such shares were redeemed and retired effective on May 16, 2013. The record date for purpose of determining the holders of the outstanding Series HH Shares issued in 2007 subject to redemption, or Holders of Series HH Shares issued in 2007, was fixed on February 14, 2013. In accordance with the terms and conditions of Series HH Shares issued in 2007, the Holders of Series HH Shares issued in 2007 as at February 14, 2013 are entitled to the payment of the redemption price in an amount equal to the par value of such shares, plus accrued and unpaid dividends thereon up to May 16, 2013, or the Redemption Price of Series HH Shares issued in 2007.

On January 28, 2014, the Board of Directors approved the redemption of all outstanding shares of PLDT's Series HH 10% Cumulative Convertible Preferred Stock which were issued in 2008, and all such shares were redeemed and retired effective on May 16, 2014. The record date for the purpose of determining the holders of the outstanding Series HH Shares issued in 2008 subject to redemption or Holders of Series HH Shares issued in 2008, was fixed on February 14, 2014. In accordance with the terms and conditions of Series HH Shares issued in 2008, the Holders of Series HH Shares issued in 2008 as at February 14, 2014 are entitled to the payment of the redemption price in an amount equal to the par value of such shares, plus accrued and unpaid dividends thereon up to May 16, 2014, or the Redemption Price of Series HH Shares issued in 2008.

A total amount of Php30 million, Php74 million and Php279 million were withdrawn from the Trust Account, representing total payments on redemption for the years ended December 31, 2014, 2013 and 2012, respectively. The balances of the Trust Account of Php7,922 million and Php7,952 million were presented as part of the “Current portion of advances and other noncurrent assets” and the related redemption liability of the same amount were presented as part of “Accrued expenses and other current liabilities” in our consolidated statement of financial position as at December 31, 2014 and 2013, respectively. See *Note 24 – Accrued Expenses and Other Current Liabilities* and *Note 28 – Financial Assets and Liabilities*.

PLDT expects to similarly redeem the outstanding shares of Series II 10% Cumulative Convertible Preferred Stock as and when they become eligible for redemption.

Common Stock

The Board of Directors approved a share buyback program of up to five million shares of PLDT’s common stock, representing approximately 3% of PLDT’s then total outstanding shares of common stock in 2008. The share buyback program reflects PLDT’s commitment to capital management as an important element in enhancing shareholders value. This also reinforces initiatives that PLDT has already undertaken, such as the declaration of special dividends on common stock in addition to the regular dividend payout equivalent to 75% of our core EPS, after having determined that PLDT has the capacity to pay additional returns to shareholders. Under the share buyback program, PLDT reacquired shares on an opportunistic basis, directly from the open market through the trading facilities of the PSE and NYSE.

We had acquired a total of approximately 2.72 million shares of PLDT’s common stock at a weighted average price of Php2,388 per share for a total consideration of Php6,505 million in accordance with the share buyback program as at December 31, 2014 and 2013.

On November 9, 2011, the PSE approved the listing of an additional 27.7 million common shares of PLDT, which were issued on October 26, 2011 at the issue price of Php2,500 per share, as consideration for the acquisition by PLDT of certain assets of Digitel from JGSHI.

On January 27, 2012, a total of 1.61 million PLDT common shares were issued for settlement of the purchase price of 2,518 million common shares of Digitel tendered by the noncontrolling Digitel stockholders under the mandatory tender offer conducted by PLDT, and which opted to receive payment of the purchase price in the form of PLDT common shares.

Decrease in Authorized Capital Stock

On April 23, 2013 and June 14, 2013, the Board of Directors and stockholders, respectively, approved the following actions: (1) decrease in PLDT’s authorized capital stock from Php9,395 million divided into two classes consisting of: (a) Preferred Capital Stock sub-classified into: 150 million shares of Voting Preferred Stock of the par value of Php1.00 each and 807.5 million shares of Non-Voting Serial Preferred Stock of the par value of Php10.00 each; and (b) 234 million shares of Common Capital Stock of the par value of Php5.00 each, to Php5,195 million, divided into two classes consisting of: (a) Preferred Capital Stock sub-classified into: 150 million shares of Voting Preferred Stock of the par value of Php1.00 each and 387.5 million shares of Non-Voting Serial Preferred Stock of the par value of Php10.00 each; and (b) 234 million shares of Common Capital Stock of the par value of Php5.00 each; and (2) corresponding amendments to the Seventh Article of the Articles of Incorporation of PLDT. On October 3, 2013, the Philippine SEC approved the decrease in authorized capital stock and amendments to the Articles of Incorporation of PLDT.

Dividends Declared

Our dividends declared for the years ended December 31, 2014, 2013 and 2012 are detailed as follows:

December 31, 2014

Class	Date			Amount	
	Approved	Record	Payable	Per Share	Total
(in million pesos, except per share amounts)					
10% Cumulative Convertible Preferred Stock					
Series HH (Final Dividends)	April 1, 2014	February 14, 2014	May 16, 2014	0.0027/day	-
Series II	April 1, 2014	April 30, 2014	May 30, 2014	1.00	-
					-
Cumulative Non-Convertible Redeemable Preferred Stock					
Series IV*	January 28, 2014	February 27, 2014	March 15, 2014	-	12
	May 6, 2014	May 27, 2014	June 15, 2014	-	12
	August 5, 2014	August 20, 2014	September 15, 2014	-	13
	November 4, 2014	November 20, 2014	December 15, 2014	-	12
					49
Voting Preferred Stock	March 4, 2014	March 20, 2014	April 15, 2014	-	3
	June 10, 2014	June 27, 2014	July 15, 2014	-	3
	September 30, 2014	October 15, 2014	October 15, 2014	-	2
	December 2, 2014	December 19, 2014	January 15, 2015	-	2
					10
Common Stock					
Regular Dividend	March 4, 2014	March 18, 2014	April 16, 2014	62.00	13,395
	August 5, 2014	August 28, 2014	September 26, 2014	69.00	14,908
Special Dividend	March 4, 2014	March 18, 2014	April 16, 2014	54.00	11,667
					39,970
Charged to retained earnings					40,029

* Dividends were declared based on total amount paid up.

December 31, 2013

Class	Date			Amount	
	Approved	Record	Payable	Per Share	Total
(in million pesos, except per share amounts)					
10% Cumulative Convertible Preferred Stock					
Series HH (issued 2008)	April 23, 2013	May 9, 2013	May 31, 2013	1.00	-
Series HH (final, issued 2007)	April 23, 2013	February 14, 2013	May 16, 2013	0.0027/day	-
Series II	April 23, 2013	May 9, 2013	May 31, 2013	1.00	-
Cumulative Non-Convertible Redeemable Preferred Stock					
Series IV*	January 29, 2013	February 28, 2013	March 15, 2013	-	12
	May 7, 2013	May 27, 2013	June 15, 2013	-	13
	August 7, 2013	August 23, 2013	September 15, 2013	-	12
	November 5, 2013	November 20, 2013	December 15, 2013	-	12
					49
Voting Preferred Stock	March 5, 2013	March 20, 2013	April 15, 2013	-	3
	June 14, 2013	June 28, 2013	July 15, 2013	-	3
	August 27, 2013	September 11, 2013	October 15, 2013	-	2
	December 3, 2013	December 19, 2013	January 15, 2014	-	2
					10
Common Stock					
Regular Dividend	March 5, 2013	March 19, 2013	April 18, 2013	60.00	12,963
	August 7, 2013	August 30, 2013	September 27, 2013	63.00	13,611
Special Dividend	March 5, 2013	March 19, 2013	April 18, 2013	52.00	11,235
					37,809
Charged to retained earnings					37,868

* Dividends were declared based on total amount paid up.

December 31, 2012

Class	Date			Amount	
	Approved	Record	Payable	Per Share	Total
(in million pesos, except per share amounts)					
10% Cumulative Convertible Preferred Stock					
Series GG	January 31, 2012	February 29, 2012	May 30, 2012	1.00	–
Series GG (final, issued 2005)	July 3, 2012	May 22, 2012	August 30, 2012	0.0027/day	–
Series HH	March 22, 2012	April 21, 2012	May 31, 2012	1.00	–
Series II	March 22, 2012	April 21, 2012	May 31, 2012	1.00	–
Cumulative Non-Convertible Redeemable Preferred Stock					
Series IV*	January 31, 2012	February 20, 2012	March 15, 2012	–	12
	May 8, 2012	May 28, 2012	June 15, 2012	–	13
	August 7, 2012	August 22, 2012	September 15, 2012	–	12
	November 6, 2012	November 20, 2012	December 15, 2012	–	12
					49
Voting Preferred Stock	December 4, 2012	December 19, 2012	January 15, 2013	0.0001806/day	2
Common Stock					
Regular Dividend	March 6, 2012	March 20, 2012	April 20, 2012	63.00	13,611
	August 7, 2012	August 31, 2012	September 28, 2012	60.00	12,964
Special Dividend	March 6, 2012	March 20, 2012	April 20, 2012	48.00	10,371
					36,946
Charged to retained earnings					36,997

* Dividends were declared based on total amount paid up.

Our dividends declared after December 31, 2014 are detailed as follows:

Class	Date			Amount	
	Approved	Record	Payable	Per Share	Total
(in million pesos, except per share amounts)					
Cumulative Non-Convertible Redeemable Preferred Stock					
Series IV*	January 27, 2015	February 26, 2015	March 15, 2015	–	12
Voting Preferred Stock	March 3, 2015	March 19, 2015	April 15, 2015	–	2
Common Stock					
Regular Dividend	March 3, 2015	March 17, 2015	April 16, 2015	61.00	13,179
Special Dividend	March 3, 2015	March 17, 2015	April 16, 2015	26.00	5,618
					18,797
Charged to retained earnings					18,811

* Dividends were declared based on total amount paid up.

Retained Earnings Available for Dividend Declaration

The following table shows the reconciliation of our consolidated retained earnings available for dividend declaration as at December 31, 2014:

	(in million pesos)
Consolidated unappropriated retained earnings as at December 31, 2013	22,968
Effect of PAS 27 Adjustments and other adjustments	6,277
Parent Company's unappropriated retained earnings at beginning of the year	29,245
Less: Cumulative unrealized income – net of tax:	
Unrealized foreign exchange gains – net (except those attributable to cash and cash equivalents)	(664)
Fair value adjustments of investment property resulting to gain	(820)
Fair value adjustments (mark-to-market gains)	(1,502)
Parent Company's unappropriated retained earnings available for dividends as at January 1, 2014	26,259
Parent Company's net income attributable to equity holders of PLDT for the year	33,362
Less: Unrealized income – net of tax during the year	
Fair value adjustments (mark-to-market gains)	(224)
Fair value adjustments of investment property resulting to gain	(43)
	33,095
Add: Realized income during the year	
Realized foreign exchange gains	101
Cash dividends declared during the year	
Common stock	(39,970)
Preferred stock (Note 8)	(59)
Charged to retained earnings	(40,029)
Parent Company's unappropriated retained earnings available for dividends as at December 31, 2014	19,426

As at December 31, 2014, our consolidated unappropriated retained earnings amounted to Php17,030 million while the Parent Company's unappropriated retained earnings amounted to Php22,578 million. The difference of Php5,548 million pertains to the effect of PAS 27 in our investments in subsidiaries, associates and joint ventures accounted for under the equity method.

21. Interest-bearing Financial Liabilities

As at December 31, 2014 and 2013, this account consists of the following:

	2014	2013
	(in million pesos)	
Long-term portion of interest-bearing financial liabilities:		
Long-term debt (Notes 9 and 28)	115,399	88,924
Obligations under finance leases (Note 28)	1	6
	115,400	88,930
Current portion of interest-bearing financial liabilities:		
Long-term debt maturing within one year (Notes 9 and 28)	14,724	15,166
Obligations under finance leases maturing within one year (Note 28)	5	5
	14,729	15,171

Unamortized debt discount, representing debt issuance costs and any difference between the fair value of consideration given or received at initial recognition, included in our financial liabilities as at December 31, 2014 and 2013 are as follows:

	2014	2013
	(in million pesos)	
Long-term debt (Note 28)	511	382
Obligation under finance lease	–	1
Unamortized debt discount at end of the year	511	383

The following table describes all changes to unamortized debt discount for the years ended December 31, 2014 and 2013.

	2014	2013
	(in million pesos)	
Unamortized debt discount at beginning of the year	383	1,326
Additions during the year	293	213
Accretion during the year included as part of Financing costs – net (Note 5)	(165)	(1,541)
Revaluations during the year	–	385
Unamortized debt discount at end of the year	511	383

Long-term Debt

As at December 31, 2014 and 2013, long-term debt consists of:

Description	Interest Rates	2014		2013	
		(in millions)			
<i>U.S. Dollar Debts:</i>					
Export Credit Agencies-Supported Loans:					
Exportkreditnamnden, or EKN	1.41% to 1.90% and US\$ LIBOR + 0.30% to 0.35% in 2014 and 1.41% to 3.79% and US\$ LIBOR + 0.30% to 0.35% in 2013	US\$94	Php4,187	US\$101	Php4,506
China Export and Credit Insurance Corporation, or Sinosure	US\$ LIBOR + 0.55% to 1.80% in 2014 and 2013	82	3,679	117	5,174
EKN and AB Svensk Exportkredit, or SEK	3.95% in 2014 and 2013	44	1,974	56	2,476
Finnvera, Plc, or Finnvera	2.99% and US\$ LIBOR + 1.35% in 2014 and 2013	5	223	25	1,098
Others	US\$ LIBOR + 0.35% in 2014 and US\$ LIBOR + 0.35% to 0.40% in 2013	–	–	–	17
		225	10,063	299	13,271
Fixed Rate Notes	8.35% in 2014 and 2013	227	10,170	233	10,334
Term Loans:					
GSM Network Expansion Facilities	US\$ LIBOR + 0.85% to 1.85% in 2014 and US\$ LIBOR + 0.42% to 1.85% in 2013	75	3,354	118	5,251
Others	US\$ LIBOR + 0.95% to 1.90% in 2014 and US\$ LIBOR + 0.42% to 1.90% in 2013	828	37,045	682	30,276
		US\$1,355	60,632	US\$1,332	59,132
<i>Philippine Peso Debts:</i>					
Corporate Notes	5.3300% to 6.3981% in 2014 and 5.3300% to 7.7946% in 2013	21,534			22,499
Fixed Rate Retail Bonds	5.2250% to 5.2813% in 2014	14,865			–
Term Loans:					
Unsecured Term Loans	3.9250% to 6.3462%, PDST-F + 0.3000%; BSP overnight rate - 0.3500% to BSP overnight rate in 2014 and 3.9250% to 7.4292%, PDST-F + 0.3000% to 0.8000%; BSP overnight rate + 0.3000% to 0.5000% and BSP overnight rate - 0.3500% in 2013	33,092			22,459
		69,491			44,958
Total long-term debt (Note 28)		130,123			104,090
Less portion maturing within one year (Note 28)		14,724			15,166
Noncurrent portion of long-term (Note 28)		Php115,399			Php88,924

Note: Amounts presented are net of unamortized debt discount and debt issuance costs.

On November 25, 2008, Smart signed a US\$22 million term loan facility agreement with Nordea Bank as the original lender, arranger and facility agent and subsequently assigned its rights and obligations to the AB Svensk Exportkredit (Swedish Export Credit Corporation), or SEK, supported by EKN on December 10, 2008, to finance the supply, installation, commissioning and testing of Wireless-Code Division Multiple Access, or W-CDMA/High Speed Packet Access project. The loan was payable over five years in ten equal semi-annual installments, with final installment on December 10, 2013. The loan was fully drawn on various dates in 2008 and 2009. The loan was paid in full on December 10, 2013.

On June 10, 2011, Smart signed a US\$49 million term loan facility agreement with Nordea Bank as the original lender, arranger and facility agent, to finance the supply and services contracts for the modernization and expansion project. On July 5, 2011, Nordea Bank assigned its rights and obligations to the SEK guaranteed by EKN. The loan was comprised of Tranche A1, Tranche A2 and Tranche B in the amounts of US\$24 million, US\$24 million and US\$1 million, respectively. The loan is payable over five years in ten equal semi-annual installments, with final installment on December 29, 2016 for Tranche A1 and B and October 30, 2017 for Tranche A2. The loan was drawn on various dates in 2012 in the total amount of US\$33 million (US\$24 million for Tranche A1, US\$8 million for Tranche A2 and US\$1 million for Tranche B) and the remaining balance of US\$16 million for Tranche A2 was drawn on February 21, 2013. The aggregate amounts of US\$24 million, or Php1,065 million, and US\$33 million, or Php1,474 million, net of unamortized debt discount, remained outstanding as at December 31, 2014 and 2013, respectively.

On February 22, 2013, Smart signed a US\$46 million five-year term loan facility agreement with Nordea Bank as the original lender, arranger and facility agent, to finance the supply and services contracts for the modernization and expansion project. In July 3, 2013, Nordea Bank assigned its rights and obligations to the SEK guaranteed by EKN. The loan was comprised of Tranches A1 and A2 in the amounts of US\$25 million and US\$19 million, respectively, and Tranches B1 and B2 in the amounts of US\$0.9 million and US\$0.7 million, respectively. The facility is payable semi-annually in ten equal installments commencing six months after the applicable mean delivery date. The loan was partially drawn on December 19, 2013 for Tranches A1 and B1 in the amounts of US\$18 million and US\$0.9 million, respectively. Subsequently, the Tranche A1 loan was partially drawn on March 20, 2014 and fully drawn on June 19, 2014 in the amounts of US\$3 million and US\$4 million, respectively. Tranche A loan was partially drawn on September 19, 2014 and December 18, 2014 in the amounts of US\$8 million and US\$11 million, respectively, and Tranche B loan was fully drawn on September 19, 2014 in the amount of US\$0.7 million. The aggregate amounts of US\$37 million, or Php1,663 million, and US\$18 million, or Php787 million, net of unamortized debt discount, remained outstanding as at December 31, 2014 and 2013, respectively.

Sinosure

On December 1, 2005, DMPI signed a US\$23.6 million Export Credit Agreement with Societe Generale and Credit Agricole Corporate and Investment Bank (formerly Calyon) as the lenders, to finance the supply of the equipment, software, and offshore services for the GSM 1800 in the National Capital Region, or NCR. The loan was covered by a guarantee from China Export and Credit Insurance Corporation, or Sinosure, the export-credit agency of China. The loan was payable over seven years in 14 equal semi-annual installments, with final installment on December 1, 2013. The loan was fully drawn on various dates in 2005, 2006 and 2007. The loan was paid in full on December 2, 2013.

On May 4, 2006, DMPI signed a US\$12.7 million Export Credit Agreement with Societe Generale and Calyon as the lenders, to finance the supply of the equipment and software for the expansion of its GSM services in NCR. The loan was covered by a guarantee from Sinasure. The loan was payable over seven years in 14 equal semi-annual installments, with final installment on October 6, 2014. The loan was drawn on various dates in 2007 and 2008 in the total amount of US\$12.2 million. The undrawn amount of US\$0.5 million was cancelled. The amount of US\$2 million, or Php77 million, remained outstanding as at December 31, 2013. The loan was paid in full on October 6, 2014.

On June 1, 2006, DMPI signed a US\$12 million Buyer's Credit Agreement with ING Bank N.V., or ING Bank, as the lender, to finance the equipment and service contracts for the upgrading of GSM Phase 5 Core Intelligent Network Project. The loan was covered by a guarantee from Sinasure. The loan was payable over seven years in 14 equal semi-annual installments, with final installment on June 1, 2014. The loan was drawn in 2006 and 2007 in the amounts of US\$8 million and US\$2 million, respectively. The undrawn amount of US\$2 million was cancelled. The amount of US\$1 million, or Php31 million, remained outstanding as at December 31, 2013. The loan was paid in full on June 2, 2014.

On May 24, 2007, DMPI signed a US\$21 million Buyer's Credit Agreement with ING Bank as the lender, to finance the equipment for the Phase 6 South Luzon Change Out and Expansion Project. The loan was covered by a guarantee from Sinasure. The loan is payable over seven years in 14 equal semi-annual installments, with final installment on May 24, 2015. The loan was drawn on various dates in 2008 in the total amount of US\$20.8 million. The undrawn amount of US\$0.2 million was cancelled. The amounts of US\$1 million, or Php67 million, and US\$5 million, or Php198 million, remained outstanding as at December 31, 2014 and 2013, respectively.

On May 24, 2007, DMPI signed a US\$12.1 million Buyer's Credit Agreement with ING Bank as the lender, to finance the equipment for the Phase 6 NCR Expansion Project. The loan was covered by a guarantee from Sinasure. The loan is payable over seven years in 14 equal semi-annual installments, with final installment on May 24, 2015. The loan was fully drawn on various dates in 2008. The amounts of US\$1 million, or Php39 million, and US\$3 million, or Php115 million, remained outstanding as at December 31, 2014 and 2013, respectively.

On November 10, 2008, DMPI signed a US\$23.8 million Buyer's Credit Agreement with ING Bank as the lender, to finance the equipment and service contracts for the Phase 7 Core Expansion Project. The loan was covered by a guarantee from Sinasure. The loan is payable over seven years in 14 equal semi-annual installments, with final installment on September 1, 2016. The loan was fully drawn on various dates in 2008 and 2009. The amounts of US\$7 million, or Php304 million, and US\$10 million, or Php452 million, remained outstanding as at December 31, 2014 and 2013, respectively.

On November 10, 2008, DMPI signed a US\$5.5 million Buyer's Credit Agreement with ING Bank as the lender, to finance the equipment and service contracts for the supply of 3G network in NCR. The loan was covered by a guarantee from Sinasure. The loan is payable over seven years in 14 equal semi-annual installments, with final installment on September 1, 2016. The loan was fully drawn on various dates in 2008 and 2009. The amounts of US\$2 million, or Php70 million, and US\$2 million, or Php105 million, remained outstanding as at December 31, 2014 and 2013, respectively.

On November 10, 2008, DMPI signed a US\$4.9 million Buyer's Credit Agreement with ING Bank as the lender, to finance the equipment and service contracts for the Phase 7 Intelligent Network Expansion Project. The loan was covered by a guarantee from Sinasure. The loan is payable over seven years in 14 equal semi-annual installments, with final installment on September 1, 2016. The loan was fully drawn on various dates in 2008 and 2009. The amounts of US\$1 million, or Php63 million, and US\$2 million, or Php94 million, remained outstanding as at December 31, 2014 and 2013, respectively.

On August 14, 2009, DMPI signed a US\$24.7 million loan agreement with Credit Suisse as the lead arranger, to finance the supply of telephone equipment for the Phase 7 NCR Base Station Expansion. The loan was covered by a guarantee from Sinosure. The loan is payable over seven years in 14 equal semi-annual installments, with final installment on August 14, 2017. The loan was fully drawn on various dates in 2009 and 2010. The facility was prepaid in full on February 14, 2013.

On August 14, 2009, DMPI signed a US\$15.9 million loan agreement with The Hong Kong and Shanghai Banking Corporation Limited, or HSBC, as the lender, to finance the supply of telephone equipment for the Phase 7 South Luzon Base Station Expansion. The loan was covered by a guarantee from Sinosure. The loan is payable over seven years in 14 equal semi-annual installments, with final installment on August 14, 2017. The loan was drawn in 2009 and 2010 in the amounts of US\$14.1 million and US\$1.4 million, respectively. The undrawn amount of US\$0.4 million was cancelled. The facility was prepaid in full on February 14, 2013.

On December 16, 2009, DMPI signed a US\$50 million Buyer's Credit Agreement with China Citic Bank Corporation Ltd., or China CITIC Bank, as the original lender, to finance the equipment, software and related materials for the Phase 2 3G Expansion, transmission for the Phase 2 3G Expansion and Phase 8A NCR and South Luzon BSS Expansion Projects. The loan was covered by a guarantee from Sinosure. The loan is payable over seven years in 14 equal semi-annual installments, with final installment on December 17, 2017. The loan was drawn on various dates in 2010 in the total amount of US\$48 million. The undrawn amount of US\$2 million was cancelled. On December 9, 2011, China CITIC Bank and ING Bank signed a Transfer Certificate and Assignment of Guarantee whereby ING Bank took over the debt under the Buyer's Credit Agreement. The assignment of debt was completed on December 16, 2011. The amounts of US\$20 million, or Php909 million, and US\$27 million, or Php1,203 million, remained outstanding as at December 31, 2014 and 2013, respectively.

On September 15, 2010, DMPI signed a US\$117.3 million loan agreement with China Development Bank and HSBC as the lenders, to finance the purchase of equipment and related materials for the expansion of: (1) Phase 8A and 8B Core and IN Network Expansion; (2) Phase 8B NCR and SLZ BSS Network Expansion Project; and (3) Phase 3 3G Network Roll-out Project. The loan was covered by a guarantee from Sinosure. The loan is payable over seven and a half years in 15 equal semi-annual installments, with final installment on April 10, 2019. The loan was drawn on various dates in 2011 in the total amount of US\$116.3 million. The undrawn amount of US\$1 million was cancelled. The amount of US\$20 million was partially prepaid on April 10, 2013 and the remaining balance is now payable over five years in 10 semi-annual installments, with final installment on April 10, 2018. The amounts of US\$50 million, or Php2,227 million, and US\$65 million, or Php2,899 million, remained outstanding as at December 31, 2014 and 2013, respectively.

EKN and SEK

On April 28, 2009, DMPI signed a US\$96.6 million loan agreement with Nordea Bank and ING Bank as the lenders, to finance the supply of GSM mobile telephone equipment and related services. The loan was comprised of Tranche 1 and Tranche 2 in the amounts of US\$43 million and US\$53.6 million, respectively. The loan was covered by a guarantee from EKN and SEK, the export-credit agency of Sweden. Both tranches are payable over eight and a half years in 17 equal semi-annual installments, with final installment on February 28, 2018 for Tranche 1 and November 30, 2018 for Tranche 2. Tranches 1 and 2 were fully drawn on various dates in 2009, 2010 and 2011. The aggregate amounts of US\$44 million, or Php1,974 million, and US\$56 million, or Php2,476 million, remained outstanding as at December 31, 2014 and 2013, respectively.

Finnvera, Plc, or Finnvera

On May 14, 2009, Smart signed a US\$50 million term loan facility agreement with Finnish Export Credit, Plc, or FEC, guaranteed by Finnvera, the Finnish Export Credit Agency, and awarded to Calyon as the arranger, to finance the Phase 10 (Extension) GSM equipment and services contract. The loan was payable over five years in ten equal semi-annual installments, with final installment on July 15, 2014. The loan was fully drawn on July 15, 2009. The amount of US\$10 million, or Php442 million, net of unamortized debt discount, remained outstanding as at December 31, 2013. The loan was paid in full on July 15, 2014.

On October 9, 2009, Smart signed a US\$50 million term loan facility agreement with FEC guaranteed by Finnvera for 100% political and commercial risk cover to finance GSM equipment and services contracts. The loan was awarded to Citicorp as the arranger which was subsequently transferred to ANZ on January 4, 2011. The loan is payable over five years in ten equal semi-annual installments, with final installment on April 7, 2015. The loan was fully drawn on April 7, 2010. The amounts of US\$5 million, or Php223 million, and US\$15 million, or Php656 million, net of unamortized debt discount, remained outstanding as at December 31, 2014 and 2013, respectively.

Others – Export Credit Agencies

Compagnie Francaise d' Assurance pour le Commerce Exterieur, or COFACE

On August 18, 2005, DMPI signed a US\$19 million Export Credit Agreement with ING Bank, Societe Generale and Calyon as the lenders, to finance the supply of telecommunications materials, software, and services for the GSM Cellular Mobile Short Term Core Expansion Project. The loan was covered by a guarantee from COFACE, the export-credit agency of France. The loan was payable over seven years in 14 equal semi-annual installments, with final installment on February 8, 2013. The loan was drawn on various dates in 2005 and 2006 in the total amount of US\$18.2 million. The undrawn amount of US\$0.8 million was cancelled. The loan was paid in full on February 8, 2013.

Atradius N.V., or Atradius

On July 3, 2006, DMPI signed a US\$6 million Buyer's Credit Agreement with ING Bank as the lender, to finance the equipment and service contracts for the Phase 5 Mobile Messaging Core Network. The loan was covered by a guarantee from Atradius, the export-credit agency of Amsterdam, the Netherlands. The loan was payable over seven years in 14 equal semi-annual installments, with final installment on June 27, 2014. The loan was drawn in 2006 and 2007 in the total amount of US\$5.4 million. The undrawn amount of US\$0.6 million was cancelled. The amount of US\$0.4 million, or Php17 million, remained outstanding as at December 31, 2013. The loan was paid in full on June 27, 2014.

Fixed Rate Notes

On March 6, 1997, PLDT issued a US\$300 million 20-year non-amortizing fixed rate note with a coupon rate of 8.350% under the Indenture dated April 19, 1996 between PLDT and Deutsche Bank Trust Company Americas (formerly Bankers Trust Company) as trustee ("2017 Notes"). Proceeds from the issuance of these notes were used to finance service improvements and expansion programs. The 2017 Notes will mature on March 6, 2017. On various dates in 2008 to 2014, PLDT repurchased the 2017 Notes from the secondary market in the aggregate amount of US\$71.6 million. The amounts of US\$227 million, or Php10,170 million, and US\$233 million, or Php10,334 million, net of unamortized debt discount, remained outstanding as at December 31, 2014 and 2013, respectively. See Note 28 – *Financial Assets and Liabilities – Derivative Financial Instruments*.

Term Loans

GSM Network Expansion Facilities

On October 10, 2007, Smart signed a US\$50 million term loan facility agreement with Norddeutsche Landesbank Girozentrale Singapore Branch, or Nord LB, as the lender with Standard Chartered Bank (Hong Kong) Ltd., or Standard Chartered, as the facility agent, to finance the related Phase 10 GSM equipment and service contracts. The loan was payable over five years in ten equal semi-annual payments, with final installment on March 11, 2013. The loan was fully drawn on March 10, 2008. The loan was paid in full on March 11, 2013.

On November 27, 2008, Smart signed a US\$50 million term loan facility agreement with FEC to finance the Phase 10 GSM equipment and service contracts. The loan was awarded to ABN AMRO Bank N.V., Australia and New Zealand Banking Group Limited, Standard Chartered, Mizuho Corporate Bank, Ltd. as the lead arrangers. The loan was payable over five years in ten equal semi-annual installments, with final installment on January 23, 2014. The loan was fully drawn on various dates in 2009. The amount of US\$5 million, or Php222 million, net of unamortized debt discount, remained outstanding as at December 31, 2013. The loan was paid in full on January 23, 2014.

On June 6, 2011, Smart signed a US\$60 million term loan facility agreement with The Bank of Tokyo-Mitsubishi UFJ, Ltd. as the lender, to finance the equipment and service contracts for the modernization and expansion project. The loan is payable over five years in eight equal semi-annual installments commencing on the 18th month from signing date, with final installment on June 6, 2016. The loan was fully drawn on various dates in 2012. The amounts of US\$22 million, or Php1,007 million, and US\$38 million, or Php1,665 million, remained outstanding as at December 31, 2014 and 2013, respectively. See *Note 28 – Financial Assets and Liabilities – Derivative Financial Instruments*.

On August 19, 2011, Smart signed a US\$50 million term loan facility agreement with FEC as the lender, to finance the supply contracts for the modernization and expansion project. The loan was arranged by The Bank of Tokyo-Mitsubishi UFJ, Ltd., HSBC and Mizuho Corporate Bank, Ltd. The loan is payable over five years in ten equal semi-annual installments commencing six months after August 19, 2012, with final installment on August 19, 2016. The loan was fully drawn on various dates in 2012. The amounts of US\$25 million, or Php1,115 million, and US\$37 million, or Php1,657 million, net of unamortized debt discount, remained outstanding as at December 31, 2014 and 2013, respectively. See *Note 28 – Financial Assets and Liabilities – Derivative Financial Instruments*.

On May 29, 2012, Smart signed a US\$50 million term loan facility agreement with The Bank of Tokyo-Mitsubishi UFJ, Ltd. as the lender, to finance the equipment and service contracts for the modernization and expansion project. The loan is payable over five years in nine equal semi-annual installments commencing on May 29, 2013, with final installment on May 29, 2017. The loan was fully drawn on various dates in 2012. The amounts of US\$28 million, or Php1,232 million, and US\$38 million, or Php1,707 million, net of unamortized debt discount, remained outstanding as at December 31, 2014 and 2013, respectively. See *Note 28 – Financial Assets and Liabilities – Derivative Financial Instruments*.

US\$283 Million Term Loan Facility, or Debt Exchange Facility

On July 2, 2004, Smart acquired from PCEV's creditors approximately US\$289 million, or 69.4%, of the aggregate of PCEV's outstanding restructured debt at that time, in exchange for debt and a cash payment by Smart. In particular, Smart paid cash amounting to US\$1.5 million, or Php84 million and issued new debt of US\$283 million, or Php15,854 million, with fair value of Php8,390 million, net of unamortized debt discount amounting to Php7,464 million. In September 2013, the loan was prepaid in full and the remaining debt discount of US\$13 million, or Php731 million, was amortized and charged to profit and loss for the year.

Other Term Loans

On January 15, 2008, PLDT signed a US\$100 million term loan facility agreement with Nord LB to be used for its capital expenditure requirements. The loan was payable over five years in ten equal semi-annual installments. Two separate drawdowns of US\$50 million each were drawn from the facility on March 27, 2008 and April 10, 2008. The loan was paid in full on March 27, 2013.

On July 15, 2008, PLDT signed a US\$50 million term loan facility agreement with the Bank of the Philippine Islands, or BPI, to refinance its loan obligations which were utilized for service improvements and expansion programs. The loan was payable over five years in 17 equal quarterly installments commencing on the fourth quarter from the initial drawdown date, with final installment on July 22, 2013. The loan was fully drawn on various dates in 2008. The loan was paid in full on July 22, 2013.

On March 7, 2012, PLDT signed a US\$150 million term loan facility agreement with a syndicate of banks with The Bank of Tokyo-Mitsubishi UFJ, Ltd., as the facility agent, to finance capital expenditures and/or to refinance existing loan obligations which were utilized for network expansion and improvement programs. The loan is payable over five years in nine equal semi-annual installments commencing on the date which falls 12 months after the date of the loan agreement, with final installment on March 7, 2017. Two separate drawdowns of US\$100 million and US\$50 million were drawn on May 10, 2012 and September 4, 2012, respectively. The amounts of US\$84, million, or Php3,729 million, and US\$117 million, or Php5,180 million, remained outstanding as at December 31, 2014 and 2013, respectively. See *Note 28 – Financial Assets and Liabilities – Derivative Financial Instruments*.

On March 16, 2012, PLDT signed a US\$25 million term loan facility agreement with Citibank, N.A. Manila to refinance loan obligations which were utilized for service improvements and expansion programs. The loan is payable over five years in 17 equal quarterly installments commencing 12 months from the initial drawdown date, with final installment on May 30, 2017. The loan was fully drawn on May 29, 2012. The amounts of US\$15 million, or Php658 million, and US\$21 million, or Php914 million, remained outstanding as at December 31, 2014 and 2013, respectively.

On January 16, 2013, PLDT signed a US\$300 million term loan facility agreement with a syndicate of banks with The Bank of Tokyo-Mitsubishi UFJ, Ltd., as the facility agent, to finance capital expenditures and/or to refinance existing obligations which were utilized for network expansion and improvement programs. The loan is payable over five years in nine equal semi-annual installments commencing on the date which falls 12 months after the date of the loan agreement, with final installment on January 16, 2018. The amounts of US\$40 million, US\$160 million and US\$100 million were drawn on March 6, 2013, April 19, 2013 and July 3, 2013, respectively. The amounts of US\$233 million, or Php10,439 million, and US\$300 million, or Php13,319 million, remained outstanding as at December 31, 2014 and 2013, respectively. See *Note 28 – Financial Assets and Liabilities – Derivative Financial Instruments*.

On January 28, 2013, Smart signed a US\$35 million term loan facility agreement with China Banking Corporation to finance the equipment and service contracts for the modernization and expansion project. The loan was payable over five years in ten equal semi-annual installments. The loan was fully drawn on May 7, 2013. The amounts of US\$24 million, or Php1,096 million, and US\$31 million, or Php1,398 million, remained outstanding as at December 31, 2014 and 2013, respectively.

On March 25, 2013, Smart signed a US\$50 million term loan facility agreement with FEC, as the original lender, to finance the supply and services contracts for the modernization and expansion project. The loan was arranged by the Bank of Tokyo-Mitsubishi UFJ, Ltd. and Mizuho Corporate Bank, Ltd. The loan is payable over five years in nine equal semi-annual installments commencing six months after drawdown date. The loan was partially drawn in the amounts of US\$18 million, US\$6 million and US\$8 million on September 16, 2013, November 19, 2013 and March 24, 2014, respectively. The undrawn balance of the facility in the amount of US\$18 million was cancelled. The amounts of US\$25 million, or Php1,102 million, and US\$23 million, or Php1,030 million, net of unamortized debt discount, remained outstanding as at December 31, 2014 and 2013, respectively.

On May 31, 2013, Smart signed a US\$80 million term loan facility agreement with China Banking Corporation to refinance existing loan obligations which were utilized for network expansion and improvement program of Smart. The loan is payable over five years in ten equal semi-annual installments commencing six months after drawdown date, with final installment on May 31, 2018. The loan was fully drawn on September 25, 2013. The amounts of US\$56 million, or Php2,505 million, and US\$72 million, or Php3,197 million, remained outstanding as at December 31, 2014 and 2013, respectively.

On June 20, 2013, Smart signed a US\$120 million term loan facility agreement with Mizuho Corporate Bank, Ltd. and Sumitomo Mitsui Banking Corporation, as the lead arrangers and creditors with Sumitomo Mitsui Banking Corporation, as the facility agent. Proceeds of the facility are intended to be used to refinance existing loan obligations which were utilized for network expansion and improvement program of Smart. The loan is payable over five years in eight equal semi-annual installments commencing six months after drawdown date, with final installment on June 20, 2018. The loan was fully drawn on September 25, 2013. The amounts of US\$104 million, or Php4,640 million, and US\$118 million, or Php5,238 million, net of unamortized debt discount, remained outstanding as at December 31, 2014 and 2013, respectively. See *Note 28 – Financial Assets and Liabilities – Derivative Financial Instruments*.

On March 7, 2014, Smart signed a US\$100 million term loan facility agreement with the Bank of Tokyo-Mitsubishi UFJ, Ltd. to finance the equipment and service contracts for the modernization and expansion project. The loan is payable over five years in nine equal semi-annual installments commencing twelve months after drawdown date, with final installment on March 7, 2019. The loan was partially drawn in the amounts of US\$35 million, US\$30 million and US\$25 million on March 24, 2014, August 1, 2014 and November 24, 2014, respectively. The amount of US\$88 million, or Php3,958 million, net of unamortized debt discount, remained outstanding as at December 31, 2014. The amount of US\$10 million was fully drawn on March 2, 2015. See *Note 28 – Financial Assets and Liabilities – Derivative Financial Instruments*.

On May 14, 2014, Smart signed a US\$50 million term loan facility agreement with Mizuho Bank Ltd., Singapore Branch to finance the capital expenditures for its network upgrade and expansion program. The loan is payable over five years in nine equal semi-annual installments commencing eleven months after drawdown date, with final installment on May 14, 2019. The loan was fully drawn on July 1, 2014. The amount of US\$49 million, or Php2,207 million, net of unamortized debt discount, remained outstanding as at December 31, 2014. See *Note 28 – Financial Assets and Liabilities – Derivative Financial Instruments*.

On August 5, 2014, PLDT signed a US\$100 million term loan facility agreement with Philippine National Bank, or PNB, to finance capital expenditures and/or to refinance existing obligations which were utilized for network expansion and improvement programs. The loan is payable over six years with an annual amortization rate of 1% of the issue price on the first year up to the fifth year from the initial drawdown date and the balance payable upon maturity on August 11, 2020. Two separate drawdowns of US\$50 million each were drawn on August 11, 2014 and August 15, 2014. The amount of US\$100 million, or Php4,474 million, remained outstanding as at December 31, 2014. See *Note 28 – Financial Assets and Liabilities – Derivative Financial Instruments*.

On August 29, 2014, PLDT signed a US\$50 million term loan facility agreement with Metropolitan Bank and Trust Company, or Metrobank, to finance capital expenditures and/or to refinance existing obligations which were utilized for network expansion and improvement programs. The loan is payable over six years with a semi-annual amortization rate of 1% of the issue price on the first year up to the fifth year from the initial drawdown date and the balance payable upon maturity on September 2, 2020. The loan was drawn in full on September 2, 2014. The amount of US\$50 million, or Php2,237 million, remained outstanding as at December 31, 2014. See *Note 28 – Financial Assets and Liabilities – Derivative Financial Instruments*.

On February 26, 2015, PLDT signed a US\$200 million term loan facility with The Bank of Tokyo-Mitsubishi UFJ, Ltd., as the facility agent, to finance capital expenditure requirements for network expansion and improvement and/or to refinance existing indebtedness proceeds of which were utilized for service improvement and network expansion. The loan is comprised of two tranches: Tranche A amounting to US\$150 million which carries a floating interest rate and Tranche B amounting to US\$50 million which carries a floating interest rate on the first year and a fixed interest rate on the second year until maturity of the loan. Both Tranches are payable over seven years commencing on the date which falls 36 months after the date of the agreement, with semi-annual amortizations of 23.75% of the loan amount on the first and second repayment dates and seven semi-annual amortizations of 7.5% of the loan amount starting on the third repayment date. As at March 3, 2015, no drawdown has been made for this loan.

Philippine Peso Debts:

Corporate Notes

Php5,000 Million Fixed Rate Corporate Notes

On February 15, 2007, Smart issued Php5,000 million fixed rate corporate notes, comprised of Series A five-year notes amounting to Php3,800 million and Series B ten-year notes amounting to Php1,200 million. Proceeds from the issuance of these notes were used to finance the capital expenditures for network improvement and expansion program of Smart. The Series A note and Series B note were prepaid in full on February 16, 2012 and November 15, 2013, respectively.

Php2,500 Million Fixed Rate Corporate Notes

On July 13, 2010, PLDT issued Php2,500 million five-year fixed rate corporate notes under a Notes Facility Agreement dated July 12, 2010. Proceeds from the issuance of these notes were used to finance capital expenditures and/or to refinance existing loan obligations which were utilized for network expansion and improvement. The notes were prepaid in full on July 15, 2013.

Php2,500 Million Fixed Rate Corporate Notes

On July 13, 2010, Smart issued Php2,500 million five-year fixed rate corporate notes under a Notes Facility Agreement dated July 12, 2010. Proceeds from the issuance of these notes were used primarily to finance capital expenditures for network improvement and expansion program of Smart. The notes were prepaid in full on July 15, 2013.

Php2,000 Million Fixed Rate Corporate Notes

On March 9, 2011, Smart signed a Php2,000 million Notes Facility Agreement with BDO Private Bank, Inc. comprised of Tranche A amounting to Php1,000 million which was issued on March 16, 2011 and Tranche B amounting to Php1,000 million which was fully drawn and issued in multiple drawdowns of Php250 million each on various dates in 2011. Proceeds from the issuance of these notes were used to finance capital expenditures for network improvement and expansion program of Smart. The notes were payable in full, five years from their respective issue dates. The notes were partially prepaid in the amounts of Php1,000 million and Php250 million on December 16, 2013 and December 23, 2013, respectively. The amount of Php750 million remained outstanding as at December 31, 2013. The remaining balance was prepaid in full on January 2014.

Php5,000 Million Fixed Rate Corporate Notes

On March 24, 2011, PLDT issued Php5,000 million fixed rate corporate notes under a Notes Facility Agreement dated March 22, 2011, comprised of Series A five-year notes amounting to Php3,435 million, Series B seven-year notes amounting to Php700 million and Series C ten-year notes amounting to Php865 million. Proceeds from the issuance of these notes were used to finance capital expenditures for network expansion and improvement and/or to refinance existing loan obligations which were utilized for service improvements and expansion programs. The Series A notes are payable over five years with an annual amortization rate of 1% of the issue price on the first year up to the fourth year from issue date and the balance payable upon maturity on March 25, 2016. The Series B notes are payable over seven years with an annual amortization rate of 1% of the issue price on the first year up to the sixth year from issue date and the balance payable upon maturity on March 26, 2018. The Series C notes are payable over ten years with an annual amortization rate of 1% of the issue price on the first year up to the ninth year from issue date and the balance payable upon maturity on March 24, 2021. The notes were prepaid in full on March 25, 2013.

Php5,000 Million Fixed Rate Corporate Notes

On November 8, 2011, PLDT issued Php5,000 million fixed rate notes under a Notes Facility Agreement dated November 4, 2011, comprised of Series A five-year notes amounting to Php2,795 million, Series B seven-year notes amounting to Php230 million and Series C ten-year notes amounting to Php1,975 million. Proceeds from the issuance of these notes were used to finance capital expenditures for network expansion and improvement and/or to refinance existing loan obligations which were utilized for service improvements and expansion programs. The Series A notes are payable over five years with an annual amortization rate of 1% of the issue price on the first year up to the fourth year from issue date and the balance payable upon maturity on November 9, 2016. The Series B notes are payable over seven years with an annual amortization rate of 1% of the issue price on the first year up to the sixth year from issue date and the balance payable upon maturity on November 8, 2018. The Series C notes are payable over ten years with an annual amortization rate of 1% of the issue price on the first year up to the ninth year from issue date and the balance payable upon maturity on November 8, 2021. The notes were prepaid in full on November 8, 2013.

Php5,500 Million Fixed Rate Corporate Notes

On March 19, 2012, Smart issued Php5,500 million fixed rate corporate notes under a Notes Facility Agreement dated March 15, 2012, comprised of Series A five-year notes amounting to Php1,910 million and Series B ten-year notes amounting to Php3,590 million. Proceeds from the issuance of these notes were used primarily for debt refinancing and capital expenditures of Smart. The Series A note facility has an annual amortization equivalent to 1% of the principal amount starting March 19, 2013 with the balance of 96% payable on March 20, 2017. The Series B note facility has an annual amortization equivalent to 1% of the principal amount starting March 19, 2013 with the balance of 91% payable on March 19, 2022. The notes were partially prepaid in the amount of Php1,376 million on July 19, 2013. The aggregate amounts of Php4,002 million and Php4,038 million, net of unamortized debt discount, remained outstanding as at December 31, 2014 and 2013, respectively.

Php1,500 Million Fixed Rate Corporate Notes

On July 27, 2012, PLDT issued Php1,500 million fixed rate corporate notes under a Fixed Rate Corporate Notes Facility Agreement dated July 25, 2012. Proceeds from the issuance of these notes were used to finance capital expenditures for network expansion and improvement. The notes are payable over seven years with an annual amortization rate of 1% of the issue price on the first year up to the sixth year from issue date and the balance payable upon maturity on July 27, 2019. The notes were partially prepaid in the amount of Php1,188 million on July 29, 2013. The amounts of Php294 million and Php297 million remained outstanding as at December 31, 2014 and 2013, respectively.

Php8,800 Million Fixed Rate Corporate Notes

On September 21, 2012, PLDT issued Php8,800 million fixed rate corporate notes under a Fixed Rate Corporate Notes Facility Agreement dated September 19, 2012, comprised of Series A seven-year notes amounting to Php4,610 million and Series B ten-year notes amounting to Php4,190 million. Proceeds from the issuance of these notes were used to refinance existing loan obligations which were used for capital expenditures for network expansion and improvement. The Series A notes are payable over seven years with an annual amortization rate of 1% of the issue price on the first year up to the sixth year from issue date and the balance payable upon maturity on September 21, 2019. The Series B notes are payable over ten years with an annual amortization rate of 1% of the issue price on the first year up to the ninth year from issue date and the balance payable upon maturity on September 21, 2022. The notes were partially prepaid in the amount of Php2,055 million on June 21, 2013. The amounts of Php6,610 million and Php6,678 million remained outstanding as at December 31, 2014 and 2013, respectively.

Php6,200 Million Fixed Rate Corporate Notes

On November 22, 2012, PLDT issued Php6,200 million fixed rate corporate notes under a Fixed Rate Corporate Notes Facility Agreement dated November 20, 2012, comprised of Series A seven-year notes amounting to Php3,775 million and Series B ten-year notes amounting to Php2,425 million. Proceeds from the issuance of these notes were used to refinance existing loan obligations which were used for capital expenditures for network expansion and improvement. The Series A notes are payable over seven years with an annual amortization rate of 1% of the issued price on the first year up to the sixth year from issue date and the balance payable upon maturity on November 22, 2019. The Series B notes are payable over ten-years with an annual amortization rate of 1% of the issue price on the first year up to the ninth year from issue date and the balance payable upon maturity on November 22, 2022. The amounts of Php6,076 million and Php6,138 million remained outstanding as at December 31, 2014 and 2013, respectively.

Php1,376 Million Fixed Rate Corporate Notes

On June 19, 2013, Smart issued Php1,376 million fixed rate corporate notes under a Notes Facility Agreement dated June 14, 2013, comprised of Series A five-year notes amounting to Php742 million and Series B ten-year notes amounting to Php634 million. Proceeds from the issuance of these notes were used primarily for debt refinancing of Smart. The Series A note facility has an annual amortization equivalent to 1% of the principal amount starting June 19, 2014 with the balance of 97% payable on March 20, 2017. The Series B note facility has an annual amortization equivalent to 1% of the principal amount starting June 19, 2014 with the balance of 92% payable on March 21, 2022. The aggregate amounts of Php1,362 million and Php1,376 million remained outstanding as at December 31, 2014 and 2013, respectively.

Php2,055 Million Fixed Rate Corporate Notes

On June 21, 2013, PLDT issued Php2,055 million fixed rate corporate notes under a Fixed Rate Corporate Notes Facility Agreement dated June 14, 2013, comprised of Series A notes amounting to Php1,735 million and Series B notes amounting to Php320 million. Proceeds from the issuance of these notes were used to refinance existing loan obligations which were used for capital expenditures for network expansion and improvement. The Series A notes are payable over six years with an annual amortization rate of 1% of the issue price up to the fifth year and the balance payable upon maturity on September 21, 2019. The Series B notes are payable over nine years with an annual amortization rate of 1% of the issue price up to the eighth year and the balance payable upon maturity on September 21, 2022. The amounts of Php2,014 million and Php2,034 million remained outstanding as at December 31, 2014 and 2013, respectively.

Php1,188 Million Fixed Rate Corporate Notes

On July 29, 2013, PLDT issued Php1,188 million fixed rate corporate notes under a Fixed Rate Corporate Notes Facility Agreement dated July 19, 2013. Proceeds from the issuance of these notes were used to finance capital expenditures for network expansion and improvement. The notes are payable over six years with an annual amortization rate of 1% of the issue price on the first year up to the fifth year from the issue date and the balance upon maturity on July 27, 2019. The amounts of Php1,176 million and Php1,188 million remained outstanding as at December 31, 2014 and 2013, respectively.

Fixed Rate Retail Bonds

Php15,000 Million Fixed Rate Retail Bonds

On February 6, 2014, PLDT issued Php15,000 million Philippine SEC-registered fixed rate peso retail bonds under the Indenture dated January 22, 2014. Proceeds from the issuance of these bonds are intended to be used to finance capital expenditures and/or refinance existing obligations which were used for capital expenditures for network and expansion improvement. The amount comprises of Php12.4 billion and Php2.6 billion bonds due in 2021 and 2024, with a coupon rate of 5.2250% and 5.2813%, respectively. The amount of Php14,865 million, net of unamortized debt discount, remained outstanding as at December 31, 2014.

Term Loans

Unsecured Term Loans

Php2,500 Million Term Loan Facility

On October 21, 2008, Smart signed a Php2,500 million term loan facility agreement with Metrobank to finance capital expenditures for network improvement and expansion program. The loan was payable over five years in 16 equal consecutive quarterly installments commencing on the fifth quarter from the date of the first drawdown, with final installment on November 13, 2013. The loan was fully drawn on November 13, 2008. The loan was paid in full on November 13, 2013.

Php2,400 Million Term Loan Facility

On November 21, 2008, PLDT signed a Php2,400 million term loan facility agreement with Land Bank of the Philippines, or LBP, to finance capital expenditures and/or to refinance existing loan obligations which were utilized for service improvements and expansion programs. The loan was drawn on various dates in 2008 and 2009 in the total amount of Php2,400 million. The loan was payable over five years in ten equal semi-annual installments, with final installment on December 12, 2013. The loan was fully drawn on various dates in 2008 and 2009. The loan was paid in full on December 12, 2013.

Php3,000 Million Term Loan Facility

On November 26, 2008, PLDT signed a Php3,000 million term loan facility agreement with Union Bank of the Philippines, or Union Bank, to finance capital expenditures and/or to refinance its loan obligations which were utilized for service improvements and expansion programs. The loan was drawn on various dates in 2008 and 2009 in the total amount of Php3,000 million. The loan was payable over five years in nine equal semi-annual installments commencing on the second semester from the initial drawdown date, with final installment on December 23, 2013. The loan was fully drawn on various dates in 2008 and 2009. The loan was paid in full on December 23, 2013.

Php2,000 Million Term Loan Facility

On November 28, 2008, PLDT signed a Php2,000 million term loan facility agreement with PNB to be used for its capital expenditure requirements in connection with PLDT's service improvement and expansion programs. The loan was drawn on various dates in 2008 and 2009 in the total amount of Php2,000 million. The loan was payable over five years in 17 equal quarterly installments commencing on the fourth quarter from the initial drawdown date, with final installment on December 19, 2013. The loan was fully drawn on various dates in 2008 and 2009. The loan was paid in full on December 19, 2013.

Php1,500 Million Term Loan Facility

On June 16, 2009, PLDT signed a Php1,500 million term loan facility agreement with Allied Banking Corporation to finance capital expenditures and/or refinance existing loan obligations which were utilized for service improvements and expansion programs. The loan was payable over five years in 17 equal quarterly installments commencing on September 15, 2010, with final installment on September 15, 2014. The loan was fully drawn on September 15, 2009. The loan was prepaid in full on June 17, 2013.

Php1,000 Million Term Loan Facility

On July 16, 2009, Smart signed a Php1,000 million term loan facility agreement with Metrobank to finance capital expenditures for network improvement and expansion program. The loan was payable over five years in 16 equal consecutive quarterly installments commencing on the fifth quarter from the date of the first drawdown, with final installment on August 1, 2014. The loan was fully drawn on August 3, 2009. The amount of Php188 million remained outstanding as at December 31, 2013. The loan was paid in full on August 1, 2014.

Php2,000 Million Term Loan Facility

On September 18, 2009, PLDT signed a Php2,000 million term loan facility agreement with BPI to finance capital expenditures and/or refinance existing loan obligations which were utilized for service improvements and expansion programs. The loan was payable over five years in 17 equal quarterly installments, with final installment on October 27, 2014. The initial drawdown under this loan was made on October 26, 2009 in the amount of Php1,000 million and the balance of Php1,000 million was subsequently drawn on December 4, 2009. The amount of Php471 million remained outstanding as at December 31, 2013. The loan was paid in full on October 27, 2014.

Php1,000 Million Term Loan Facility

On November 23, 2009, PLDT signed a Php1,000 million term loan facility agreement with BPI to finance capital expenditures and/or refinance its loan obligations which were utilized for service improvements and expansion programs. The loan is payable over five years in 17 equal quarterly installments, with final installment on December 18, 2014. The amount of Php1,000 million was fully drawn on December 18, 2009. The amount of Php235 million remained outstanding as at December 31, 2013. The loan was paid in full on December 18, 2014.

Php1,500 Million Term Loan Facility

On March 15, 2011, Smart signed a Php1,500 million term loan facility agreement with Metrobank to finance capital expenditures for network improvement and expansion program. The loan is a five-year loan, payable in full upon maturity on March 22, 2016. The amount of Php1,500 million was fully drawn on March 22, 2011. The loan was prepaid in full on December 23, 2013.

Php2,000 Million Term Loan Facility

On March 24, 2011, Smart signed a Php2,000 million term loan facility agreement with PNB to finance capital expenditures for network improvement and expansion program. The loan is a five-year loan, payable in full upon maturity on March 29, 2016. The loan was fully drawn on March 29, 2011. The loan was partially prepaid on December 28, 2012 in the amount of Php200 million. The outstanding principal balance of the loan amounting to Php1,800 million was prepaid in full on December 23, 2013.

Php500 Million Term Loan Facility

On April 4, 2011, PLDT signed a Php500 million term loan facility agreement with the Manufacturers Life Insurance Co. (Phils.), Inc., or Manulife, to finance capital expenditures and/or refinance existing loan obligations which were utilized for service improvements and expansion programs. The loan is payable in full upon maturity on June 17, 2016. The loan was prepaid in full on June 17, 2013.

Php300 Million Term Loan Facility

On April 4, 2011, PLDT signed a Php300 million term loan facility agreement with the Manulife to finance capital expenditures and/or refinance existing loan obligations which were utilized for service improvements and expansion programs. The loan is payable in full upon maturity on April 29, 2016. The loan was fully drawn on April 28, 2011 and was prepaid in full on July 29, 2013.

Php1,000 Million Term Loan Facility

On April 12, 2011, Digital signed a Php1,000 million term loan facility agreement with Metrobank as the lender, to finance additional capital expenditure requirements. The loan is payable in full upon maturity on June 23, 2016. The loan was partially drawn on various dates in June 2011 in the aggregate amount of Php710 million and the remaining balance was subsequently drawn on June 21, 2012. The loan was prepaid in full on September 10, 2013.

Php2,000 Million Term Loan Facility

On April 14, 2011, Digital signed a Php2,000 million five-year term loan facility agreement with Banco de Oro Unibank, Inc., or BDO, as the lender, to finance the capital expenditures and/or refinance existing loan obligations. The loan is payable in full upon maturity on May 26, 2016. The loan was drawn on various dates in 2011 in the total amount of Php1,948 million. The undrawn amount of Php52 million was cancelled and the loan was prepaid in full on August 27, 2013.

Php2,000 Million Term Loan Facility

On March 20, 2012, PLDT signed a Php2,000 million term loan facility agreement with RCBC to finance capital expenditures and/or refinance existing loan obligations which were utilized for service improvements and expansion programs. The loan is payable over ten years with an annual amortization rate of 1% on the fifth year up to the ninth year from the initial drawdown date and the balance payable upon maturity on April 12, 2022. The amount of Php2,000 million was fully drawn on April 12, 2012 and remained outstanding as at December 31, 2014 and 2013.

Php3,000 Million Term Loan Facility

On April 27, 2012, PLDT signed a Php3,000 million term loan facility agreement with LBP to finance capital expenditures and/or refinance existing loan obligations which were utilized for service improvements and expansion programs. The loan is payable over five years with an annual amortization rate of 1% on the first year up to the fourth year from drawdown date and the balance payable upon maturity on July 18, 2017. The amount of Php3,000 million was fully drawn on July 18, 2012. The amounts of Php2,940 million and Php2,970 million remained outstanding as at December 31, 2014 and 2013, respectively.

Php2,000 Million Term Loan Facility

On May 29, 2012, PLDT signed a Php2,000 million term loan facility agreement with LBP to finance capital expenditures and/or refinance existing loan obligations which were utilized for service improvements and expansion programs. The loan is payable over five years with an annual amortization rate of 1% on the first year up to the fourth year from the initial drawdown date and the balance payable upon maturity on June 27, 2017. The amount of Php2,000 million was fully drawn on June 27, 2012. The amounts of Php1,960 million and Php1,980 million remained outstanding as at December 31, 2014 and 2013, respectively.

Php1,000 Million Term Loan Facility

On June 7, 2012, Smart signed a Php1,000 million term loan facility agreement with LBP to finance capital expenditures for its network upgrade and expansion program. The loan is payable over five years with an annual amortization rate of 1% of the principal amount commencing on the first year anniversary of the initial drawdown up to the fourth year and the balance payable upon maturity on August 22, 2017. The amount of Php1,000 million was fully drawn on August 22, 2012. The amounts of Php980 million and Php990 million remained outstanding as at December 31, 2014 and 2013, respectively.

Php1,500 Million Term Loan Facility

On June 27, 2012, DMPI signed a Php1,500 million term loan facility agreement with BPI, BPI Asset Management and Trust Group and ALFM Peso Bond Fund, Inc. to finance capital expenditures for network expansion and improvements. The loan is payable over seven years with an annual amortization rate of 1% of the principal amount with the balance payable on June 2019. The amount of Php700 million was partially drawn on June 29, 2012 and the remaining balance of Php800 million was subsequently drawn on September 24, 2012. The amounts of Php1,470 million and Php1,485 million remained outstanding as at December 31, 2014 and 2013, respectively.

Php200 Million Term Loan Facility

On August 31, 2012, PLDT signed a Php200 million term loan facility agreement with Manulife to refinance PLDT's existing loan obligations which were utilized for service improvements and expansion programs. The loan is payable in full upon maturity on October 9, 2019. The amount of Php200 million was fully drawn on October 9, 2012. The amount of Php200 million remained outstanding as at December 31, 2014 and 2013.

Php1,000 Million Term Loan Facility

On September 3, 2012, PLDT signed a Php1,000 million term loan facility agreement with Union Bank to finance capital expenditures and/or refinance PLDT's existing loan obligations which were utilized for service improvements and expansion programs. The facility is payable over seven years with an annual amortization rate of 1% on the first year up to the sixth year from the initial drawdown date and the balance payable upon maturity on January 13, 2020. The facility was fully drawn on January 11, 2013. The amounts of Php990 million and Php1,000 million remained outstanding as at December 31, 2014 and 2013, respectively.

Php1,000 Million Term Loan Facility

On October 11, 2012, PLDT signed a Php1,000 million term loan facility agreement with Philippine American Life and General Insurance, or Philam Life, to refinance existing loan obligations which were utilized for service improvements and expansion programs. The loan is payable in full upon maturity on December 5, 2022. The amount of Php1,000 million was fully drawn on December 3, 2012. The amount of Php1,000 million remained outstanding as at December 31, 2014 and 2013.

Php3,000 Million Term Loan Facility

On December 17, 2012, Smart signed a Php3,000 million term loan facility agreement with LBP to finance capital expenditures for its network upgrade and expansion program. The loan is payable over seven years with an annual amortization rate of 1% of the principal amount on the first year up to the sixth year commencing on the first year anniversary of the initial drawdown and the balance payable upon maturity on December 20, 2019. The amount of Php1,000 million was partially drawn on December 20, 2012 and the remaining balance of Php2,000 million was subsequently drawn on March 15, 2013. The amounts of Php2,940 million and Php2,970 million remained outstanding as at December 31, 2014 and 2013, respectively.

Php2,000 Million Term Loan Facility

On November 13, 2013, PLDT signed a Php2,000 million term loan facility agreement with BPI to finance capital expenditures and/or refinance existing loan obligations. The loan is payable over seven years with an annual amortization rate of 1% on the first year up to the sixth year from the initial drawdown date and the balance payable upon maturity on November 22, 2020. Two separate drawdowns of Php1,000 million each were drawn on November 22, 2013 and February 11, 2014. The amounts of Php1,980 million and Php1,000 million remained outstanding as at December 31, 2014 and 2013, respectively.

Php3,000 Million Term Loan Facility

On November 25, 2013, Smart signed a Php3,000 million term loan facility agreement with Metrobank to refinance existing loan obligations of Smart. The loan is payable over seven years with an annual amortization rate of 10% of the total amount drawn for the first six years and the final installment is payable on November 27, 2020. The amount of Php3,000 million was fully drawn on November 29, 2013. The amounts of Php2,688 million and Php2,985 million, net of unamortized debt discount, remained outstanding as at December 31, 2014 and 2013, respectively.

Php3,000 Million Term Loan Facility

On December 3, 2013, Smart signed a Php3,000 million term loan facility agreement with BPI to refinance existing loan obligations of Smart. The loan is payable over seven years with an annual amortization rate of 1% of the total amount drawn for the first six years and the final installment is payable on December 10, 2020. The amount of Php3,000 million was fully drawn on December 10, 2013. The amounts of Php2,957 million and Php2,985 million, net of unamortized debt discount, remained outstanding as at December 31, 2014 and 2013, respectively.

Php3,000 Million Term Loan Facility

On January 29, 2014, Smart signed a Php3,000 million term loan facility agreement with LBP to finance capital expenditures for its network upgrade and expansion program. The loan is payable over seven years with an annual amortization rate of 1% of the principal amount on the first year up to the sixth year commencing on the first year anniversary of the initial drawdown and the balance payable upon maturity on February 5, 2021. The amount of Php3,000 million was fully drawn on February 5, 2014. The amount of Php2,987 million, net of unamortized debt discount, remained outstanding as at December 31, 2014.

Php500 Million Term Loan Facility

On February 3, 2014, Smart signed a Php500 million term loan facility agreement with LBP to finance capital expenditures for its network upgrade and expansion program. The loan is payable over seven years with an annual amortization rate of 1% of the principal amount on the first year up to the sixth year commencing on the first year anniversary of the initial drawdown and the balance payable upon maturity on February 5, 2021. The amount of Php500 million was fully drawn on February 7, 2014 and remained outstanding as at December 31, 2014.

Php2,000 Million Term Loan Facility

On March 26, 2014, Smart signed a Php2,000 million term loan facility agreement with Union Bank to finance capital expenditures for its network upgrade and expansion program. The loan is payable over seven years with an annual amortization rate of 1% of the principal amount on the first year up to the sixth year commencing on the first year anniversary of the initial drawdown and the balance payable upon maturity on March 29, 2021. The amount of Php2,000 million was fully drawn on March 28, 2014 and remained outstanding as at December 31, 2014.

Php1,500 Million Term Loan Facility

On April 2, 2014, PLDT signed a Php1,500 million term loan facility agreement with Philam Life to finance capital expenditures and/or refinance existing loan obligations, the proceeds of which were utilized for service improvements and expansion programs. The loan is payable in full upon maturity on April 4, 2024. The amount of Php1,500 million loan was fully drawn on April 4, 2014 and remained outstanding as at December 31, 2014.

Php500 Million Term Loan Facility

On April 2, 2014, Smart signed a Php500 million term loan facility agreement with BDO to finance capital expenditures for its network upgrade and expansion program. The loan is payable over seven years with an annual amortization rate of 1% of the principal amount on the first year up to the sixth year commencing on the first year anniversary of the initial drawdown and the balance payable upon maturity on April 2, 2021. The amount of Php500 million loan was fully drawn on April 4, 2014 and remained outstanding as at December 31, 2014.

Php1,000 Million Term Loan Facility

On May 23, 2014, PLDT signed a Php1,000 million term loan facility agreement with Philam Life to finance capital expenditures and/or refinance existing loan obligations, the proceeds of which were utilized for service improvements and expansion programs. The loan is payable in full upon maturity on May 28, 2024. The amount of Php1,000 million loan was fully drawn on May 28, 2014 and remained outstanding as at December 31, 2014.

Php1,000 Million Term Loan Facility

On June 9, 2014, PLDT signed a Php1,000 million term loan facility agreement with LBP to finance its capital expenditure requirements. The loan is payable over ten years with an annual amortization rate of 1% on the first year up to the ninth year from the initial drawdown date and the balance payable upon maturity on June 13, 2024. The amount of Php1,000 million was fully drawn on June 13, 2014 and remained outstanding as at December 31, 2014.

Php1,500 Million Term Loan Facility

On July 28, 2014, PLDT signed a Php1,500 million term loan facility with Union Bank to finance its capital expenditures and/or refinance its existing loan obligations, the proceeds of which were utilized for its service improvements and expansion programs. The loan is payable over ten years with an annual amortization rate of 1% on the first year up to the ninth year from the initial drawdown date and the balance payable upon maturity on July 31, 2024. The amount of Php1,500 million was fully drawn on July 31, 2014 and remained outstanding as at December 31, 2014.

Php2,000 Million Term Loan Facility

On February 25, 2015, PLDT signed a Php2,000 million term loan facility with BPI to finance its capital expenditures and/or refinance its existing loan obligations, the proceeds of which were utilized for its service improvements and expansion programs. The loan is payable over ten years with an annual amortization rate of 1% on the first year up to the ninth year from the initial drawdown date and the balance payable upon maturity. As at March 3, 2015, no drawdown has been made for this loan.

Compliance with Debt Covenants

Our debt instruments contain restrictive covenants, including covenants that require us to comply with specified financial ratios and other financial tests, calculated in conformity with PFRS at relevant measurement dates, principally at the end of each quarterly period. We have complied with all of our maintenance financial ratios as required under our loan covenants and other debt instruments.

The principal factors that can negatively affect our ability to comply with these financial ratios and other financial tests are depreciation of the Philippine peso relative to the U.S. dollar, poor operating performance of PLDT and its consolidated subsidiaries, impairment or similar charges in respect of investments or other long-lived assets that may be recognized by PLDT and its consolidated subsidiaries, and increases in our interest expense. Interest expense may increase as a result of various factors including issuance of new debt, the refinancing of lower cost indebtedness by higher cost indebtedness, depreciation of the Philippine peso, the lowering of PLDT's credit ratings or the credit ratings of the Philippines, increase in reference interest rates, and general market conditions. Since approximately 47% and 57% of PLDT's total consolidated debts as at December 31, 2014 and 2013, respectively, were denominated in foreign currencies, principally in U.S. dollars, many of these financial ratios and other tests are negatively affected by any weakening of the Philippine peso. See *Note 28 – Financial Assets and Liabilities – Foreign Currency Exchange Risk*.

PLDT's debt instruments contain a number of other negative covenants that, subject to certain exceptions and qualifications, restrict PLDT's ability to take certain actions without lenders' approval, including: (a) making or permitting any material change in the character of its business; (b) selling, leasing, transferring or disposing of all or substantially all of its assets or any significant portion thereof other than in the ordinary course of business; (c) creating any lien or security interest; (d) permitting set-off against amounts owed to PLDT; and (e) merging or consolidating with any other company.

Furthermore, certain of DMPI's debt instruments contain provisions wherein DMPI may be declared in default in case of a change in control in DMPI.

PLDT's debt instruments and guarantees for DMPI loans also contain customary and other default provisions that permit the lender to accelerate amounts due or terminate their commitments to extend additional funds under the debt instruments. These default provisions include: (a) cross-defaults that will be triggered only if the principal amount of the defaulted indebtedness exceeds a threshold amount specified in these debt instruments; (b) failure by PLDT to meet certain financial ratio covenants referred to above; (c) the occurrence of any material adverse change in circumstances that a lender reasonably believes materially impairs PLDT's ability to perform its obligations under its debt instrument with the lender; (d) the revocation, termination or amendment of any of the permits or franchises of PLDT in any manner unacceptable to the lender; (e) the nationalization or sustained discontinuance of all or a substantial portion of PLDT's business; and (f) other typical events of default, including the commencement of bankruptcy, insolvency, liquidation or winding up proceedings by PLDT.

Smart's debt instruments contain certain restrictive covenants that require Smart to comply with specified financial ratios and other financial tests at semi-annual measurement dates. Smart's loan agreements include compliance with financial tests such as consolidated debt to consolidated equity, consolidated debt to consolidated EBITDA and debt service coverage ratios. Previously, Smart was required to comply with certain consolidated debt to consolidated equity ratio under Variable Loan Agreement 2014 debt with Marubeni Corporation as original lender and under the 2014 (A) Debt under Metrobank as Facility Agent. On August 16, 2012 and September 3, 2012, the approvals to amend the covenant from "the ratio of Consolidated Debt to Consolidated Equity" to "the ratio of Consolidated Debt to Consolidated EBITDA" were obtained. The agreements also contain customary and other default provisions that permit the lender to accelerate amounts due under the loans or terminate their commitments to extend additional funds under the loans. These default provisions include: (a) cross-defaults and cross-accelerations that permit a lender to declare a default if Smart is in default under another loan agreement. These cross-default provisions are triggered upon a payment or other default permitting the acceleration of Smart debt, whether or not the defaulted debt is accelerated; (b) failure by Smart to comply with certain financial ratio covenants; and (c) the occurrence of any material adverse change in circumstances that the lender reasonably believes materially impairs Smart's ability to perform its obligations or impair the guarantors' ability to perform their obligations under its loan agreements.

DMPI's liabilities are guaranteed up to a certain extent by Digitel and PLDT. In addition, the loan agreements contain covenants which, among others, restrict the incurrence of loans or debts not in the ordinary course of business, merger or disposition of any substantial portion of Digitel and DMPI's assets, distribution of capital or profits, redemption of any of its issued shares, and reduction of Digitel and DMPI's registered and paid-up capital.

The loan agreements with suppliers, banks (foreign and local alike) and other financial institutions provide for certain restrictions and requirements with respect to, among others, maintenance of percentage of ownership of specific shareholders, incurrence of additional long-term indebtedness or guarantees and creation of property encumbrances.

As at December 31, 2014 and 2013, we were in compliance with all of our debt covenants. See *Note 28 – Financial Assets and Liabilities – Derivative Financial Instruments*.

Obligations Under Finance Leases

The consolidated future minimum payments for finance leases as at December 31, 2014 are as follows:

Year	(in million pesos)
2015	5
2016	1
2017 and onwards	–
Total minimum finance lease payments (Note 28)	6
Less amount representing unamortized interest	–
Present value of net minimum finance lease payments (Notes 2, 3 and 28)	6
Less obligations under finance leases maturing within one year (Notes 9 and 28)	5
Long-term portion of obligations under finance leases (Notes 9 and 28)	1

Long-term Finance Lease Obligations

The PLDT Group has various long-term lease contracts for a period of three years covering various office equipment and vehicles. In particular, PLDT, IPCDSI and PLDT Global have finance lease obligations in the aggregate amounts of Php6 million and Php12 million as at December 31, 2014 and 2013, respectively. See *Note 9 – Property, Plant and Equipment*.

Under the terms of certain loan agreements and other debt instruments, PLDT may not create, incur, assume, permit or suffer to exist any mortgage, pledge, lien or other encumbrance or security interest over the whole or any part of its assets or revenues or suffer to exist any obligation as lessee for the rental or hire of real or personal property in connection with any sale and leaseback transaction.

22. Deferred Credits and Other Noncurrent Liabilities

As at December 31, 2014 and 2013, this account consists of:

	2014	2013
	(in million pesos)	
Accrual of capital expenditures under long-term financing	19,431	19,515
Provision for asset retirement obligations (Notes 3 and 9)	2,068	2,144
Unearned revenues	202	173
Others	223	213
	21,924	22,045

Accrual of capital expenditures under long-term financing represent expenditures related to the expansion and upgrade of our network facilities which are not due to be settled within one year. Such accruals are settled through refinancing from long-term loans obtained from the banks.

The following table summarizes all changes to asset retirement obligations for the years ended December 31, 2014 and 2013:

	2014	2013
	(in million pesos)	
Provision for asset retirement obligations at beginning of the year	2,144	2,543
Additional liability recognized during the year	68	32
Accretion expenses	37	44
Settlement of obligations and others	(181)	(475)
Provision for asset retirement obligations at end of the year (Note 3)	2,068	2,144

23. Accounts Payable

As at December 31, 2014 and 2013, this account consists of:

	2014	2013
	(in million pesos)	
Suppliers and contractors (Note 28)	35,857	29,799
Carriers and other customers (Note 28)	2,799	2,264
Taxes (Note 27)	1,503	1,734
Related parties (Notes 25 and 28)	593	863
Others	171	222
	40,923	34,882

Accounts payable are non-interest-bearing and are normally settled within 180 days.

For terms and conditions pertaining to related parties, see *Note 25 – Related Party Transactions*.

For explanation on the PLDT Group's liquidity risk management processes, see *Note 28 – Financial Assets and Liabilities – Liquidity Risk*.

24. Accrued Expenses and Other Current Liabilities

As at December 31, 2014 and 2013, this account consists of:

	2014	2013
	(in million pesos)	
Accrued utilities and related expenses (Notes 25 and 28)	42,531	37,937
Accrued taxes and related expenses (Note 27)	8,618	8,878
Accrued employee benefits (Notes 2, 3, 25, 26 and 28)	8,251	5,364
Liability from redemption of preferred shares (Notes 20 and 28)	7,922	7,952
Unearned revenues (Note 22)	7,628	7,333
Accrued interests and other related costs (Notes 21 and 28)	1,076	878
Others	6,652	5,914
	82,678	74,256

Accrued utilities and related expenses pertain to costs incurred for electricity and water consumption, repairs and maintenance, selling and promotions, professional and other contracted services, rent, insurance and security services.

Accrued taxes and related expenses pertain to licenses, permits and other related business taxes, which are normally settled within a year.

Unearned revenues represent advance payments for leased lines, installation fees, monthly service fees and unused and/or unexpired portion of prepaid loads.

Accrued expenses and other current liabilities are non-interest-bearing and are normally settled within a year. This pertains to costs incurred for operational-related expenses pending receipt of invoice and statement of accounts from suppliers.

25. Related Party Transactions

Parties are considered to be related if one party has the ability, directly and indirectly, to control the other party or exercise significant influence over the other party in making financial and operating decisions. Parties are also considered to be related if they are subject to common control. Related parties may be individuals or corporate entities. Transactions with related parties are on an arm's length basis similar to transactions with third parties.

Settlement of outstanding balances of related party transactions at year-end occurs in cash. The PLDT Group has not recorded any impairment of receivables relating to amounts owed by related parties as at December 31, 2014 and 2013. This assessment is undertaken each financial year through examining the financial position of the related party and the market in which the related party operates.

The following table provides the summary of outstanding balances as at December 31, 2014 and 2013 transactions that have been entered into with related parties:

	Classifications	Terms	Conditions	2014	2013
				(in million pesos)	
<i>Indirect investment in joint ventures through PCEV:</i>					
Meralco	Accrued expenses and other current liabilities (Note 24)	Electricity charges – immediately upon receipt of invoice	Unsecured	367	317
		Pole rental – 45 days upon receipt of invoice	Unsecured	45	10
<i>Indirect investment in associate through ACeS Philippines:</i>					
AIL	Accounts payable and accrued expenses and other current liabilities (Notes 23 and 24)	30 days upon receipt of invoice	Unsecured	50	44
<i>Transactions with major stockholders, directors and officers:</i>					
Asia Link B.V., or ALBV	Accounts payable (Note 23)	15 days from end of quarter	Unsecured	297	336
NTT World Engineering Marine Corporation	Accrued expenses and other current liabilities (Note 24)	1 st month of each quarter; non-interest-bearing	Unsecured	29	32
NTT Communications	Accrued expenses and other current liabilities (Note 24)	30 days upon receipt of invoice; non-interest-bearing	Unsecured	19	13
NTT Worldwide Telecommunications Corporation	Accrued expenses and other current liabilities (Note 24)	30 days upon receipt of invoice; non-interest-bearing	Unsecured	10	1
JGSHI and Subsidiaries	Accounts payable and accrued expenses and other current liabilities (Notes 23 and 24)	Immediately upon receipt of invoice	Unsecured	3	10

	Classifications	Terms	Conditions	2014	2013
				(in million pesos)	
NTT DOCOMO	Accrued expenses and other current liabilities (Note 24)	30 days upon receipt of invoice;	Unsecured	9	23
Malayan Insurance Co., Inc., or Malayan	Accrued expenses and other current liabilities (Note 24)	Immediately upon receipt of invoice	Unsecured	5	9
<i>Others:</i>					
Various	Trade and other receivables (Note 17)	30 days upon receipt of invoice	Unsecured; no impairment	2,527	1,301

The following table provides the summary of transactions that have been entered into with related parties for the years ended December 31, 2014, 2013 and 2012 in relation with the table above.

	Classifications	2014	2013	2012
			(in million pesos)	
<i>Indirect investment in joint ventures through PCEV:</i>				
Meralco	Repairs and maintenance	2,929	3,049	3,096
	Rent	298	250	250
Meralco Industrial Engineering Services Corporation, or MIESCOR	Construction-in-progress	83	48	35
	Repairs and maintenance	81	68	51
Republic Surety and Insurance Co., Inc., or RSIC	Insurance and security services	3	3	3
<i>Indirect investment in associate through ACeS Philippines:</i>				
AIL	Cost of sales (Note 5)	25	50	80
<i>Transactions with major stockholders, directors and officers:</i>				
JGSHI and Subsidiaries	Rent	93	95	82
	Repairs and maintenance	46	14	67
	Communication, training and travel	5	13	14
	Professional and other contracted services	–	1	1
	Selling and promotions	–	3	6
ALBV	Professional and other contracted services	222	289	332
Malayan	Insurance and security services	206	231	234
NTT DOCOMO	Professional and other contracted services	67	73	56
NTT World Engineering Marine Corporation	Repairs and maintenance	26	14	32
NTT Worldwide Telecommunications Corporation	Selling and promotions	15	15	13
NTT Communications	Professional and other contracted services	75	73	69
	Rent	12	10	10
<i>Others:</i>				
Various	Revenues	761	717	418

a. *Agreements between PLDT and certain subsidiaries with Meralco*

In the ordinary course of business, Meralco provides electricity to PLDT and certain subsidiaries' offices within its franchise area. Total electricity costs, which were presented as part of repairs and maintenance in our consolidated income statements, amounted to Php2,929 million, Php3,049 million and Php3,096 million for the years ended December 31, 2014, 2013 and 2012, respectively. Under these agreements, the outstanding obligations, which were presented as part of accrued expenses and other current liabilities in our consolidated statements of financial position, amounted to Php367 million and Php317 million as at December 31, 2014 and 2013, respectively.

In 2009, PLDT and Smart renewed their respective Pole Attachment Contracts with Meralco, wherein Meralco leases its pole spaces to accommodate PLDT's and Smart's cable network facilities. Total fees under these contracts, which were presented as part of rent in our consolidated income statements, amounted to Php298 million for the year ended December 31, 2014 and Php250 million each for the years ended December 31, 2013 and 2012. Under these agreements, the outstanding obligations, which were presented as part of accrued expenses and other current liabilities in our consolidated statements of financial position, amounted to Php45 million and Php10 million as at December 31, 2014 and 2013, respectively.

See also *Note 10 – Investments in Associates, Joint Ventures and Deposits – Investment in Beacon – Beacon's Acquisition of Additional Meralco Shares* for additional transactions involving Meralco.

b. *Agreements between PLDT and MIESCOR*

PLDT has an existing Outside and Inside Plant Contracted Services Agreement with MIESCOR, a subsidiary of Meralco, covering the periods from November 25, 2011 until December 31, 2014, however, both parties mutually agreed to an extension until March 31, 2015. Under the agreement, MIESCOR assumes full and overall responsibility for the implementation and completion of any assigned project such as cable works, civil and electrical engineering works and subscriber line installation and maintenance that are required for the provisioning and restoration of lines and recovery of existing plant.

Total fees under this agreement, which were presented as part of repairs and maintenance in our consolidated income statements, amounted to Php24 million, Php33 million and Php19 million for the years ended December 31, 2014, 2013 and 2012, respectively. Total amounts capitalized to property, plant and equipment amounted to Php7 million, Php2 million and Php6 million for the years ended December 31, 2014 and 2013, respectively. There were no outstanding obligations as at December 31, 2014 and 2013.

PLDT also has an existing agreement with MIESCOR for the provision of work for outside plant rehabilitation and related activities. Under the agreement, MIESCOR is responsible for the preventive and corrective maintenance of cables and cabinets in the areas awarded to them. The original contract covers the period from January 1, 2011 up to December 31, 2012, however, both parties mutually agreed to an extension until March 31, 2015.

Total fees under this agreement, which were presented as part of repairs and maintenance in our consolidated income statements, amounted to Php57 million, Php35 million and Php32 million for the years ended December 31, 2014, 2013 and 2012, respectively. Total amounts capitalized to property, plant and equipment amounted to Php76 million, Php46 million and Php29 million for the years ended December 31, 2014, 2013 and 2012, respectively. There were no outstanding obligations under this agreement as at December 31, 2014 and 2013.

c. *Transactions with RSIC*

PLDT has insurance policies with RSIC, a wholly-owned subsidiary of Meralco, covering material damages for buildings, building improvements and equipment. Total fees under these contracts, which were presented as part of insurance and security services in our consolidated income statements, amounted to Php3 million each for the years ended December 31, 2014, 2013 and 2012. There were no outstanding obligations for these contracts as at December 31, 2014 and 2013.

d. *Air Time Purchase Agreement between PLDT, AIL and Related Agreements*

Under the Founder NSP Air Time Purchase Agreement, or ATPA, entered into with AIL in March 1997, which was amended in December 1998, or Original ATPA, PLDT was granted the exclusive right to sell AIL services, through ACeS Philippines, as national service provider, or NSP, in the Philippines. In exchange, the Original ATPA required PLDT to purchase from AIL a minimum of US\$5 million worth of air time, or Minimum Air Time Purchase Obligation, annually over ten years commencing on January 1, 2002, or Minimum Purchase Period, the expected date of commercial operations of the Garuda I Satellite. In the event that AIL's aggregate billed revenue was less than US\$45 million in any given year, the Original ATPA also required PLDT to make supplemental air time purchase payments not to exceed US\$15 million per year during the Minimum Purchase Period, or Supplemental Air Time Purchase Obligation.

On February 1, 2007, the parties to the Original ATPA entered into an amendment to the Original ATPA on substantially the terms attached to the term sheet negotiated with the relevant banks, or Amended ATPA. Under the Amended ATPA, the Minimum Air Time Purchase Obligation was amended and replaced in its entirety with an obligation of PLDT to purchase from AIL a minimum of US\$500 thousand worth of air time annually over a period ending upon the earlier of: (i) the expiration of the Minimum Purchase Period; and (ii) the date on which all indebtedness incurred by AIL to finance the AIL System is repaid. Furthermore, the Amended ATPA unconditionally released PLDT from any obligations arising out of or in connection with the Original ATPA prior to the date of the Amended ATPA, except for obligations to pay for billable units used prior to such date.

Total fees under the Amended ATPA, which were presented as part of cost of sales in our consolidated income statements, amounted to Php25 million, Php50 million and Php80 million for the years ended December 31, 2014, 2013 and 2012, respectively. Under the Amended ATPA, the outstanding obligations of PLDT, which were presented as part of accounts payable and accrued expenses and other current liabilities in our consolidated statements of financial position, amounted to Php50 million and Php44 million as at December 31, 2014 and 2013, respectively. See *Note 5 – Income and Expenses – Cost of Sales*.

e. *Transactions with Major Stockholders, Directors and Officers*

Material transactions to which PLDT or any of its subsidiaries is a party, in which a director, key officer or owner of more than 10% of the outstanding common stock of PLDT, or any member of the immediate family of a director, key officer or owner of more than 10% of the outstanding common stock of PLDT had a direct or indirect material interest as at December 31, 2014 and 2013 and for the years ended December 31, 2014, 2013 and 2012 are as follows:

1. *Agreement between Smart and ALBV*

Smart has an existing Technical Assistance Agreement with ALBV, a subsidiary of the First Pacific Group and its Philippine affiliates. ALBV provides technical support services and assistance in the operations and maintenance of Smart's cellular business. The agreement, which expired on February 23, 2012 was renewed until February 23, 2016 and is subject to further renewal upon mutual agreement of the parties, provides for payment of technical service fees equivalent to a rate of 0.5% of the consolidated net revenues of Smart. Effective February 1, 2014, the parties agreed to reduce the technical service fee rate from 0.5% to 0.4% of the consolidated net revenues of Smart. Total service fees charged to operations under this agreement, which were presented as part of professional and other contracted services in our consolidated income statements, amounted to Php222 million, Php289 million and Php332 million for the years ended December 31, 2014, 2013 and 2012, respectively. Under this agreement, the outstanding obligations, which were presented as part of accounts payable in our consolidated statements of financial position, amounted to Php297 million and Php336 million as at December 31, 2014 and 2013, respectively.

2. *Various Agreements with NTT Communications and/or its Affiliates*

PLDT is a party to the following agreements with NTT Communications and/or its affiliates:

- *Service Agreement.* On February 1, 2008, PLDT entered into an agreement with NTT World Engineering Marine Corporation wherein the latter provides offshore submarine cable repair and other allied services for the maintenance of PLDT's domestic fiber optic network submerged plant. The fees under this agreement, which were presented as part of repairs and maintenance in our consolidated income statements, amounted to Php26 million, Php14 million and Php32 million for the years ended December 31, 2014, 2013 and 2012, respectively. Under this agreement, the outstanding obligations of PLDT, which were presented as part of accrued expenses and other current liabilities in our consolidated statements of financial position, amounted to Php29 million and Php32 million as at December 31, 2014 and 2013, respectively;
- *Advisory Services Agreement.* On March 24, 2000, PLDT entered into an agreement with NTT Communications, as amended on March 31, 2003, March 31, 2005 and June 16, 2006, under which NTT Communications provides PLDT with technical, marketing and other consulting services for various business areas of PLDT starting April 1, 2000. The fees under this agreement, which were presented as part of professional and other contracted services in our consolidated income statements, amounted to Php75 million, Php73 million and Php69 million for the years ended December 31, 2014, 2013 and 2012, respectively. Under this agreement, the outstanding obligations of PLDT, which were presented as part of accrued expenses and other current liabilities in our consolidated statements of financial position, amounted to Php12 million as at December 31, 2014 and 2013;

- *Conventional International Telecommunications Services Agreement.* On March 24, 2000, PLDT entered into an agreement with NTT Communications under which PLDT and NTT Communications agreed to cooperative arrangements for conventional international telecommunications services to enhance their respective international businesses. The fees under this agreement, which were presented as part of rent in our consolidated income statements, amounted to Php12 million for the year ended December 31, 2014 and Php10 million each for the years ended December 31, 2013 and 2012. Under this agreement, the outstanding obligations of PLDT, which were presented as part of accrued expenses and other current liabilities in our consolidated statements of financial position, amounted to Php7 million and Php1 million as at December 31, 2014 and 2013, respectively; and
- *Arcstar Licensing Agreement and Arcstar Service Provider Agreement.* On March 24, 2000, PLDT entered into an agreement with NTT Worldwide Telecommunications Corporation under which PLDT markets, and manages data and other services under NTT Communications' "Arcstar" brand to its corporate customers in the Philippines. PLDT also entered into a Trade Name and Trademark Agreement with NTT Communications under which PLDT has been given the right to use the trade name "Arcstar" and its related trademark, logo and symbols, solely for the purpose of PLDT's marketing, promotional and sales activities for the Arcstar services within the Philippines. The fees under this agreement, which were presented as part of selling and promotions in our consolidated income statements, amounted to Php15 million each for the years ended December 31, 2014 and 2013, and Php13 million for the year ended December 31, 2012. Under this agreement, the outstanding obligations of PLDT, which were presented as part of accrued expenses and other current liabilities in our consolidated statements of financial position, amounted to Php10 million and Php1 million as at December 31, 2014 and 2013, respectively.

3. *Transactions with JGSHI and Subsidiaries*

PLDT and certain of its subsidiaries have existing agreements with Universal Robina Corporation and Robinsons Land Corporation for office and business office rental. Total fees under these contracts, which were presented as part of rent in our consolidated income statements, amounted to Php93 million, Php95 million and Php82 million for the years ended December 31, 2014, 2013 and 2012, respectively. Under these agreements, the outstanding obligations, which were presented as part of accounts payable and accrued expenses and other current liabilities in our consolidated statements of financial position, amounted to Php2 million and Php8 million as at December 31, 2014 and 2013, respectively.

There were also other transactions such as airfare, electricity, marketing expenses and bank fees, which were presented as part of communication, training and travel, selling and promotions, repairs and maintenance and professional and other contracted services, in our consolidated income statements, amounted to Php51 million, Php31 million and Php88 million for the years ended December 31, 2014, 2013 and 2012, respectively. Under these agreements, the outstanding obligations for these transactions, which were presented as part of accounts payable and accrued expenses and other current liabilities in our consolidated statements of financial position, amounted to Php1 million and Php2 million as at December 31, 2014 and 2013, respectively.

4. *Advisory Services Agreement between NTT DOCOMO and PLDT*

An Advisory Services Agreement was entered into by NTT DOCOMO and PLDT on June 5, 2006, in accordance with the Cooperation Agreement dated January 31, 2006. Pursuant to the Advisory Services Agreement, NTT DOCOMO will provide the services of certain key personnel in connection with certain aspects of the business of PLDT and Smart. Also, this agreement governs the terms and conditions of the appointments of such key personnel and the corresponding fees related thereto. Total fees under this agreement, which were presented as part of professional and other contracted services in our consolidated income statements, amounted to Php67 million, Php73 million and Php56 million for the years ended December 31, 2014, 2013 and 2012, respectively. Under this agreement, the outstanding obligations of PLDT, which were presented as part of accrued expenses and other current liabilities in our consolidated statements of financial position, amounted to Php9 million and Php23 million as at December 31, 2014 and 2013, respectively.

5. *Transactions with Malayan*

PLDT and certain of its subsidiaries have insurance policies with Malayan covering directors, officers, employees liability and material damages for buildings, building improvements, equipment and motor vehicles. The premiums are directly paid to Malayan. Total fees under these contracts, which were presented as part of insurance and security services in our consolidated income statements, amounted to Php206 million, Php231 million and Php234 million for the years ended December 31, 2014, 2013 and 2012, respectively. Under this agreement, the outstanding obligations, which were presented as part of accrued expenses and other current liabilities in our consolidated statements of financial position, amounted to Php5 million and Php9 million as at December 31, 2014 and 2013, respectively. One director of PLDT has direct/indirect interests in or serves as a director/officer of Malayan as at December 31, 2014 and 2013.

6. *Cooperation Agreement with First Pacific and certain affiliates, or the FP Parties, NTT Communications and NTT DOCOMO*

In connection with the transfer by NTT Communications of approximately 12.6 million shares of PLDT's common stock to NTT DOCOMO pursuant to a Stock Sale and Purchase Agreement dated January 31, 2006 between NTT Communications and NTT DOCOMO, the FP Parties, NTT Communications and NTT DOCOMO entered into a Cooperation Agreement, dated January 31, 2006. Under the Cooperation Agreement, the relevant parties extended certain rights of NTT Communications under the Stock Purchase and Strategic Investment Agreement dated September 28, 1999, as amended, and the Shareholders Agreement dated March 24, 2000, to NTT DOCOMO, including:

- certain contractual veto rights over a number of major decisions or transactions; and
- rights relating to the representation on the Board of Directors of PLDT and Smart, respectively, and any committees thereof.

Moreover, key provisions of the Cooperation Agreement pertain to, among other things:

- *Restriction on Ownership of Shares of PLDT by NTT Communications and NTT DOCOMO.* Each of NTT Communications and NTT DOCOMO has agreed not to beneficially own, directly or indirectly, in the aggregate with their respective subsidiaries and affiliates, more than 21% of the issued and outstanding shares of PLDT's common stock. If such event does occur, the FP Parties, as long as they own in the aggregate not less than 21% of the issued and outstanding shares of PLDT's common stock, have the right to terminate their respective rights and obligations under the Cooperation Agreement, the Shareholders Agreement and the Stock Purchase and Strategic Investment Agreement.

- *Limitation on Competition.* NTT Communications, NTT DOCOMO and their respective subsidiaries are prohibited from investing in excess of certain thresholds in businesses competing with PLDT in respect of customers principally located in the Philippines and from using their assets in the Philippines in such businesses. Moreover, if PLDT, Smart or any of Smart's subsidiaries intend to enter into any contractual arrangement relating to certain competing businesses, PLDT is required to provide, or to use reasonable efforts to procure that Smart or any of Smart's subsidiaries provide, NTT Communications and NTT DOCOMO with the same opportunity to enter into such agreement with PLDT or Smart or any of Smart's subsidiaries, as the case may be.
- *Business Cooperation.* PLDT and NTT DOCOMO agreed in principle to collaborate with each other on the business development, roll-out and use of a W-CDMA mobile communication network. In addition, PLDT agreed, to the extent of the power conferred by its direct or indirect shareholding in Smart, to procure that Smart will: (i) become a member of a strategic alliance group for international roaming and corporate sales and services; and (ii) enter into a business relationship concerning preferred roaming and inter-operator tariff discounts with NTT DOCOMO.
- *Additional Rights of NTT DOCOMO.* Pursuant to amendments effected by the Cooperation Agreement to the Stock Purchase and Strategic Investment Agreement and the Shareholders Agreement, upon NTT Communications and NTT DOCOMO and their respective subsidiaries owning in the aggregate 20% or more of PLDT's shares of common stock and for as long as they continue to own in the aggregate at least 17.5% of PLDT's shares of common stock then outstanding, NTT DOCOMO has additional rights under the Stock Purchase and Strategic Investment Agreement and Shareholders Agreement, including that:
 1. NTT DOCOMO is entitled to nominate one additional NTT DOCOMO nominee to the Board of Directors of each PLDT and Smart;
 2. PLDT must consult NTT DOCOMO no later than 30 days prior to the first submission to the board of PLDT or certain of its committees of any proposal of investment in an entity that would primarily engage in a business that would be in direct competition or substantially the same business opportunities, customer base, products or services with business carried on by NTT DOCOMO, or which NTT DOCOMO has announced publicly an intention to carry on;
 3. PLDT must procure that Smart does not cease to carry on its business, dispose of all of its assets, issue common shares, merge or consolidate, or effect winding up or liquidation without PLDT first consulting with NTT DOCOMO no later than 30 days prior to the first submission to the board of PLDT or Smart, or certain of its committees; and
 4. PLDT must first consult with NTT DOCOMO no later than 30 days prior to the first submission to the board of PLDT or certain of its committees for the approval of any transfer by any member of the PLDT Group of Smart common capital stock to any person who is not a member of the PLDT Group.

NTT Communications and NTT DOCOMO together beneficially owned approximately 20% of PLDT's outstanding common stock as at December 31, 2014 and 2013.

- *Change in Control.* Each of NTT Communications, NTT DOCOMO and the FP Parties agreed that to the extent permissible under applicable laws and regulations of the Philippines and other jurisdictions, subject to certain conditions, to cast its vote as a shareholder in support of any resolution proposed by the Board of Directors of PLDT for the purpose of safeguarding PLDT from any Hostile Transferee. A “*Hostile Transferee*” is defined under the Cooperation Agreement to mean any person (other than NTT Communications, NTT DOCOMO, First Pacific or any of their respective affiliates) determined to be so by the PLDT Board of Directors and includes, without limitation, a person who announces an intention to acquire, seeking to acquire or acquires 30% or more of PLDT common shares then issued and outstanding from time to time or having (by itself or together with itself) acquired 30% or more of the PLDT common shares who announces an intention to acquire, seeking to acquire or acquires a further 2% of such PLDT common shares: (a) at a price per share which is less than the fair market value as determined by the Board of Directors of PLDT, as advised by a professional financial advisor; (b) which is subject to conditions which are subjective or which could not be reasonably satisfied; (c) without making an offer for all PLDT common shares not held by it and/or its affiliates and/or persons who, pursuant to an agreement or understanding (whether formal or informal), actively cooperate to obtain or consolidate control over PLDT; (d) whose offer for the PLDT common shares is unlikely to succeed; or (e) whose intention is otherwise not *bona fide*; provided that, no person will be deemed a Hostile Transferee unless prior to making such determination, the Board of Directors of PLDT has used reasonable efforts to discuss with NTT Communications and NTT DOCOMO in good faith whether such person should be considered a Hostile Transferee.
- *Termination.* If NTT Communications, NTT DOCOMO or their respective subsidiaries cease to own, in the aggregate, full legal and beneficial title to at least 10% of the shares of PLDT’s common stock then issued and outstanding, their respective rights and obligations under the Cooperation Agreement and the Shareholders Agreement will terminate and the Strategic Arrangements (as defined in the Stock Purchase and Strategic Investment Agreement) will terminate. If the FP Parties and their respective subsidiaries cease to have, directly or indirectly, effective voting power in respect of shares of PLDT’s common stock representing at least 18.5% of the shares of PLDT’s common stock then issued and outstanding, their respective rights and obligations under the Cooperation Agreement, the Stock Purchase and Strategic Investment Agreement, and the Shareholders Agreement will terminate.

f. *Others*

1. Telecommunications services provided by PLDT and certain of its subsidiaries to various related parties

PLDT and certain of its subsidiaries provide telephone, data communication and other services to various related parties at arm’s length similar to transactions with other customers. The revenues under these services amounted to Php761 million, Php717 million and Php418 million for the years ended December 31, 2014, 2013 and 2012, respectively. The outstanding receivables of PLDT and certain of its subsidiaries, which were presented as part of trade and other receivables in our consolidated statements of financial position, from these services amounted to Php2,527 million and Php1,301 million as at December 31, 2014 and 2013, respectively.

See *Note 10 – Investments in Associates, Joint Ventures and Deposits – Investment in MediaQuest* and *Note 19 – Prepayments – Agreement between PLDT and Smart with TV5* for other related party transactions.

Compensation of Key Officers of the PLDT Group

The compensation of key officers of the PLDT Group by benefit type for the years ended December 31, 2014, 2013 and 2012 are as follows:

	2014	2013	2012
		(in million pesos)	
Short-term employee benefits	768	791	995
Post-employment benefits (Note 26)	39	31	20
Other long-term employee benefits (Note 26)	458	305	272
Total compensation paid to key officers of the PLDT Group	1,265	1,127	1,287

In 2013, each of the directors, including the members of the advisory board of PLDT, was entitled to a director's fee in the amount of Php200 thousand for each board meeting attended. Each of the members or advisors of the audit, executive compensation, governance and nomination, and technology strategy committees was entitled to a fee in the amount of Php75 thousand for each committee meeting attended.

Effective January 2014, the director's fee was increased to Php250 thousand for board meeting attendance and to Php125 thousand for board committee meeting attendance. The director's fee was last adjusted in January 2009.

Total fees paid for board meetings and board committee meetings amounted to Php45 million, Php32 million and Php35 million for the years ended December 31, 2014, 2013 and 2012, respectively.

Except for the fees mentioned above, the directors are not compensated, directly or indirectly, for their services as such.

There are no agreements between PLDT Group and any of its key management personnel providing for benefits upon termination of employment, except for such benefits to which they may be entitled under PLDT Group's retirement and incentive plans.

The amounts disclosed in the table are the amounts recognized as expenses during the reporting period related to key management personnel.

26. Employee Benefits

Pension

Defined Benefit Pension Plans

PLDT has defined benefit pension plans, operating under the legal name "The Board of Trustees for the account of the Beneficial Trust Fund created pursuant to the Benefit Plan of PLDT Company" and covering substantially all of our permanent and regular employees. Certain subsidiaries of PLDT have not yet drawn up a specific retirement plan for its permanent or regular employees. For the purpose of complying with Revised *PAS 19*, pension benefit expense has been actuarially computed based on defined benefit plan.

Our actuarial valuation is performed every year-end. Based on the latest actuarial valuation, the actual present value of accrued (prepaid) benefit costs, net periodic benefit costs and average assumptions used in developing the valuation as at and for the years ended December 31, 2014, 2013 and 2012 are as follows:

	2014	2013	2012
	(in million pesos)		
Changes in the present value of defined benefit obligations:			
Present value of defined benefit obligations at beginning of the year	19,497	17,456	15,662
Actuarial losses – economic assumptions	1,479	1,180	1,622
Service costs	986	970	869
Interest costs on benefit obligation	970	958	980
Actuarial losses – experience	332	552	478
Actual benefits paid/settlements	(92)	(1,348)	(1,985)
Curtailments and others (Note 2)	(100)	(271)	(170)
Present value of defined benefit obligations at end of the year	23,072	19,497	17,456
Changes in fair value of plan assets:			
Fair value of plan assets at beginning of the year	9,187	18,435	23,706
Actual contributions	5,510	2,073	2,012
Interest income on plan assets	489	1,023	1,482
Actual benefits paid/settlements	(92)	(1,348)	(1,957)
Return on plan assets (excluding amount included in net interest)	(5,144)	(10,996)	(6,785)
Discontinued operations and others	-	-	(23)
Fair value of plan assets at end of the year	9,950	9,187	18,435
Funded (Unfunded) status – net	(13,122)	(10,310)	979
Accrued benefit costs (Note 3)	13,125	10,310	492
Prepaid benefit costs (Notes 3 and 19)	3	-	1,471
Components of net periodic benefit costs:			
Service costs	986	970	869
Interest costs (income) – net	481	(65)	(502)
Curtailment/settlement loss (gain)	(6)	(275)	160
Net periodic benefit costs (Notes 3 and 5)	1,461	630	527
Discontinued operations and others	-	-	170
Net periodic benefit costs from continuing operations	1,461	630	357

Actual net losses on plan assets amounted to Php4,655 million, Php9,973 million and Php5,303 million for the years ended December 31, 2014, 2013 and 2012, respectively.

Based on the latest actuarial valuation, our expected contribution to the defined benefit plan in 2015 will amount to Php1,519 million.

The following table sets forth the expected future settlements by the Plan of maturing defined benefit obligation as at December 31, 2014:

	(in million pesos)
2015	186
2016	299
2017	329
2018	384
2019	535
2020 to 2059	94,667

The average duration of the defined benefit obligation at the end of the reporting period is 16 to 29 years.

The weighted average assumptions used to determine pension benefits for the years ended December 31, 2014, 2013 and 2012 are as follows:

	2014	2013	2012
Rate of increase in compensation	6.0%	6.0%	6.0%
Discount rate	4.5%	5.0%	5.5%

We have adopted mortality rates in accordance with the 1994 Group Annuity Mortality Table developed by the U.S. Society of Actuaries, which provides separate rates for males and females.

The sensitivity analysis below has been determined based on reasonably possible changes of each significant assumption on the defined benefit obligation as at the end of the reporting period, assuming if all other assumptions were held constant:

	2014	
	Increase (Decrease)	
	(in million pesos)	
Discount rate	1%	(2,783)
	(1%)	3,297
Future salary increases	1%	3,213
	(1%)	(2,770)

PLDT's Retirement Plan

The Board of Trustees performed an asset-liability matching study of our retirement plan. The Board of Trustees, which manages the beneficial trust fund, is composed of: (i) a member of the Board of Directors of PLDT, who is not a beneficiary of the Plan; (ii) a member of the Board of Directors or a senior officer of PLDT, who is a beneficiary of the Plan; (iii) a senior member of the executive staff of PLDT; and (iv) two persons who are not executives or employees of PLDT.

Benefits are payable in the event of termination of employment due to: (i) compulsory, optional, or deferred retirement; (ii) death while in active service; (iii) physical disability; (iv) voluntary resignation; or (v) involuntary separation from service. For a plan member with less than 15 years of credited services, retirement benefit is equal to 100% of final compensation for every year of service. For those with at least 15 years of service, retirement benefit is equal to 125% of final compensation for every year of service, with such percentage to be increased by an additional 5% for each completed year of service in excess of 15 years, but not to exceed a maximum of 200%. In case of voluntary resignation after attainment of age 40 and completion of at least 15 years of credited service, benefit is equal to a percentage of his vested retirement benefit, in accordance with percentages prescribed in the retirement plan.

The Board of Trustees of the beneficial trust fund uses an investment approach with the objective of maximizing the long-term expected return of plan assets. The majority of investment portfolio consists of listed and unlisted equity securities while the remaining portion consists of passive investments like temporary cash investments and fixed income investments.

The plan assets are primarily exposed to financial risks such as liquidity risk and price risk.

Liquidity risk pertains to the plan's ability to meet its obligation to the employees upon retirement. To effectively manage liquidity risk, the Board of Trustees invests at least the equivalent amount of actuarially computed expected compulsory retirement benefit payments for the year to liquid/semi-liquid assets such as treasury notes, treasury bills, savings and time deposits with commercial banks.

Price risk pertains mainly to fluctuations in market prices of equity securities listed in the PSE. In order to effectively manage price risk, the Board of Trustees continuously assesses these risks by closely monitoring the market value of the securities and implementing prudent investment strategies.

For the year ended 2014, PLDT contributed a total of Php5,510 million to the beneficial trust fund.

The following table sets forth the fair values, which are equal to the carrying values, of PLDT's plan assets recognized as at December 31, 2014 and 2013:

	2014	2013
	(in million pesos)	
Noncurrent Financial Assets		
<i>Investments in:</i>		
Unlisted equity investments	6,549	5,877
Shares of stock	2,844	2,435
Mutual funds	63	64
Government securities	42	43
Investment properties	10	11
Total noncurrent financial assets	9,508	8,430
Current Financial Assets		
Cash and cash equivalents	357	340
Receivables	3	336
Total current financial assets	360	676
Total PLDT's Plan Assets	9,868	9,106
Subsidiaries Plan Assets	82	81
Total Plan Assets of Defined Benefit Pension Plans	9,950	9,187

Investment in shares of stocks is valued using the latest bid price at reporting date. Investments in mutual funds and government securities are valued using the market values at reporting date. Investment properties are valued using the latest available appraised values.

Unlisted Equity Investments

As at December 31, 2014 and 2013, this account consists of:

	2014	2013	2014	2013
	% of Ownership		(in million pesos)	
MediaQuest	100%	100%	6,008	5,373
Tahanan Mutual Building and Loan Association, Inc., or TMBLA, (net of subscriptions payable of Php32 million)	100%	100%	329	302
BTF Holdings, Inc., or BTFHI	100%	100%	172	162
Superior Multi Parañaque Homes, Inc.	100%	100%	39	39
Bancholders, Inc., or Bancholders	100%	100%	1	1
			6,549	5,877

Investment in MediaQuest

MediaQuest was registered with the Philippine SEC on June 29, 1999 primarily to purchase, subscribe for or otherwise acquire and own, hold, use, manage, sell, assign, transfer, mortgage, pledge, exchange, or otherwise dispose of real and personal property or every kind and description, and to pay thereof in whole or in part, in cash or by exchanging, stocks, bonds and other evidences of indebtedness or securities of this any other corporation. Its investments include common shares of stocks of various communication, broadcasting and media entities.

The Board of Trustees of the Beneficial Trust Fund approved additional investments in MediaQuest amounting to Php750 million each on November 5, 2012 and January 25, 2013 to fund the latter's operational and capital expenditure requirements. Subsequently, on March 1, 2013, the Board of Directors of MediaQuest approved its application of the additional investment to additional paid in capital on the existing subscribed shares of stock.

On May 8, 2012, the Board of Trustees of the Beneficial Trust Fund approved the issuance by MediaQuest of PDRs amounting to Php6 billion. The underlying shares of these PDRs are the shares of stocks of Cignal TV held by MediaQuest through Satventures (Cignal TV PDRs). On the same date, MediaQuest Board of Directors approved the investment in Cignal TV PDRs by ePLDT, which will give ePLDT a 40% economic interest in Cignal TV. In June 2012, MediaQuest received a deposit for future PDRs subscription of Php4 billion from ePLDT. Additional deposits of Php1 billion each were received on July 6, 2012 and August 9, 2012. The Cignal TV PDRs were subsequently issued on September 27, 2013.

On January 25, 2013, the Board of Trustees of the Beneficial Trust Fund and the MediaQuest Board of Directors approved the issuance of additional MediaQuest PDRs amounting to Php3.6 billion. The underlying shares of these additional PDRs are the shares of stocks of Satventures held by MediaQuest (Satventures PDRs), the holder of which will have a 40% economic interest in Satventures. Satventures is a wholly-owned subsidiary of MediaQuest and the investment vehicle for Cignal TV. From March to August 2013, MediaQuest received from ePLDT an amount aggregating to Php3.6 billion representing deposits for future PDRs subscription. The Satventures PDRs were subsequently issued on September 27, 2013.

Also, on January 25, 2013, the Board of Trustees of the Beneficial Trust Fund and the MediaQuest Board of Directors approved the issuance of additional MediaQuest PDRs amounting to Php1.95 billion. The underlying shares of these additional PDRs are the shares of stocks of Hastings held by MediaQuest (Hastings PDRs), the holder of which will have a 100% economic interest in Hastings. Hastings is a wholly-owned subsidiary of MediaQuest, which holds all the print-related investments of MediaQuest, including equity interests in the three leading newspapers: The Philippine Star, the Philippine Daily Inquirer, and Business World. In 2014 and 2013, MediaQuest received from ePLDT an amount aggregating to Php300 million and Php1,950 million, respectively, representing deposits for future PDRs subscription. Total deposits for future PDRs subscription amounted to Php2,250 million and Php1,950 million as at December 31, 2014 and 2013, respectively. See *Note 10 – Investments in Associates, Joint Ventures and Deposits – Investment in MediaQuest*.

In November 2013, the Board of Trustees of the Beneficial Trust Fund and the Board of Directors of MediaQuest approved the additional investment of Hastings in Philippine Star Group and approved the issuance of PDRs by MediaQuest for its interest in Hastings. See *Note 10 – Investments in Associates, Joint Ventures and Deposits – Investment in MediaQuest*.

As at March 3, 2015, the Hastings PDRs have not yet been issued.

The Board of Trustees of the Beneficial Trust Fund approved additional investments in MediaQuest amounting to Php6,300 million to fund the latter's investment requirements. Of the Php6,300 million, a total of Php5,500 million has already been drawn by MediaQuest as at December 31, 2014.

The fair values of the investments in MediaQuest were measured using an income approach valuation technique using cash flows projections based on financial budgets and forecasts approved by MediaQuest's Board of Directors, covering a five-year period from 2015 to 2019.

The pre-tax discount rates applied to cash flow projections range from 10.50% to 11.15%. Cash flows beyond the five-year period are determined using 0% to 7% growth rates.

Investment in TMBLA

TMBLA was incorporated for the primary purpose of accumulating the savings of its stockholders and lending funds to them for housing programs. The beneficial trust fund has a direct subscription in shares of stocks of TMBLA in the amount of Php112 million. The related unpaid subscription of Php32 million is included in unlisted equity investments. The cumulative change in the fair market value of this investment amounted to Php249 million and Php222 million as at December 31, 2014 and 2013, respectively.

Investment in BTFHI

BTFHI was incorporated for the primary purpose of acquiring voting preferred shares in PLDT and while the owner, holder of possessor thereof, to exercise all the rights, powers, and privileges of ownership or any other interest therein.

On October 26, 2012, BTFHI subscribed to a total of 150 million shares of Voting Preferred Stock of PLDT at a subscription price of Php1.00 per share for a total subscription price of Php150 million. Total cash dividend income amounted to Php10 million, Php12 million and Php2 million for the years ended December 31, 2014, 2013 and 2012, respectively. Dividend receivables amounted to Php2 million each as at December 31, 2014 and 2013.

Shares of Stocks

As at December 31, 2014 and 2013, this account consists of:

	2014	2013
	(in million pesos)	
Common shares		
PSE	1,945	1,668
PLDT	77	71
Others	462	336
Preferred shares	360	360
	2,844	2,435

Dividends earned on PLDT common shares amounted to Php5 million each for the years ended December 31, 2014, 2013 and 2012.

Preferred shares represent 300 million unlisted preferred shares of PLDT at Php10 par value as at December 31, 2014 and 2013, net of subscription payable of Php2,640 million. These shares, which bear dividend of 13.5% per annum based on the paid-up subscription price, are cumulative, non-convertible and redeemable at par value at the option of PLDT. Dividends earned on this investment amounted to Php49 million each for the years ended December 31, 2014 and 2013.

Mutual Funds

Investment in mutual funds includes various U.S. dollar and Euro denominated equity funds, which aims to out-perform benchmarks in various international indices as part of its investment strategy. Total investment in mutual funds amounted to Php63 million and Php64 million as at December 31, 2014 and 2013, respectively.

Government Securities

Investment in government securities includes retail treasury bonds bearing interest ranging from 5.88% to 7%. These securities are fully guaranteed by the government of the Republic of the Philippines. Total investment in government securities amounted to Php42 million and Php43 million as at December 31, 2014 and 2013, respectively.

Investment Properties

Investment properties include two condominium units (bare, separate 127 and 58 square meter units) located in Ayala-FGU Building along Alabang-Zapote Road in Muntinlupa City. Total fair value of investment properties amounted to Php10 million and Php11 million as at December 31, 2014 and 2013, respectively.

The asset allocation of the Plan is set and reviewed from time to time by the Plan Trustees taking into account the membership profile, the liquidity requirements of the Plan and risk appetite of the Plan sponsor. This considers the expected benefit cashflows to be matched with asset durations.

The allocation of the fair value of the assets for the PLDT pension plan as at December 31, 2014 and 2013 are as follows:

	2014	2013
Investments in listed and unlisted equity securities	95%	95%
Temporary cash investments	4%	4%
Investments in mutual funds	1%	1%
	100%	100%

Defined Contribution Plans

Smart and certain of its subsidiaries' contributions to the plan are made based on the employees' years of tenure and range from 5% to 10% of the employee's monthly salary. Additionally, an employee has an option to make a personal contribution to the fund, at an amount not exceeding 10% of his monthly salary. The employer then provides an additional contribution to the fund ranging from 10% to 50% of the employee's contribution based on the employee's years of tenure. Although the plan has a defined contribution format, Smart and certain of its subsidiaries regularly monitor compliance with R.A. 7641. As at December 31, 2014 and 2013, Smart and certain of its subsidiaries were in compliance with the requirements of R.A. 7641.

Smart and certain of its subsidiaries actuarial valuation is performed every year-end. Based on the latest actuarial valuation, the actual present value of prepaid benefit costs, net periodic costs and average assumptions used in developing the valuation as at and for the years ended December 31, 2014, 2013 and 2012 are as follows:

	2014	2013	2012
		(in million pesos)	
Changes in the present value of defined benefit obligations:			
Present value of defined benefit obligations at beginning of the year	1,685	1,606	1,470
Service costs	241	226	226
Actuarial losses (gains) – economic assumptions	98	(6)	–
Interest costs on benefit obligation	92	95	101
Actuarial losses (gains) – experience	75	(59)	6
Actual benefits paid/settlements	(42)	(177)	(197)
Present value of defined benefit obligations at end of the year	2,149	1,685	1,606
Changes in fair value of plan assets:			
Fair value of plan assets at beginning of the year	1,884	1,760	1,614
Actual contributions	261	208	185
Interest income on plan assets	92	95	100
Return on plan assets (excluding amount included in net interest)	10	(2)	58
Actual benefits paid/settlements	(42)	(177)	(197)
Fair value of plan assets at end of the year	2,205	1,884	1,760
Funded status – net (Notes 3 and 19)	56	199	154
Accrued benefit costs (Note 3)	6	–	–
Prepaid benefit costs (Note 3)	62	199	154
Components of net periodic benefit costs:			
Service costs	241	226	226
Interest costs - net	–	–	1
Net periodic benefit costs (Notes 3 and 5)	241	226	227

Actual net gains on plan assets amounted to Php102 million, Php93 million and Php158 million for the years ended December 31, 2014, 2013 and 2012, respectively.

Smart and certain of its subsidiaries expect to contribute the amount of approximately Php268 million to its defined benefit plan in 2015.

The following table sets forth the expected future settlements by the Plan of maturing defined benefit obligation as at December 31, 2014:

	(in million pesos)
2015	109
2016	52
2017	57
2018	79
2019	90
2020 to 2054	22,552

The average duration of the defined benefit obligation at the end of the reporting period is 18 years.

The weighted average assumptions used to determine pension benefits for the years ended December 31, 2014, 2013 and 2012 are as follows:

	2014	2013	2012
Rate of increase in compensation	7.0%	6.0%	7.0%
Discount rate	4.5%	5.0%	5.5%

The sensitivity analysis below has been determined based on reasonably possible changes of each significant assumption on the defined benefit obligation as at December 31, 2014, assuming if all other assumptions were held constant:

	Increase (Decrease)	
		(in million pesos)
Discount rate	1%	(84)
	(1%)	250
Future salary increases	1%	239
	(1%)	(83)

Smart's Retirement Plan

The fund is being managed and invested by BPI Asset Management and Trust Group, as Trustee, pursuant to an amended trust agreement dated February 21, 2012.

The plan's investment portfolio seeks to achieve regular income, long-term capital growth and consistent performance over its own portfolio benchmark. In order to attain this objective, the Trustee's mandate is to invest in a diversified portfolio of bonds and equities, both domestic and international. The portfolio mix is kept at 60% to 90% for debt and fixed income securities, while 10% to 40% is allotted to equity securities.

The following table sets forth the fair values, which are equal to the carrying values, of Smart's plan assets recognized as at December 31, 2014 and 2013:

	2014	2013
	(in million pesos)	
Noncurrent Financial Assets		
<i>Investments in:</i>		
Domestic fixed income	1,240	989
Domestic equities	615	342
Philippine foreign currency bonds	427	–
International equities	367	635
International fixed income	106	188
Total noncurrent financial assets	2,755	2,154
Current Financial Assets		
Cash and cash equivalents	19	294
Receivables	95	1
Total current financial assets	114	295
Total plan assets⁽¹⁾	2,869	2,449
Employee's share	664	565
Smart's plan assets	2,094	1,789
Subsidiaries' plan assets	111	95
Total Plan Assets of Defined Contribution Plans	2,205	1,884

⁽¹⁾ Total financial assets include forfeitures from resigned employees and mandatory reserve account from BPI.

Domestic Fixed Income

Investments in domestic fixed income include Philippine peso denominated bonds, such as government securities, corporate debt securities and a fixed income fund managed by BPI Asset Management and Trust Group which is invested in a diversified portfolio of Philippine peso-denominated fixed income instruments. The investments under this category, exclusive of the mutual fund, earned between 4.19% and 7.2% interest for the years ended December 31, 2014 and 2013, respectively. Total investments in domestic fixed income amounted to Php1,240 million and Php989 million as at December 31, 2014 and 2013, respectively.

Domestic Equities

Investments in domestic equities include direct equity investments in common shares and convertible preferred shares listed in the PSE and a local equity fund managed by BPI Asset Management and Trust Group which is invested in a diversified portfolio of stocks listed in the PSE. These investments earn on stock price appreciation and dividend payments. Total investment in domestic equities amounted to Php615 million and Php342 million as at December 31, 2014 and 2013, respectively. This includes investment in PLDT shares with fair value of Php46 million and Php22 million as at December 31, 2014 and 2013, respectively.

Philippine Foreign Currency Bonds

Investments in Philippine foreign currency bonds include investments in U.S. dollar denominated fixed income instruments issued by the Philippine government, local corporations and financial institutions. The investments under this category earned between 4.20% and 7.38% interest for the year ended December 31, 2014. Total investment in Philippine foreign currency bonds amounted to Php427 million as at December 31, 2014.

International Equities

Investments in international equities include mutual funds managed by ING International which are invested in diversified portfolios of global equities. Total investment in international equities amounted to Php367 million and Php635 million as at December 31, 2014 and 2013, respectively.

International Fixed Income

Investments in international fixed income include mutual funds managed by ING International which are invested in diversified portfolios of high-yield foreign currency denominated bonds. Total investments in international fixed income amounted to Php106 million and Php188 million as at December 31, 2014 and 2013, respectively.

Cash and Cash Equivalents

This pertains to the fund's excess liquidity in Philippine peso and U.S. dollars including investments in time deposits, money market funds and other deposit products of banks with duration or tenor less than a year.

The asset allocation of the Plan is set and reviewed from time to time by the Plan Trustees taking into account the membership profile, the liquidity requirements of the Plan and risk appetite of the Plan sponsor. This considers the expected benefit cashflows to be matched with asset durations.

The plan assets are primarily exposed to financial risks such as liquidity risk and price risk.

Liquidity risk pertains to the plan's ability to meet its obligation to the employees upon retirement. To effectively manage liquidity risk, the Plan Trustees invests a portion of the fund in readily tradeable and liquid investments which can be sold at any given time to fund liquidity requirements.

Price risk pertains mainly to fluctuations in market prices of equity securities listed in the PSE. In order to effectively manage price risk, the Plan Trustees continuously assesses these risks by closely monitoring the market value of the securities and implementing prudent investment strategies.

The allocation of the fair value of Smart and certain of its subsidiaries pension plan assets as at December 31, 2014 and 2013 is as follows:

	2014	2013
Investments in debt and fixed income securities and others	66%	60%
Investments in listed and unlisted equity securities	34%	40%
	100%	100%

Other Long-term Employee Benefits

To ensure the proper execution of our strategic and operational business plans while taking into account the acquisition of Digital in 2011 and other recent market developments, the 2012 to 2014 LTIP, covering the period from January 1, 2012 to December 31, 2014, was approved by the Board of Directors with the endorsement of the ECC on March 22, 2012. The awards in the 2012 to 2014 LTIP are contingent upon the successful achievement of certain profit targets, intended to align the execution of the business strategies of the expanded Group, including Digital, over the three-year period 2012 to 2014. In addition, the 2012 to 2014 LTIP allows for the participation of a number of senior executives and certain newly hired executives and ensures the continuity of management in line with the succession planning of the PLDT Group. LTIP costs recognized for the years ended December 31, 2014, 2013 and 2012 amounted to Php168 million, Php1,638 million and Php1,491 million, respectively. Total outstanding liability and fair value of the 2012 to 2014 LTIP amounted to Php3,297 million and Php3,129 million as at December 31, 2014 and 2013, respectively. See *Note 3 – Management's Use of Accounting Judgments, Estimates and Assumptions – Estimating Pension Benefit Costs and Other Employee Benefits* and *Note 5 – Income and Expenses – Compensation and Employee Benefits*.

Net periodic benefit costs computed for the years ended December 31, 2014, 2013 and 2012 are as follows:

	2014	2013	2012
		(in million pesos)	
Components of net periodic benefit costs:			
Current service costs	184	1,532	1,459
Interest costs	17	42	21
Net actuarial losses (gains)	(33)	64	11
Net periodic benefit costs (Notes 3 and 5)	168	1,638	1,491

27. Provisions and Contingencies

Supervision and Regulatory Fees, or SRF, due to the NTC

Since 1994, following the rejection of PLDT's formal protest against the assessments by the NTC of SRF, pursuant to Section 40 of Commonwealth Act No. 146, otherwise known as the Public Service Act, PLDT and the NTC had been involved in legal proceedings before the Court of Appeals and the Supreme Court. The principal issue in these proceedings was the basis for the computation of the SRF. PLDT's position, which was upheld by the Court of Appeals, but, as set forth below, was rejected by the Supreme Court, was that the SRF should be computed based only on the par value of the subscribed or paid up capital of PLDT, excluding stock dividends, premium or capital in excess of par. The Supreme Court, in its decision dated July 28, 1999, ordered the NTC to make a recomputation of the SRF based on the actual amount paid (inclusive of premiums) for the "capital stock subscribed or paid" and not on par or market value. Subsequently, in February 2000, the NTC issued an assessment letter for the balance of the SRF, but in calculating said fees, the NTC used as basis not only capital stock subscribed or paid, but also the stock dividends. PLDT questioned the inclusion of the stock dividends in the calculation of the SRF and sought to restrain the NTC from enforcing its assessment until the resolution of the issue. Prior to the resolution of the issue mentioned above, PLDT paid the SRF due in 2000 together with the balance due from the recalculation of the SRF and had been paying the SRF due in September of each year thereafter, excluding the portion based on stock dividends.

In a resolution promulgated on December 4, 2007, the Supreme Court upheld the NTC assessment of SRF based on outstanding capital stock of PLDT, including stock dividends. In a letter to PLDT on February 29, 2008, or the Assessment Letter, the NTC assessed the total amount of SRF on stock dividends due from PLDT to be Php2,870 million, which assessment included penalties and interest. On April 3, 2008, PLDT complied with the Supreme Court resolution by paying to the NTC the outstanding principal amount relating to SRF on stock dividends in the amount of Php455 million, but not including penalties and interest. PLDT believes that it is not liable for penalties and interest, and therefore protested and disputed NTC's assessments in the total amount of Php2,870 million, which included penalties. In letters dated April 14, 2008 and June 18, 2008, or the Demand Letters, the NTC demanded payment of the balance of its assessment. On July 9, 2008, PLDT filed a Petition for Certiorari and Prohibition with the Court of Appeals, or the PLDT Petition, praying that the NTC be restrained from enforcing or implementing its Assessment Letter and Demand Letters, all demanding payment of SRF including penalties and interests. The PLDT Petition further prayed that after notice and hearing, the NTC be ordered to forever cease and desist from implementing and/or enforcing, and annulling and reversing and setting aside, the Assessment Letter and Demand Letters. The Court of Appeals, in its Decision dated May 25, 2010, granted PLDT's Petition and set aside/annulled the NTC's Assessment Letter and Demand Letters. The NTC did not file a Motion for Reconsideration of the decision of the Court of Appeals but instead filed a Petition for Review, or the NTC Petition, directly with the Supreme Court. PLDT received a copy of the NTC Petition on July 29, 2010, and after receiving the order of the Supreme Court, filed its comment on the NTC Petition on December 7, 2010. The NTC filed a Reply dated August 26, 2011 and PLDT filed a Rejoinder on October 12, 2011.

On January 30, 2013, the Supreme Court's Third Division issued a resolution denying the NTC Petition for failure to show any reversible error in the challenged judgment as to warrant the exercise of the Supreme Court's discretionary appellate jurisdiction. The Supreme Court resolution affirms the decision of the Court of Appeals, which declared that the NTC erred in imposing/assessing penalties and interest on the SRF payment of PLDT for the period 1987-2007, and annulled and set aside the Assessment Letter and Demand Letters. On April 10, 2013, the NTC filed a Motion for Reconsideration of the decision of the Supreme Court. PLDT received the Motion for Reconsideration on April 15, 2013 and filed its Comment/Opposition on May 15, 2013.

On June 26, 2013, the Supreme Court issued a resolution denying with finality the Motion for Reconsideration of the NTC. PLDT received the Supreme Court's resolution on August 6, 2013, which serves as the termination of the case.

PLDT's Local Business and Franchise Tax Assessments

Pursuant to a decision of the Supreme Court on March 25, 2003 in the case of *PLDT vs. City of Davao* declaring PLDT not exempt from the local franchise tax, PLDT started paying local franchise tax to various local government units. As at December 31, 2014, PLDT has no contested Local Government Unit, or LGU, assessments for franchise taxes based on gross receipts received or collected for services within their respective territorial jurisdiction.

However, PLDT contested the imposition of local business taxes in addition to local franchise tax by the City of Tuguegarao in the amount of Php1.9 million for the years 1998 to 2003. The Regional Trial Court, or RTC, rendered a decision stating that the City of Tuguegarao cannot impose local business tax on PLDT, there being no ordinance enacted for that purpose. Its Motion for Reconsideration having been denied by the court in its Order dated March 2, 2009, the City of Tuguegarao has filed a Notice of Appeal before the Court of Appeals. PLDT filed a motion to dismiss on the said appeal on the ground of lack of jurisdiction as the appeal should have been filed before the Court of Tax Appeals, or CTA. In a resolution dated February 9, 2012, the Court of Appeals dismissed the case for failure of the City of Tuguegarao and its Treasurer to file their Appellants' Brief. PLDT also contested the imposition of local business tax in addition to local franchise tax also by the City of Tuguegarao in the amount of Php2.3 million for the years 2006 to 2011. PLDT filed a Petition with the RTC of the City of Makati on July 8, 2011. The City of Tuguegarao filed its Answer with Motion to Dismiss claiming that the RTC of the City of Makati does not have jurisdiction over the case. Both parties have filed their respective Memorandum on the issue of Jurisdiction. A judicial dispute resolution, or JDR, conference was set by the court after the parties failed to settle the case in the mediation proceedings. Due to the failure of the City of Tuguegarao to appear on the JDR conference last May 15, 2012, the court transmitted the case to the Office of the Clerk of Court of the City of Makati for re-raffling in accordance with the JDR guidelines. The case was raffled to Branch 132 of Makati City and a Pre-Trial Conference, which was scheduled on October 19, 2012, was postponed by the court due to the Motion for Resolution on the previously filed Motion to Dismiss by City of Tuguegarao on the ground of lack of jurisdiction. In an order dated October 12, 2012, the court granted the Motion to Dismiss for lack of jurisdiction. PLDT filed a Motion for Reconsideration while the City of Tuguegarao has filed its corresponding Comment. In a Resolution dated January 18, 2013, the court denied the Motion for Reconsideration filed by PLDT. On March 8, 2013, PLDT filed a Petition for Review on the said dismissal of the case before the CTA. Acting on the Petition for Review filed by PLDT, the Second Division of the CTA issued a Resolution dated March 13, 2013 ordering the Respondents City of Tuguegarao and City Treasurer to file their Comment on the Petition for Review filed by PLDT. In a Resolution dated July 2, 2013 and received on July 12, 2013, the CTA ordered both parties to submit its respective Memorandum. PLDT has already submitted its Memorandum together with its Motion to Admit Memorandum and submit case for Resolution after Respondent City of Tuguegarao and City Treasurer failed to file their Comment on the Petition for Review filed by PLDT. On January 3, 2014, PLDT received an Entry of Appearance with Motion for Extension of Time to File Memorandum filed by the new counsel of the City of Tuguegarao asking the CTA to allow the City of Tuguegarao to file its Memorandum on or before January 14, 2014. Said Motion for Extension of Time to File Memorandum was denied by the CTA in a Resolution dated January 14,

2014. On July 14, 2014, PLDT received a Decision promulgated by the Second Division of CTA dismissing the Petition for Review filed by PLDT and upholding the decision of the RTC on the ground of lack of jurisdiction. On July 28, 2014, PLDT filed a Motion for Reconsideration which was also denied by the CTA in a Resolution dated September 30, 2014. PLDT filed a Petition before the CTA En Banc last November 3, 2014 to appeal the Decision and Resolution of the Second Division of the CTA. In a Resolution dated November 26, 2014, CTA En Banc ordered the City of Tuguegarao to file its Comment on PLDT's Petition.

Smart's Local Business and Franchise Tax Assessments

The Province of Cagayan issued a tax assessment against Smart for alleged local franchise tax. On January 24, 2011, Smart filed a Petition before the RTC of the City of Makati, appealing the assessment on the ground that Smart cannot be held liable for local franchise tax mainly because it has no sales office within the Province of Cagayan pursuant to Section 137 of the Local Government Code (Republic Act No. 7160, or R.A. No. 7160). The RTC of the City of Makati issued a Temporary Restraining Order, or TRO, on October 21, 2011, and the writ of preliminary injunction on November 14, 2011. On April 30, 2012, the RTC rendered a decision giving the petition due course and the assailed tax assessment nullified and set aside. The Province of Cagayan was directed to cease and desist from imposing local franchise taxes on Smart's gross receipts. The Province of Cagayan then filed a Petition for Review before the Court of Tax Appeals in the City of Quezon on June 19, 2012, appealing the RTC Decision dated April 30, 2012. In a Decision promulgated on July 25, 2013, the Court of Tax Appeals ruled that the franchise tax assessment made by the Province of Cagayan against Smart covering the periods from 2004 to 2009 based on "presumptive tax" is null and void for lack of legal and factual justifications. The Province of Cagayan filed a Motion for Reconsideration of the Decision which the Court of Tax Appeals denied in a Resolution promulgated on February 4, 2014. The Province of Cagayan filed its Petition for Review before the Court of Tax Appeals en banc. Smart filed its Comment in June 2014. The CTA en banc issued a Resolution on August 7, 2014, directing the parties to file their respective Memoranda. Smart filed its Memorandum on October 1, 2014. Smart, thru its counsel, received a copy of the Memorandum of the Province of Cagayan on October 22, 2014. Upon submission of the Memoranda or the expiration of the 30 day period, the Petition for Review will be deemed submitted for decision.

On October 2, 2013, the City of Bacoor issued local franchise tax assessments against Smart based on the gross sales of handsets and gross receipts derived from franchise operations (prepaid and postpaid receipts), even after Smart had already paid for the local business tax based on the same gross receipts within the same taxable period. On November 29, 2013, Smart filed its written protest with the Office of the City Treasurer of Bacoor. On February 27, 2014, Smart filed a Petition before the RTC of the City of Makati, appealing the assessment on the ground that Smart cannot be held liable for local franchise tax mainly because Smart is exempt from paying the local franchise tax as such is covered under the "in lieu of all taxes" clause in Section 9 of its legislative franchise, Republic Act No. 7924 (Series 1992). Smart also argues that even assuming that it is liable for local franchise tax, the City of Bacoor cannot collect local business tax on the same gross receipts derived from franchise operations realized within the same taxing jurisdiction by the same taxing authority and within the same period. For the local franchise tax assessments on gross sales of handsets, Smart's argues that this should not be subject to the local franchise tax because the sale of handsets and accessories is not considered as a sale derived from franchise operations. The RTC of the City of Makati issued an Order dated June 9, 2014, requiring the parties to be present on July 31, 2014 for mediation. The mediation was rescheduled on August 19, 2014. During mediation, the Treasurer of the City of Bacoor agreed that the gross sales of handsets and accessories shall be subject to local business tax, and not to the local franchise tax; while the gross receipts from prepaid and postpaid services shall be subject to the local franchise tax, and not to the local business tax. By reason thereof, Smart and the City of Bacoor filed a Joint Motion to Dismiss on November 4, 2014.

Digitel's Franchise Tax Assessment and Real Property Tax Assessment

In the case of *Digitel vs. Province of Pangasinan* (G.R. No. 152534, February 23, 2007), the Supreme Court held that Digitel is liable to the Province of Pangasinan for franchise tax from November 13, 1992 and real property tax only on real properties not actually, directly and exclusively used in the franchise operations from February 17, 1994. Digitel has fully settled its obligation with the Province of Pangasinan with respect to franchise tax and is currently in talks with the Province for the settlement of the real property tax.

DMPI's Local Business and Real Property Taxes Assessments

In *DMPI vs. City of Cotabato* (Civil Case No. 2010-345, February 2010), DMPI filed a Petition for Prohibition and Mandamus against the City of Cotabato due to their threats to close its cell sites due to real property tax delinquencies. DMPI filed a Motion for Reconsideration after the Court dismissed the case allegedly for failure to prove that it is exempt from payment of real property tax. The Motion is pending resolution.

In the *DMPI vs. City of Davao* (Special Civil Case No. 33,823-11, March 2011), DMPI's Petition for Prohibition and Mandamus sought the Court's intervention due to the threats issued by the City of Davao to stop the operations of DMPI business centers in the locality due to lack of business permits. DMPI contended that the City of Davao's act of refusing to process its applications due to failure to pay real property taxes and business taxes is unwarranted, being that it is exempt under its BOI registration and prevailing laws. The case is in pre-trial stage. DMPI paid local business taxes and real property tax on tower and improvements. The City of Davao's Legal Officer issued a letter-opinion declaring DMPI's machinery as exempt from real property tax. The Office of the City Assessor has already confirmed this ruling, and issued a Tax Declaration declaring all machineries of DMPI located in the City of Davao as "Tax-Exempt". DMPI has filed a Motion seeking the dismissal of the case considering these developments and its pending resolution.

In the *DMPI vs. City Government of Malabon* (Special Civil Action 11-011-MN, November 2011), DMPI filed a Petition for Prohibition and Mandamus against the City of Malabon to prevent the auction sale of DMPI sites in its jurisdiction for alleged real property tax liabilities. DMPI was able to secure a TRO to defer the sale. There is an ongoing mediation and the parties are exploring the possibility of settling amicably.

DMPI's Local Tower Fee Assessments

In *DMPI vs. Municipality of San Mateo* (Special Civil Action Case No. Br. 20-542, September 2011), DMPI filed a petition for Prohibition and Mandamus with Preliminary Injunction and TRO against the Tower Fee Ordinance of the Municipality of San Mateo. The parties have already submitted their respective memorandum and the case is already submitted for resolution. The RTC denied DMPI's petition. In June 2013, DMPI filed a motion for reconsideration and sought the inhibition of the presiding judge. Through an Order dated May 8, 2014, the lower court ruled in favor of DMPI and declared the ordinance void and without legal force and effect. The Municipality of San Mateo appealed the Order with the Court of Appeals, with both parties having already submitted their respective Memoranda. The case is now submitted for resolution.

Meanwhile, in *DMPI vs. the City Government of Santiago City and the City Permits and License Inspection Office of Santiago City, Isabela* (CA-G.R. SP No. 127253) (Special Civil Action Case No. 36-0360, February 2011), the City Government of Santiago City filed an appeal with the Court of Appeals after the lower court granted DMPI's petition and ruled as unconstitutional the provision of the ordinance imposing the Php200 thousand per cell site per annum. DMPI has already filed its comment to the petition and the matter is now awaiting resolution.

DMPI vs. City of Trece Martires (Civil Case No. TMSCA-004-10, February 2010) – DMPI petitioned to declare void the City of Trece Martires ordinance of imposing tower fee of Php150 thousand for each cell site annually. Application for the issuance of a preliminary injunction by DMPI is pending resolution.

Globe Telecoms, et al. vs. City of Lipa (Civil Case No. 2006-0568, 2006) – Globe filed a Protest of Assessment questioning the act of the LGU in assessing tower fees for its sites amounting to Php105 thousand per year. A joint Memoranda for Smart, Digitel and DMPI was submitted in June 2013 pertaining to the issue of whether the Ordinance is a regulatory or tax imposition. However, the Sangguniang Panglungsod has repealed the ordinance, and issued instead Tax Ordinance No. 177, imposing a one-time regulatory fee amounting to Php50 thousand for every tower to be constructed in the City of Lipa. The parties will be filing a Manifestation to that effect and seek the joint dismissal of the case.

Arbitration with Eastern Telecommunications Philippines, Inc., or ETPI

Since 1990, PLDT and ETPI have been engaged in legal proceedings involving a number of issues in connection with their business relationship. While they have entered into Compromise Agreements in the past (one in February 1990, and another one in March 1999), these agreements have not put to rest their issues against each other. Accordingly, to avoid further protracted litigation and improve their business relationship, both PLDT and ETPI have agreed in April 2008 to submit their differences and issues to voluntary arbitration. For this arbitration (after collating various claims of one party against the other) ETPI, on one hand, initially submitted its claims of about Php2.9 billion against PLDT; while PLDT, on the other hand, submitted its claims of about Php2.8 billion against ETPI. Pursuant to an agreement between PLDT and ETPI, the arbitration proceedings have been suspended.

In the Matter of the Wilson Gamboa Case and Jose M. Roy III Petition

On June 29, 2011, the Supreme Court of the Philippines promulgated a Decision in the case of Wilson P. Gamboa vs. Finance Secretary Margarito B. Teves, et. al. (G.R. No. 176579) (the “Gamboa Case”), where the Court held that “the term ‘capital’ in Section 11, Article XII of the 1987 Constitution refers only to shares of stock entitled to vote in the election of directors” and thus only to voting common shares, “and not to the total outstanding capital stock (common and non-voting preferred shares)”. The Decision of the Supreme Court reversed earlier opinions issued by the Philippine SEC that non-voting preferred shares are included in the computation of the 60%-40% Filipino-alien equity requirement of certain economic activities, such as telecommunications which is a public utility under Section 11, Article XII of the 1987 Constitution.

While PLDT is not a party to the Gamboa Case, the Supreme Court directed the Philippine SEC in the Gamboa Case “to apply this definition of the term ‘capital’ in determining the extent of allowable foreign ownership in PLDT, and if there is a violation of Section 11, Article XII of the 1987 Constitution, to impose the appropriate sanctions under the law.”

The parties to the case filed Motions for Reconsideration of the decision and the Supreme Court allowed them to argue before the Court their respective positions on April 17, 2012 and June 26, 2012. Thereafter, the parties filed their respective memoranda on their positions. On October 9, 2012, the Court issued a Resolution denying with finality all Motions for Reconsideration of the respondents.

Meantime, on July 5, 2011, the Board of Directors of PLDT approved the amendments to the Seventh Article of Amended Articles of Incorporation of PLDT consisting of the sub-classification of its authorized preferred capital into preferred shares with full voting rights, or Voting Preferred Shares, and serial preferred shares without voting rights, and other conforming amendments, or Amendments to the Articles. The Amendments to the Articles of Incorporation require the approval by the stockholders of PLDT and the approval of the Philippine SEC. In a special meeting held on March 22, 2012, the Amendments to the Articles of Incorporation were approved by the stockholders of PLDT. On June 5, 2012, the Philippine SEC approved the Amendments to the Articles of Incorporation of PLDT. On October 15, 2012, PLDT and BTFHI, a wholly-owned company of The Board of Trustees for the Account of the Beneficial Trust Fund Created Pursuant to the Benefit Plan of PLDT Company, entered into a Subscription Agreement whereby PLDT issued 150 million Voting Preferred Shares to BTFHI at Php1.00 per share. With the issuance of the Voting Preferred Shares to BTFHI, a Filipino corporation, the percentage of the voting stock of PLDT (common and preferred shares) held by foreigners was reduced from 56.62% to 18.37% as at April 15, 2013.

On May 20, 2013, SEC Memorandum Circular No. 8, Series of 2013 was issued providing for the Guidelines on Compliance with the Filipino-Foreign Ownership Requirements Prescribed in the Constitution and/or Existing Laws by Corporations Engaged in Nationalized and Partly-Nationalized Activities. Section 2 of the said Circular states that "All covered corporations shall, at all times, observe the constitutional or statutory ownership requirement. For purposes of determining compliance therewith, the required percentage of Filipino ownership shall be applied to BOTH: (a) the total number of outstanding shares of stock entitled to vote in the election of directors; AND (b) the total number of outstanding shares of stock, whether or not entitled to vote in the election of directors." PLDT is consistently compliant with the guidelines prescribed by SEC Memorandum Circular No. 8, Series of 2013 (In fact, as at November 14, 2013, PLDT's foreign ownership was 31.95% of its outstanding shares entitled to vote (Common and Voting Preferred Shares) and 17.56% of its total outstanding capital stock).

On June 10, 2013, Jose M. Roy III filed before the Supreme Court a Petition for Certiorari under Rule 65 of the Rules of Court against the Philippine SEC, Philippine SEC Chairperson Teresita Herbosa and PLDT, claiming: (1) that Philippine SEC Memorandum Circular No. 8 which imposes the 60-40 Filipino-foreign ownership limit on the total outstanding stock and on shares entitled to vote in the election of directors, violates the decision of the Supreme Court in *Gamboa vs. Teves, et al.*, which according to the Petitioner required that: (a) the 60-40 ownership requirement be imposed on "each of shares"; and (b) Filipinos must have full beneficial ownership of 60% of the outstanding capital stock of those corporations subject to that 60-40 Filipino-foreign ownership requirement; and (2) that the PLDT Beneficial Trust Fund is not a Filipino-owned entity and consequently, the corporations owned by PLDT Beneficial Trust Fund, including BTFHI, which owns 150 million Voting Preferred Shares in PLDT, cannot be considered a Filipino-owned corporation (the "Jose M. Roy III Petition").

Wilson C. Gamboa, Jr., Daniel V. Cartagena, John Warren P. Gabinete, Antonio V. Pesina, Jr., Modesto Martin Y. Mamon and Gerardo C. Erebaren, or the Intervenors, filed a Motion for Leave to file a Petition-In-Intervention dated July 16, 2013 which the Supreme Court granted in a Resolution dated August 6, 2013 (the "Petition-In-Intervention"). The Petition-In-Intervention raised identical arguments and issues as that of the Petition.

PLDT, through counsels, filed its Comment on the Jose M. Roy III Petition on September 5, 2013. In its Comment, PLDT raised the following defenses: (a) Petitioner's direct recourse to the Supreme Court in filing the petition violates the fundamental doctrine of the hierarchy of courts. There are no compelling reasons to invoke the Supreme Court's original jurisdiction; (b) The Petition was prematurely brought before the Supreme Court. Petitioner failed to exhaust administrative remedies before the Philippine SEC, and there are facts yet to be established (in the lower courts) that are necessary for a proper and complete ruling; (c) The Petition is in the nature of a petition for mandamus and/or declaratory relief which, under Rules 65 and 63 of the Rules of Court, are not within the exclusive and/or original jurisdiction of the Supreme Court, as provided under Article VIII, Sections 5(1), 5(5), 6 and 11 of the Constitution and Rule 56 of the Rules of Court; (d) The Petition must be dismissed in as much as it is challenging the validity and constitutionality of a Memorandum Circular, which was issued in the exercise of the Philippine SEC's quasi-legislative power, for which a petition for certiorari is an inappropriate remedy; (e) Assuming arguendo that the issuance of Philippine SEC Memorandum Circular No. 8 involved the exercise by the Philippine SEC of its quasi-judicial power, the Petition still cannot prosper since the issue of the validity and constitutionality of Philippine SEC Memorandum Circular No. 8 does not pertain to errors of jurisdiction on the part of the Philippine SEC; (f) Petitioner is not the proper party to question the constitutionality of the Philippine SEC Guidelines and PLDT's compliance with the Gamboa decision and the Petition is likewise not a valid taxpayer's suit and should not be entertained by the Supreme Court; (g) The Petition seeks relief that effectively deprives the necessary and indispensable parties affected thereby (such as, BTFHI, MediaQuest, PLDT Beneficial Trust Fund, and all corporations in which PLDT Beneficial Trust Fund made an investment and their subsidiaries) of their constitutional right to due process, all of whom were not impleaded as parties; and (h) Philippine SEC Memorandum Circular No. 8 merely implemented the dispositive portion of the Gamboa Case Decision.

Particularly, for the defense under (h) above, PLDT argued that: (a) the only binding and enforceable part of the Gamboa Case Decision is the dispositive portion, which defined the term "capital" under Section 11, Article XII of the 1987 Constitution as "shares of stock entitled to vote in the election of directors", and such dispositive portion of the Gamboa Case Decision is properly reflected and enforced in Philippine SEC Memorandum Circular No. 8. The Other Gamboa Statements were just "*obiter dicta*" or expressions of opinion which have no precedential value and binding effect; and (b) with respect to the nationality of PLDT Beneficial Trust Fund and BTFHI, the fundamental requirements which needs to be satisfied in order for PLDT Beneficial Trust Fund and BTFHI to be considered Filipino is for PLDT Beneficial Trust Fund's Trustees to be Filipinos and 60% of the Fund will accrue to the benefit of Philippine nationals. This is reflected in Section 3(a) Republic Act No. 7042, as amended, or the Foreign Investment Act, which provides that the term "Philippine national" includes "a trustee of funds for pension or other employee retirement or separation benefits, where the trustee is a Philippine national and at least 60% of the fund will accrue to the benefit of "Philippine nationals". Both requirements are present with respect to the PLDT Beneficial Trust Fund. Consequently, there is no question that PLDT Beneficial Trust Fund and BTFHI are Filipino shareholders for purposes of classifying their 150 million shares of Voting Preferred Stock in PLDT and as a result, more than 60% of PLDT's total voting stock is Filipino-owned. PLDT is thus compliant with the Philippine nationality requirement under Section 11, Article XII of the 1987 Constitution.

In October 2013, The Philippine SEC and Chairperson Teresita Herbosa, represented by the Solicitor General, filed their Consolidated Comment on the Petition and Petition-In-Intervention (dated September 13, 2013), alleging, among others, as follows: (a) Petitioner and Petitioners-In-Intervention do not possess the *LOCUS STANDI* to assail the constitutionality of Philippine SEC Memorandum Circular No. 8; (b) Petitioner and Petitioner-In-Intervention's recourse to a special civil action for certiorari under Rule 65 of the Revised Rules of Court is not the appropriate and proper remedy to assail the validity and constitutionality of Philippine SEC Memorandum Circular No. 8; (c) The instant direct resort to the Honorable Supreme Court violates the doctrine and hierarchy of courts; (d) The respondent Philippine SEC did not abuse its discretion in issuing the assailed Philippine SEC Memorandum Circular No. 8, particularly Section 2 thereof; and (e) Petitioners and Petitioners-In-Intervention's challenge on the alleged ruling of respondent Philippine SEC relative to PLDT's alleged compliance with the capital requirement as stated in the Gamboa Ruling is

premature considering that respondent Philippine SEC has not yet issued a definite ruling on PLDT's compliance with the said capital requirement. As a relief, the Philippine SEC prayed that the Petition and Petition-In-Intervention be dismissed for being procedurally flawed and for lack of merit.

PLDT, through its counsels, filed its Comment on the Petition-In-Intervention on October 22, 2013. PLDT raised identical defenses and arguments in its Comment on the Petition-In-Intervention as that of its Comment on the Petition.

In May 2014, Petitioner and Petitioners-In-Intervention filed their Consolidated Reply with a Motion for the issuance of a TRO to stop the holding by PLDT of its 2014 Annual Stockholders Meeting scheduled on June 10, 2014. On May 22, 2014, PLDT filed its Consolidated Rejoinder and Opposition to the TRO application of petitioners. For the main case, PLDT raised the following arguments: (a) *Res Adjudicata* by conclusiveness of judgment finds no application in this case inasmuch as the requisites thereof, i.e., identity of parties and issues, are absolutely wanting; (b) Petitioners remain unfit to challenge the validity of Philippine SEC Memorandum Circular No. 8 as they lack *Locus Standi*; (c) Petitioners direct recourse to the Supreme Court through a petition for certiorari to assail a quasi-legislative issuance of the Philippine SEC is fatally defective; (d) The absence of a conflict between the body of the decision and resolution in the *Gamboa Case* and its dispositive portion does not make the Honorable Supreme Court's opinion on matters, which were not raised as issues there, relevant or binding; such irrelevant statements remain non-binding *Obiter Dicta*; and (e) To compel the Philippine SEC to investigate BTFHI without impleading it as an indispensable party is a clear violation of BTFHI's constitutional right to due process.

For the TRO application, PLDT argued against the issuance of the TRO as follows: (a) Petitioners have no clear and unmistakable right founded on, or granted by law, or one that is enforceable as a matter of law, as to be entitled to the injunctive relief prayed for; (b) There is no grave and irreparable injury because petitioners are not placed in any better or worse position whether or not the 2014 PLDT Annual Stockholders' Meeting is enjoined; (c) Granting injunctive relief in favor of Petitioners will be a prejudgment of the main case; and (d) PLDT and its stockholders have a clear duty and right in respect of PLDT's 2014 Annual Stockholders' Meeting, and enjoining that meeting will cause greater injury to PLDT's stockholders who will be denied their basic and fundamental right to vote, and to PLDT, which will be prevented from fulfilling its legal duty to conduct its Annual Stockholders' Meeting. The TRO was not issued thus, PLDT was able to hold its 2014 Annual Stockholders' Meeting on June 10, 2014, as scheduled.

On June 11, 2014, PLDT filed a Motion for Leave and Time to File Memorandum praying for a period of 30 days from notice within which to file its Memorandum. The Supreme Court, in a Resolution dated June 25, 2014, granted: (a) PLDT's Motion; and (b) the PSE's Motion to Intervene with Leave of Court and noted PSE's Comment-In-Intervention dated June 16, 2014. In its Comment-In-Intervention, the PSE, through counsel, alleged that it has a legal standing to intervene in the Petition. It alleged the following grounds in support of its prayer for the Supreme Court "to Deny the Petition and Petition-In-Intervention": (a) The *Gamboa Case* ruled that "capital" in Section 11, Article XII of the 1987 Constitution refers only to shares entitled to vote in the election of the Board of Directors of the corporation, and not to the total outstanding capital stock (which includes both voting and non-voting shares); (b) Adopting a new interpretation of Section 11, Article XII of the 1987 Constitution is violative of the policy of conclusiveness of judgment and *stare decisis* and of the State's obligation to maintain a stable and predictable legal framework for foreign investors under international treaties; and (c) Adopting new definition of "capital" will prove disastrous for the Philippine stock market.

On October 2, 2014, PLDT filed a Manifestation and Motion praying that: (a) The Supreme Court direct the PSE to furnish PLDT with copies of its Motion to Intervene with Leave of Court dated June 16, 2014 and Comment-In-Intervention dated June 16, 2014; and (b) PLDT will be given a fresh period of 30 days from receipt thereof to file a Comment on PSE's Comment-In-Intervention and/or its Consolidated Memorandum.

The Supreme Court, in a Resolution dated October 14, 2014, granted PLDT's Manifestation with Motion that: (a) PLDT be furnished with copies of PSE's Motion to Intervene with Leave of Court and Comment-In-Intervention both dated June 16, 2014 and directed the PSE to do so; and (b) PLDT be given a fresh period of 30 days to file a comment thereon or a consolidated memorandum. In compliance with the said Resolution, the PSE furnished PLDT with copies of the PSE's Motion to Intervene with Leave of Court and Comment-In-Intervention which PLDT received on December 4, 2014.

After several Motions for Extension of Time to File Consolidated Memorandum which were granted by the Court, PLDT filed its Consolidated Memorandum on February 10, 2015.

The resolution of the Petition for Certiorari and TRO application remains pending with the Supreme Court.

Other disclosures required by PAS 37 were not provided as it may prejudice our position in on-going claims, litigations and assessments. See *Note 3 – Management's Use of Accounting Judgments, Estimates and Assumptions – Provision for Legal Contingencies and Tax Assessments*.

28. Financial Assets and Liabilities

We have various financial assets such as trade and non-trade receivables, cash and short-term deposits, which arise directly from our operations. Our principal financial liabilities, other than derivatives, comprise of bank loans and overdrafts, finance leases, trade and non-trade payables. The main purpose of these financial liabilities is to finance our operations. We also enter into derivative transactions, primarily principal only-currency swap agreements, currency options, interest rate swaps and forward foreign exchange contracts to manage the currency and interest rate risks arising from our operations and sources of financing. Our accounting policies in relation to derivatives are set out in *Note 2 – Summary of Significant Accounting Policies – Financial Instruments*.

The following table sets forth our consolidated financial assets and financial liabilities as at December 31, 2014 and 2013:

	Loans and receivables	HTM investments	Financial instruments at FVPL	Derivatives used for hedging	Available-for-sale financial investments	Financial liabilities carried at amortized cost	Total financial assets and liabilities
(in million pesos)							
Assets as at December 31, 2014							
Noncurrent:							
Available-for-sale financial investments	-	-	-	-	28,086	-	28,086
Investment in debt securities and other long-term investments – net of current portion	546	414	-	-	-	-	960
Derivative financial assets – net of current portion	-	-	-	94	-	-	94
Advances and other noncurrent assets – net of current portion	2,758	-	-	-	-	-	2,758
Current:							
Cash and cash equivalents	26,659	-	-	-	-	-	26,659
Short-term investments	18	-	625	-	-	-	643
Trade and other receivables	29,151	-	-	-	-	-	29,151
Current portion of derivative financial assets	-	-	-	2	-	-	2
Current portion of investment in debt securities and other long-term investments	-	295	-	-	-	-	295
Current portion of advances and other noncurrent assets	7,953	-	-	-	-	-	7,953
Total assets	67,085	709	625	96	28,086	-	96,601

	Loans and receivables	HTM investments	Financial instruments at FVPL	Derivatives used for hedging	Available-for-sale financial investments	Financial liabilities carried at amortized cost	Total financial assets and liabilities
(in million pesos)							
Liabilities as at December 31, 2014							
Noncurrent:							
Interest-bearing financial liabilities – net of current portion	-	-	-	-	-	115,400	115,400
Derivative financial liabilities – net of current portion	-	-	1,426	34	-	-	1,460
Customers' deposits	-	-	-	-	-	2,438	2,438
Deferred credits and other noncurrent liabilities	-	-	-	-	-	19,643	19,643
Current:							
Accounts payable	-	-	-	-	-	39,416	39,416
Accrued expenses and other current liabilities	-	-	-	-	-	65,981	65,981
Current portion of interest-bearing financial liabilities	-	-	-	-	-	14,729	14,729
Dividends payable	-	-	-	-	-	1,070	1,070
Current portion of derivative financial liabilities	-	-	45	209	-	-	254
Total liabilities	-	-	1,471	243	-	258,677	260,391
Net assets (liabilities)	67,085	709	(846)	(147)	28,086	(258,677)	(163,790)
Assets as at December 31, 2013							
Noncurrent:							
Available-for-sale financial investments	-	-	-	-	220	-	220
Investment in debt securities and other long-term investments – net of current portion	2,172	471	-	-	-	-	2,643
Derivative financial assets – net of current portion	-	-	-	24	-	-	24
Advances and other noncurrent assets – net of current portion	2,285	-	-	-	-	-	2,285
Current:							
Cash and cash equivalents	31,905	-	-	-	-	-	31,905
Short-term investments	127	-	591	-	-	-	718
Trade and other receivables	17,564	-	-	-	-	-	17,564
Current portion of derivative financial assets	-	-	10	-	-	-	10
Current portion of advances and other noncurrent assets	7,987	-	-	-	-	-	7,987
Total assets	62,040	471	601	24	220	-	63,356
Liabilities as at December 31, 2013							
Noncurrent:							
Interest-bearing financial liabilities – net of current portion	-	-	-	-	-	88,930	88,930
Derivative financial liabilities – net of current portion	-	-	1,853	16	-	-	1,869
Customers' deposits	-	-	-	-	-	2,545	2,545
Deferred credits and other noncurrent liabilities	-	-	-	-	-	19,716	19,716
Current:							
Accounts payable	-	-	-	-	-	33,144	33,144
Accrued expenses and other current liabilities	-	-	-	-	-	57,611	57,611
Current portion of interest-bearing financial liabilities	-	-	-	-	-	15,171	15,171
Dividends payable	-	-	-	-	-	932	932
Current portion of derivative financial liabilities	-	-	65	40	-	-	105
Total liabilities	-	-	1,918	56	-	218,049	220,023
Net assets (liabilities)	62,040	471	(1,317)	(32)	220	(218,049)	(156,667)

The following table sets forth our consolidated carrying values and estimated fair values of our financial assets and liabilities recognized as at December 31, 2014 and 2013 other than those whose carrying amounts are reasonable approximations of fair values:

	Carrying Value		Fair Value	
	2014	2013	2014	2013
	(in million pesos)			
Noncurrent Financial Assets				
Investment in debt securities and other long-term investments	960	2,643	969	2,668
Advances and other noncurrent assets	2,758	2,285	2,346	2,043
Total	3,718	4,928	3,315	4,711
Noncurrent Financial Liabilities				
<i>Interest-bearing financial liabilities:</i>				
Long-term debt	115,399	88,924	118,944	93,165
Obligations under finance leases	1	6	1	6
Customers' deposits	2,438	2,545	1,902	2,044
Deferred credits and other noncurrent liabilities	19,643	19,716	18,360	18,696
Total	137,481	111,191	139,207	113,911

The following table sets forth our consolidated offsetting of financial assets and liabilities recognized as at December 31, 2014 and 2013:

	Gross amounts of recognized financial assets and liabilities	Gross amounts of recognized financial assets and liabilities set-off in the statement of financial position	Net amount presented in the statement of financial position
	(in million pesos)		
December 31, 2014			
Noncurrent Financial Assets			
<i>Derivative financial instruments</i>			
Interest rate swap – net of current portion	1,224	1,130	94
Current Financial Assets			
<i>Trade and other receivables</i>			
Foreign administrations	11,240	3,368	7,872
Corporate subscribers			
Domestic carriers	8,233	7,503	730
<i>Derivative financial instruments</i>			
Current portion of interest rate swap	183	181	2
Total	20,880	12,182	8,698
Noncurrent Financial Liabilities			
<i>Derivative financial instruments</i>			
Interest rate swap – net of current portion	1,206	1,148	58
Current Financial Liabilities			
<i>Accounts payable</i>			
Suppliers and contractors	35,886	29	35,857
Carriers and other customers	5,212	2,413	2,799
<i>Derivative financial instruments</i>			
Current portion of interest rate swap	397	143	254
Total	42,701	3,733	38,968

	Gross amounts of recognized financial assets and liabilities	Gross amounts of recognized financial assets and liabilities set-off in the statement of financial position	Net amount presented in the statement of financial position
(in million pesos)			
December 31, 2013			
Noncurrent Financial Assets			
<i>Derivative financial instruments</i>			
Interest rate swap – net of current portion	180	156	24
Current Financial Assets			
<i>Trade and other receivables</i>			
Foreign administrations	7,554	1,833	5,721
Corporate subscribers	2,162	107	2,055
Domestic carriers	6,348	4,967	1,381
<i>Derivative financial instruments</i>			
Current portion of interest rate swap	73	73	–
Total	16,317	7,136	9,181
Noncurrent Financial Liabilities			
<i>Derivative financial instruments</i>			
Interest rate swap – net of current portion	246	165	81
Current Financial Liabilities			
<i>Accounts payable</i>			
Suppliers and contractors	29,911	112	29,799
Carriers and other customers	4,846	2,582	2,264
<i>Derivative financial instruments</i>			
Current portion of interest rate swap	173	68	105
Total	35,176	2,927	32,249

There were no financial instruments subject to an enforceable master netting arrangement that were not set-off in our consolidated statement of financial position.

Below are the list of our consolidated financial assets and liabilities carried at fair value that are classified using a fair value hierarchy as required for our complete sets of consolidated financial statements as at December 31, 2014 and 2013. This classification provides a reasonable basis to illustrate the nature and extent of risks associated with those financial statements.

	2014			2013		
	Level 1 ⁽¹⁾	Level 2 ⁽²⁾	Total	Level 1 ⁽¹⁾	Level 2 ⁽²⁾	Total
(in million pesos)						
Noncurrent Financial Assets						
Available-for-sale financial investments –						
Listed equity securities	27,955	–	27,955	97	–	97
Derivative financial assets – net of current portion	–	94	94	–	24	24
Current Financial Assets						
Short-term investments	–	625	625	–	591	591
Current portion of derivative financial assets	–	2	2	–	10	10
Total	27,955	721	28,676	97	625	722
Noncurrent Financial Liabilities						
Derivative financial liabilities	–	1,460	1,460	–	1,869	1,869
Current Financial Liabilities						
Derivative financial liabilities	–	254	254	–	105	105
Total	–	1,714	1,714	–	1,974	1,974

⁽¹⁾ Fair values determined using observable market inputs that reflect quoted prices in active markets for identical assets or liabilities.

⁽²⁾ Fair values determined using inputs other than quoted market prices that are either directly or indirectly observable for the assets or liabilities.

As at December 31, 2014 and 2013, we have no financial instruments measured at fair values using inputs that are not based on observable market data (Level 3). As at December 31, 2014 and 2013, there were no transfers into and out of Level 3 fair value measurements.

As at December 31, 2014 and 2013, there were no transfers between Level 1 and Level 2 fair value measurements.

The following methods and assumptions were used to estimate the fair value of each class of financial instrument for which it is practicable to estimate such value:

Long-term financial assets and liabilities:

Fair value is based on the following:

Type	Fair Value Assumptions	Fair Value Hierarchy
Noncurrent portion of advances and other noncurrent assets	Estimated fair value is based on the discounted values of future cash flows using the applicable zero coupon rates plus counterparties' credit spread.	Level 3
Fixed Rate Loans: U.S. dollar notes	Quoted market price.	Level 1
Investment in debt securities	Fair values were determined using quoted prices. For non-quoted securities, fair values were determined using discounted cash flow based on market observable rates.	Level 1 Level 2
Other loans in all other currencies	Estimated fair value is based on the discounted value of future cash flows using the applicable Commercial Interest Reference Rate and PDST-F rates for similar types of loans plus PLDT's credit spread.	Level 3
Variable Rate Loans	The carrying value approximates fair value because of recent and regular repricing based on market conditions.	Level 2
Customers' deposits and deferred credits and other noncurrent liabilities	Estimated fair value is based on the discounted values of future cash flows using the applicable zero coupon rates plus PLDT's credit spread.	Level 3

Derivative Financial Instruments:

Forward foreign exchange contracts, foreign currency swaps and interest rate swaps: The fair values were computed as the present value of estimated future cash flows using market U.S. dollar and Philippine peso interest rates as at valuation date.

Equity forward sale contract: The fair values were adjusted as the present value of estimated future cash flows using equity prices and Philippine peso interest rates as at valuation date.

The valuation techniques considered various inputs including the credit quality of counterparties.

Available-for-sale financial investments: Fair values of available-for-sale financial investments, which consist of proprietary listed shares, were determined using quoted prices. For investment where there is no active market, investments are carried at cost less any accumulated impairment losses.

Due to the short-term nature of the transactions, the fair value of cash and cash equivalents, short-term investments, trade and other receivables, accounts payable, accrued expenses and other current liabilities and dividends payable approximate their carrying values as at the end of the reporting period.

Derivative Financial Instruments

Our derivative financial instruments are accounted for as either cash flow hedges or transactions not designated as hedges. Cash flow hedges refer to those transactions that hedge our exposure to variability in cash flows attributable to a particular risk associated with a recognized financial asset or liability and exposures arising from forecast transactions. Changes in the fair value of these instruments representing effective hedges are recognized directly in other comprehensive income until the hedged item is recognized in our consolidated income statement. For transactions that are not designated as hedges, any gains or losses arising from the changes in fair value are recognized directly to income for the year. Interest rate swap agreements were designated as cash flow hedges by PLDT and Smart as at December 31, 2014 and 2013.

As at December 31, 2014 and 2013, we take into account the counterparties' credit risks (for derivative assets) or our own non-performance risk (for derivative liabilities) and includes a credit valuation adjustment or debit value adjustment, as appropriate by assessing the maximum credit exposure and taking into account market-based inputs concerning probabilities of default and loss given default. The changes in counterparty credit risk had no material effect on the hedge effectiveness assessment for derivatives designated in hedge relationships and other financial instruments recognized at fair value.

The table below sets out the information about our consolidated derivative financial instruments as at December 31, 2014 and 2013:

	Maturity	2014		2013	
		Notional	Mark-to-market Gains (Losses)	Notional	Mark-to-market Gains (Losses)
(in millions)					
Transactions not designated as hedges:					
<i>PLDT</i>					
Long-term currency swaps	2017	US\$202	(Php1,402)	US\$202	(Php1,788)
Short-term currency swaps	2014	-	-	6	4
<i>DMPI</i>					
Interest rate swaps	2017	31	(69)	44	(130)
<i>PGIH</i>					
Short-term currency swaps	2014	-	-	10	6
			(1,471)		(1,908)
Transactions designated as hedges:					
Cash flow hedges:					
<i>PLDT</i>					
Interest rate swaps	2018	93	9	120	11
	2020	150	(80)	-	-
<i>Smart</i>					
Interest rate swaps	2016	47	(5)	75	(11)
	2017	28	(2)	39	(6)
	2018	105	(19)	40	(26)
	2019	115	(50)	-	-
			(147)		(32)
Net liabilities			(Php1,618)		(Php1,940)

	2014	2013
	(in million pesos)	
Presented as:		
Noncurrent assets	94	24
Current assets	2	10
Noncurrent liabilities	(1,460)	(1,869)
Current liabilities	(254)	(105)
Net liabilities	(1,618)	(1,940)

Movements of our consolidated mark-to-market losses for the years ended December 31, 2014 and 2013 are summarized as follows:

	2014	2013
	(in million pesos)	
Net mark-to-market losses at beginning of the year	(1,940)	(3,220)
Settlements, accretions and conversions	243	156
Gains on derivative financial instruments (Note 4)	208	816
Effective portion recognized in the profit or loss for the cash flow hedges	(35)	387
Net fair value gains on cash flow hedges charged to other comprehensive income	(94)	(67)
Interest expense	-	(12)
Net mark-to-market losses at end of the year	(1,618)	(1,940)

Our consolidated analysis of gains (losses) on derivative financial instruments for the years ended December 31, 2014 and 2013 are as follows:

	2014	2013
	(in million pesos)	
Gains on derivative financial instruments (Note 4)	208	816
Hedge costs	(309)	(305)
Net gains (losses) on derivative financial instruments	(101)	511

PLDT

Due to the amounts of PLDT's foreign currency hedging requirements and the large interest differential between the Philippine peso and the U.S. dollar, the costs to book long-term hedges can be significant. In order to manage such hedging costs, PLDT utilizes structures that include currency option contracts, and fixed-to-floating coupon-only swaps that may not qualify for hedge accounting.

Long-term Currency Swaps

PLDT has entered into a long-term principal only-currency swap agreements with various foreign counterparties to hedge the currency risk on its fixed rate notes maturing in 2012 and 2017. Under the swaps, PLDT effectively exchanges the principal of its U.S. dollar-denominated fixed rate notes into Philippine peso-denominated loan exposures at agreed swap exchange rates. The agreed swap exchange rates are reset to the lowest U.S. dollar/Philippine peso spot exchange rate during the term of the swaps, subject to a minimum exchange rate. The outstanding swap contracts have an agreed average swap exchange rates of Php49.85 for the years ended December 31, 2014 and 2013. The semi-annual fixed or floating swap cost payments that PLDT is required to make to its counterparties averaged about 3.42% per annum for the years ended December 31, 2014 and 2013.

The long-term currency swaps that we entered to hedge the 2012 fixed rate notes with a total notional amount of US\$100 million matured on May 15, 2012, with a total cash settlement of Php941 million. On various dates from August to November 2012, the long-term principal only-currency swap agreements maturing in 2017 were partially terminated, with a total aggregate settlement of Php256 million. As a result of these unwinding transactions, the total notional amount of US\$300 million of the long-term currency swaps that we entered to hedge the 2017 fixed rate notes was reduced to US\$202 million with mark-to-market losses of Php1,402 million and Php1,788 million as at December 31, 2014 and 2013, respectively. See *Note 21 – Interest-bearing Financial Liabilities – Long-term Debt*.

Short-term Currency Swaps

PLDT also entered into a short-term currency swap contracts to generate short-term peso liquidity while preserving U.S. dollar receipts for purposes of enhancing yields on our excess funds. The total outstanding swaps amounted to US\$6 million with U.S. dollar forward purchase leg booked at an average exchange rate of Php43.79 resulting to mark-to-market gains of Php4 million as at December 31, 2013. The spot leg of these swaps were sold at an average exchange rate of Php43.84. There were no outstanding short-term currency swap contracts as at December 31, 2014.

Interest Rate Swaps

On May 17, 2013, PLDT entered into a five-year interest rate swap agreement with a total notional amount of US\$40 million to hedge its interest rate exposure on a portion of the outstanding balance of the US\$300 million Loan Facility maturing in January 2018 into fixed interest rate. Under this agreement, PLDT is entitled to receive a floating rate of equivalent to the three-month US\$ LIBOR rate plus a margin at the end of each Calculation Period (comprising of successive periods of three months commencing on June 6, 2013) and in exchange, will pay a fixed rate of 1.945%. The outstanding notional amounts under this agreement amounted to US\$31 million and US\$40 million with mark-to-market gains of Php9 million and Php13 million as at December 31, 2014 and 2013, respectively. See *Note 21 – Interest-bearing Financial Liabilities – Long-term Debt*.

On June 26, 2013, PLDT entered into a five-year interest rate swap agreement with a total notional amount of US\$40 million to hedge its interest rate exposure on a portion of the outstanding balance of the US\$300 million Loan Facility maturing in January 2018 into fixed interest rate. Under this agreement, PLDT is entitled to receive a floating rate of equivalent to the three-month US\$ LIBOR rate plus a margin at the end of each Calculation Period (comprising of successive periods of three months commencing on September 6, 2013) and in exchange, will pay a fixed rate of 2.385%. The outstanding notional amounts under this agreement amounted to US\$31 million and US\$40 million with mark-to-market losses of Php2 million and Php4 million as at December 31, 2014 and 2013, respectively. See *Note 21 – Interest-bearing Financial Liabilities – Long-term Debt*.

On July 19, 2013, PLDT entered into a five-year interest rate swap agreement with a total notional amount of US\$40 million to hedge its interest rate exposure on a portion of the outstanding balance of the US\$300 million Loan Facility maturing in January 2018 into fixed interest rate. Under this agreement, PLDT is entitled to receive a floating rate of equivalent to the three-month US\$ LIBOR rate plus a margin at the end of each Calculation Period (comprising of successive periods of three months commencing on September 6, 2013) and in exchange, will pay a fixed rate of 2.25%. The outstanding notional amounts under this agreement amounted to US\$31 million and US\$40 million with mark-to-market gains of Php2 million and Php2 million as at December 31, 2014 and 2013, respectively. See *Note 21 – Interest-bearing Financial Liabilities – Long-term Debt*.

On August 14, 2014, PLDT entered into a six-year interest rate swap agreement with a total notional amount of US\$50 million to hedge its interest rate exposure on a portion of the outstanding balance of the US\$100 million Loan Facility maturing in August 2020 into fixed interest rate. Under this agreement, PLDT is entitled to receive a floating rate of equivalent to the three-month US\$ LIBOR rate plus a margin at the end of each Calculation Period (comprising of successive periods of three months commencing on November 12, 2014) and in exchange, will pay a fixed rate of 3.46%. The outstanding notional amounts under this agreement amounted to US\$50 million with mark-to-market losses of Php25 million as at December 31, 2014. See *Note 21 – Interest-bearing Financial Liabilities – Long-term Debt*.

On August 20, 2014, PLDT entered into a six-year interest rate swap agreement with a total notional amount of US\$50 million to hedge its interest rate exposure on a portion of the outstanding balance of the US\$100 million Loan Facility maturing in August 2020 into fixed interest rate. Under this agreement, PLDT is entitled to receive a floating rate of equivalent to the three-month US\$ LIBOR rate plus a margin at the end of each Calculation Period (comprising of successive periods of three months commencing on November 12, 2014) and in exchange, will pay a fixed rate of 3.455%. The outstanding notional amounts under this agreement amounted to US\$50 million with mark-to-market losses of Php25 million as at December 31, 2014. See *Note 21 – Interest-bearing Financial Liabilities – Long-term Debt*.

On September 4, 2014, PLDT entered into a six-year interest rate swap agreement with a total notional amount of US\$25 million to hedge its interest rate exposure on a portion of the outstanding balance of the US\$50 million Loan Facility maturing in September 2020 into fixed interest rate. Under this agreement, PLDT is entitled to receive a floating rate of equivalent to the three-month US\$ LIBOR rate plus a margin at the end of each Calculation Period (comprising of successive periods of three months commencing on December 2, 2014) and in exchange, will pay a fixed rate of 3.455%. The outstanding notional amounts under this agreement amounted to US\$25 million with mark-to-market losses of Php14 million as at December 31, 2014. See *Note 21 – Interest-bearing Financial Liabilities – Long-term Debt*.

On September 5, 2014, PLDT entered into a six-year interest rate swap agreement with a total notional amount of US\$25 million to hedge its interest rate exposure on a portion of the outstanding balance of the US\$50 million Loan Facility maturing in September 2020 into fixed interest rate. Under this agreement, PLDT is entitled to receive a floating rate of equivalent to the three-month US\$ LIBOR rate plus a margin at the end of each Calculation Period (comprising of successive periods of three months commencing on December 2, 2014) and in exchange, will pay a fixed rate of 3.49%. The outstanding notional amounts under this agreement amounted to US\$25 million with mark-to-market losses of Php16 million as at December 31, 2014. See *Note 21 – Interest-bearing Financial Liabilities – Long-term Debt*.

The interest rate swap agreements were designated as cash flow hedges, wherein effective portion of the movements in the fair value is recognized in our consolidated other comprehensive income while any ineffective portion is recognized immediately in our consolidated income statement. The mark-to-market gains/losses of the interest rate swaps with aggregate notional amounts of US\$243 million and US\$120 million amounted to losses of Php71 million and gains of Php11 million as at December 31, 2014 and 2013, respectively. The mark-to-market losses amounting to Php51 million and gains of Php14 million was recognized in our consolidated other comprehensive income as at December 31, 2014 and 2013, respectively. Interest accrual on the interest swap amounting to Php20 million and Php3 million were recorded as at December 31, 2014 and 2013, respectively. The ineffective portion in the fair value of the instruments amounting to Php0.2 million and nil was recognized in our consolidated income statement for the years ended December 31, 2014 and 2013, respectively.

On January 14, 2015, PLDT entered into a three-year interest rate swap agreement with a total notional amount of US\$50 million to hedge its interest rate exposure on a portion of the outstanding balance of the US\$300 million Loan Facility maturing in January 2018 into fixed interest rate. Under this agreement, PLDT is entitled to receive a floating rate of equivalent to the three-month US\$ LIBOR rate plus a margin at the end of each Calculation Period (comprising of successive periods of three months commencing on January 20, 2015) and in exchange, will pay a fixed rate of 2.16%. See *Note 21 – Interest-bearing Financial Liabilities – Long-term Debt*.

On January 14, 2015, PLDT entered into a three-year interest rate swap agreement with a total notional amount of US\$50 million to hedge its interest rate exposure on a portion of the outstanding balance of the US\$300 million Loan Facility maturing in January 2018 into fixed interest rate. Under this agreement, PLDT is entitled to receive a floating rate of equivalent to the three-month US\$ LIBOR rate plus a margin at the end of each Calculation Period (comprising of successive periods of three months commencing on January 20, 2015) and in exchange, will pay a fixed rate of 2.15%. See *Note 21 – Interest-bearing Financial Liabilities – Long-term Debt*.

On January 23, 2015, PLDT entered into a two-year interest rate swap agreement with a total notional amount of US\$30 million to hedge its interest rate exposure on a portion of the outstanding balance of the US\$150 million Loan Facility maturing in March 2017 into fixed interest rate. Under this agreement, PLDT is entitled to receive a floating rate of equivalent to the three-month US\$ LIBOR rate plus a margin at the end of each Calculation Period (comprising of successive periods of three months commencing on March 10, 2015) and in exchange, will pay a fixed rate of 2.11%. See *Note 21 – Interest-bearing Financial Liabilities – Long-term Debt*.

On February 2, 2015, PLDT entered into a three-year interest rate swap agreement with a total notional amount of US\$20 million to hedge its interest rate exposure on a portion of the outstanding balance of the US\$300 million Loan Facility maturing in January 2018 into fixed interest rate. Under this agreement, PLDT is entitled to receive a floating rate of equivalent to the three-month US\$ LIBOR rate plus a margin at the end of each Calculation Period (comprising of successive periods of three months commencing on April 16, 2015) and in exchange, will pay a fixed rate of 2.14%. See *Note 21 – Interest-bearing Financial Liabilities – Long-term Debt*.

DMPI

On October 7, 2008, DMPI entered into an eight-year interest rate swap agreement with a total notional amount of US\$54.1 million to hedge its interest rate exposure on the US\$59.2 million Loan Facility maturing in March 2017 into fixed interest rate. Under this agreement, DMPI is entitled to receive a floating rate of equivalent to the US\$ LIBOR rate as at the last Calculation Date and in exchange, will pay a fixed rate of 3.88%. The outstanding notional amounts under this agreement amounted to US\$17 million and US\$24 million with mark-to-market losses of the interest rate swap of Php37 million and Php70 million as at December 31, 2014 and 2013, respectively. See *Note 21 – Interest-bearing Financial Liabilities – Long-term Debt*.

On October 7, 2008, DMPI entered into an eight-year interest rate swap agreement with a total notional amount of US\$46.5 million to hedge its interest rate exposure on the US\$51.2 million Loan Facility maturing in June 2017 into fixed interest rate. Under this agreement, DMPI is entitled to receive a floating rate of equivalent to the US\$ LIBOR rate as at the last Calculation Date and in exchange, will pay a fixed rate of 3.97%. The outstanding notional amounts under this agreement amounted to US\$14 million and US\$20 million with mark-to-market losses of the interest rate swap of Php32 million and Php60 million as at December 31, 2014 and 2013, respectively. See *Note 21 – Interest-bearing Financial Liabilities – Long-term Debt*.

The mark-to-market losses of the interest rate swaps with aggregate notional amounts of US\$31 million and US\$44 million amounted to Php69 million and Php130 million as at December 31, 2014 and 2013, respectively.

PGIH

In November 2013, PGIH entered into a short-term currency swap contracts to generate short-term peso liquidity while preserving U.S. dollar cash for purposes of enhancing yields on the excess funds. The total outstanding swaps amounted to US\$10 million with U.S. dollar forward purchase leg booked at an average exchange rate of Php43.78 resulting to mark-to-market gains of Php6 million as at December 31, 2013. The spot leg of these swaps were sold at an average exchange rate of Php43.83. There were no outstanding short-term currency swap contracts as at December 31, 2014.

Smart

On May 8, 2013, Smart entered into a three-year interest rate swap agreement with a total notional amount of US\$45 million to hedge its interest rate exposure on the outstanding balance of the US\$60 million Loan Facility maturing in June 2016 into fixed interest rate. Under this agreement, Smart is entitled to receive a floating rate of equivalent to the six-month US\$ LIBOR rate plus a margin at the end of each Calculation Period (comprising of successive periods of six months commencing on December 6, 2013) and in exchange, will pay a fixed rate of 1.527%. The outstanding notional amounts under this agreement amounted to US\$22 million and US\$37 million with mark-to-market losses of Php2 million and Php5 million as at December 31, 2014 and 2013, respectively. See *Note 21 – Interest-bearing Financial Liabilities – Long-term Debt*.

On May 9, 2013, Smart entered into a three-year interest rate swap agreement with a total notional amount of US\$38 million to hedge its interest rate exposure on the outstanding balance of the US\$50 million Loan Facility maturing in August 2016 into fixed interest rate. Under this agreement, Smart is entitled to receive a floating rate of equivalent to the six-month US\$ LIBOR rate plus a margin at the end of each Calculation Period (comprising of successive periods of six months commencing on February 19, 2014) and in exchange, will pay a fixed rate of 1.4275%. The outstanding notional amounts under this agreement amounted to US\$25 million and US\$38 million with mark-to-market losses of Php3 million and Php6 million as at December 31, 2014 and 2013, respectively. See *Note 21 – Interest-bearing Financial Liabilities – Long-term Debt*.

On May 16, 2013, Smart entered into a four-year interest rate swap agreement with a total notional amount of US\$44 million to hedge its interest rate exposure on the outstanding balance of the US\$50 million Loan Facility maturing in May 2017 into fixed interest rate. Under this agreement, Smart is entitled to receive a floating rate of equivalent to the six-month US\$ LIBOR rate plus a margin at the end of each Calculation Period (comprising of successive periods of six months commencing on November 29, 2013) and in exchange, will pay a fixed rate of 1.77%. The outstanding notional amounts under this agreement amounted to US\$28 million and US\$39 million with mark-to-market losses of Php2 million and Php6 million as at December 31, 2014 and 2013, respectively. See *Note 21 – Interest-bearing Financial Liabilities – Long-term Debt*.

On July 18, 2013, Smart entered into a five-year interest rate swap agreement with a total notional amount of US\$40 million to hedge its interest rate exposure on a portion of the outstanding balance of the US\$120 million Loan Facility maturing in June 2018 into fixed interest rate. Under this agreement, Smart is entitled to receive a floating rate of equivalent to the six-month US\$ LIBOR rate plus a margin at the end of each Calculation Period (comprising of successive periods of six months commencing on March 25, 2014) and in exchange, will pay a fixed rate of 2.36%. The outstanding notional amounts under this agreement each amounted to US\$35 million and US\$40 million with mark-to-market losses of Php11 million and Php26 million as at December 31, 2014 and 2013, respectively. See *Note 21 – Interest-bearing Financial Liabilities – Long-term Debt*.

On August 14, 2014, Smart entered into a five-year interest rate swap agreement with a total notional amount of US\$65 million to hedge its interest rate exposure on a portion of the US\$100 million Loan Facility maturing in March 2019 into fixed interest rate. Under this agreement, Smart is entitled to receive a floating rate of equivalent to the six-month US\$ LIBOR rate plus a margin at the end of each Calculation Period (comprising of successive periods of six months commencing on March 9, 2015) and in exchange, will pay a fixed rate of 2.225%. The outstanding notional amount under this agreement amounted to US\$65 million with mark-to-market losses of Php27 million as at December 31, 2014. See *Note 21 – Interest-bearing Financial Liabilities – Long-term Debt*.

On October 2, 2014, Smart entered into a four-year interest rate swap agreement with a total notional amount of US\$50 million to hedge its interest rate exposure on the US\$50 million Loan Facility maturing in May 2019 into fixed interest rate. Under this agreement, Smart is entitled to receive a floating rate of equivalent to the six-month US\$ LIBOR rate plus a margin at the end of each Calculation Period (comprising of successive periods of six months commencing on May 14, 2015) and in exchange, will pay a fixed rate of 2.58%. The outstanding notional amount under this agreement amounted to US\$50 million with mark-to-market losses of Php23 million as at December 31, 2014. See *Note 21 – Interest-bearing Financial Liabilities – Long-term Debt*.

On October 16, 2014, Smart entered into a three-year interest rate swap agreement with a total notional amount of US\$25 million to hedge its interest rate exposure on a portion of the outstanding balance of the US\$120 million Loan Facility maturing in June 2018 into fixed interest rate. Under this agreement, Smart is entitled to receive a floating rate of equivalent to the six-month US\$ LIBOR rate plus a margin at the end of each Calculation Period (comprising of successive periods of six months commencing on June 22, 2015) and in exchange, will pay a fixed rate of 2.155%. The outstanding notional amount under this agreement amounted to US\$25 million with mark-to-market losses of Php3 million as at December 31, 2014. See *Note 21 – Interest-bearing Financial Liabilities – Long-term Debt*.

On October 16, 2014, Smart entered into a three-year interest rate swap agreement with a total notional amount of US\$25 million to hedge its interest rate exposure on a portion of the outstanding balance of the US\$120 million Loan Facility maturing in June 2018 into fixed interest rate. Under this agreement, Smart is entitled to receive a floating rate of equivalent to the six-month US\$ LIBOR rate plus a margin at the end of each Calculation Period (comprising of successive periods of six months commencing on June 22, 2015) and in exchange, will pay a fixed rate of 2.142%. The outstanding notional amount under this agreement amounted to US\$25 million with mark-to-market losses of Php3 million as at December 31, 2014. See *Note 21 – Interest-bearing Financial Liabilities – Long-term Debt*.

On October 16, 2014, Smart entered into a three-year interest rate swap agreement with a total notional amount of US\$20 million to hedge its interest rate exposure on a portion of the outstanding balance of the US\$120 million Loan Facility maturing in June 2018 into fixed interest rate. Under this agreement, Smart is entitled to receive a floating rate of equivalent to the six-month US\$ LIBOR rate plus a margin at the end of each Calculation Period (comprising of successive periods of six months commencing on June 22, 2015) and in exchange, will pay a fixed rate of 2.135%. The outstanding notional amount under this agreement amounted to US\$20 million with mark-to-market losses of Php2 million as at December 31, 2014. See *Note 21 – Interest-bearing Financial Liabilities – Long-term Debt*.

The interest rate swap agreements were designated as cash flow hedges, wherein the effective portion of the movements in fair value is recognized in our consolidated other comprehensive income while any ineffective portion is recognized immediately in our consolidated income statement. The mark-to-market losses of the interest rate swaps with aggregate notional amounts of US\$295 million and US\$154 million amounted to Php76 million and Php43 million as at December 31, 2014 and 2013, respectively. The mark-to-market losses amounting to Php66 million and Php37 million was recognized in our consolidated other comprehensive income as at December 31, 2014 and 2013, respectively. Interest accrual on the interest swap amounting to Php10 million and Php6 million were recorded as at December 31, 2014 and 2013, respectively. There were no ineffective portion in the fair value instruments recognized in our consolidated income statement for the years ended December 31, 2014 and 2013.

On January 7, 2015, Smart entered into a four-year interest rate swap agreement with a total notional amount of US\$20 million to hedge its interest rate exposure on a portion of the outstanding balance of the US\$100 million Loan Facility maturing in March 2019 into fixed interest rate. Under this agreement, Smart is entitled to receive a floating rate of equivalent to the six-month US\$ LIBOR rate plus a margin at the end of each Calculation Period (comprising of successive periods of six months commencing on September 7, 2015) and in exchange, will pay a fixed rate of 2.2425%. See *Note 21 – Interest-bearing Financial Liabilities – Long-term Debt*.

Financial Risk Management Objectives and Policies

The main risks arising from our financial instruments are liquidity risk, foreign currency exchange risk, interest rate risk and credit risk. The importance of managing those risks has significantly increased in light of the considerable change and volatility in both the Philippine and international financial markets. Our Board of Directors reviews and approves policies for managing each of these risks. Our policies for managing these risks are summarized below. We also monitor the market price risk arising from all financial instruments.

Liquidity Risk

Our exposure to liquidity risk refers to the risk that our financial requirements, working capital requirements and planned capital expenditures are not met.

We manage our liquidity profile to be able to finance our operations and capital expenditures, service our maturing debts and meet our other financial obligations. To cover our financing requirements, we use internally generated funds and proceeds from debt and equity issues and sales of certain assets.

As part of our liquidity risk management program, we regularly evaluate our projected and actual cash flows, including our loan maturity profiles, and continuously assess conditions in the financial markets for opportunities to pursue fund-raising initiatives. These activities may include bank loans, export credit agency-guaranteed facilities, debt capital and equity market issues.

Any excess funds are primarily invested in short-term and principal-protected bank products that provide flexibility of withdrawing the funds anytime. We also allocate a portion of our cash in longer tenor investments such as fixed income securities issued or guaranteed by the Republic of the Philippines, and Philippine banks and corporates, managed funds and other structured products linked to the Republic of the Philippines. We regularly evaluate available financial products and monitor market conditions for opportunities to enhance yields at acceptable risk levels. Our investments are also subject to certain restrictions contained in our debt covenants. Our funding arrangements are designed to keep an appropriate balance between equity and debt and to provide financing flexibility while enhancing our businesses.

Our cash position remains strong and more than sufficient to support our capital expenditure requirements and service our debt and financing obligations as a consequence of higher cash from operations following more rational competition for the wireless business and the expected growth in data revenues. Furthermore, we can easily tap bank credit facilities to settle obligations, as necessary. We have cash and cash equivalents, and short-term investments amounting to Php26,659 million and Php643 million, respectively, as at December 31, 2014, which we can use to meet our short-term liquidity needs. See *Note 16 – Cash and Cash Equivalents*.

The following table discloses a summary of maturity profile of our financial assets based on our consolidated undiscounted claims outstanding as at December 31, 2014 and 2013:

	Total	Less than 1 year	1-3 years	3-5 years	More than 5 years
	(in million pesos)				
December 31, 2014					
<i>Loans and receivables:</i>	76,041	72,536	1,303	1,086	1,116
Advances and other noncurrent assets	10,912	7,953	1,070	773	1,116
Cash equivalents	19,843	19,843	-	-	-
Short-term investments	18	18	-	-	-
Investment in debt securities and other long-term investments	546	-	233	313	-
Retail subscribers	17,053	17,053	-	-	-
Foreign administrations	8,420	8,420	-	-	-
Corporate subscribers	7,941	7,941	-	-	-
Domestic carriers	823	823	-	-	-
Dealers, agents and others	10,485	10,485	-	-	-
<i>HTM investments:</i>	709	295	264	-	150
Investment in debt securities and other long-term investments	709	295	264	-	150
<i>Financial instruments at FVPL:</i>	625	625	-	-	-
Short-term investments	625	625	-	-	-
<i>Available-for-sale financial investments</i>	28,086	-	-	-	28,086
Total	105,461	73,456	1,567	1,086	29,352
December 31, 2013					
<i>Loans and receivables:</i>	70,738	66,169	2,819	1,608	142
Advances and other noncurrent assets	10,384	7,987	958	1,297	142
Cash equivalents	25,967	25,967	-	-	-
Short-term investments	127	127	-	-	-
Investment in debt securities and other long-term investments	2,172	-	1,861	311	-
Retail subscribers	12,563	12,563	-	-	-
Corporate subscribers	7,904	7,904	-	-	-
Foreign administrations	5,840	5,840	-	-	-
Domestic carriers	1,461	1,461	-	-	-
Dealers, agents and others	4,320	4,320	-	-	-
<i>HTM investments:</i>	471	-	-	321	150
Investment in debt securities and other long-term investments	471	-	-	321	150
<i>Financial instruments at FVPL:</i>	591	591	-	-	-
Short-term investments	591	591	-	-	-
<i>Available-for-sale financial investments</i>	220	-	-	-	220
Total	72,020	66,760	2,819	1,929	512

The following table discloses a summary of maturity profile of our financial liabilities based on our consolidated contractual undiscounted obligations outstanding as at December 31, 2014 and 2013:

	Payments Due by Period				
	Total	Less than 1 year	1-3 years	3-5 years	More than 5 years
(in million pesos)					
December 31, 2014					
<i>Debt</i> ⁽¹⁾ :	157,607	575	71,798	27,100	58,134
Principal	130,634	377	57,918	21,107	51,232
Interest	26,973	198	13,880	5,993	6,902
<i>Lease obligations</i> :	18,190	9,446	4,302	2,132	2,310
Operating lease	18,184	9,446	4,296	2,132	2,310
Finance lease	6	–	6	–	–
<i>Unconditional purchase obligations</i> ⁽²⁾	211	72	45	45	49
<i>Other obligations</i> :	122,486	98,452	17,073	5,160	1,801
Derivative financial liabilities ⁽³⁾ :	2,057	131	1,926	–	–
Long-term currency swap	1,712	–	1,712	–	–
Interest rate swap	345	131	214	–	–
Various trade and other obligations:	120,429	98,321	15,147	5,160	1,801
Suppliers and contractors	55,288	35,857	14,356	5,075	–
Utilities and related expenses	35,049	35,021	6	5	17
Employee benefits	8,234	8,234	–	–	–
Liability from redemption of preferred shares	7,922	7,922	–	–	–
Carriers and other customers	2,799	2,799	–	–	–
Customers' deposits	2,438	–	574	80	1,784
Dividends	1,070	1,070	–	–	–
Others	7,629	7,418	211	–	–
Total contractual obligations	298,494	108,545	93,218	34,437	62,294
December 31, 2013					
<i>Debt</i> ⁽¹⁾ :	123,623	2,774	48,824	35,908	36,117
Principal	104,472	2,576	37,822	31,549	32,525
Interest	19,151	198	11,002	4,359	3,592
<i>Lease obligations</i> :	14,574	7,711	3,198	2,016	1,649
Operating lease	14,562	7,710	3,187	2,016	1,649
Finance lease	12	1	11	–	–
<i>Unconditional purchase obligations</i> ⁽²⁾	231	66	44	44	77
<i>Other obligations</i> :	109,405	84,869	14,841	7,627	2,068
Derivative financial liabilities ⁽³⁾ :	2,274	92	923	1,259	–
Long-term currency swap	2,086	–	833	1,253	–
Interest rate swap	188	92	90	6	–
Various trade and other obligations:	107,131	84,777	13,918	6,368	2,068
Suppliers and contractors	49,314	29,799	13,183	6,332	–
Utilities and related expenses	31,576	31,483	68	5	20
Liability from redemption of preferred shares	7,952	7,952	–	–	–
Employee benefits	5,350	5,350	–	–	–
Customers' deposits	2,545	–	466	31	2,048
Carriers and other customers	2,264	2,264	–	–	–
Dividends	932	932	–	–	–
Others	7,198	6,997	201	–	–
Total contractual obligations	247,833	95,420	66,907	45,595	39,911

⁽¹⁾ Consists of long-term debt, including current portion, and notes payable; gross of unamortized debt discount and debt issuance costs.

⁽²⁾ Based on the Amended ATPA with AIL. See Note 25 – Related Party Transactions – Air Time Purchase Agreement between PLDT and AIL Related Party Agreements.

⁽³⁾ Gross liabilities before any offsetting application.

Debt

See Note 21 – Interest-bearing Financial Liabilities – Long-term Debt for a detailed discussion of our debt.

Operating Lease Obligations

The PLDT Group has various lease contracts for periods ranging from one to ten years covering certain offices, warehouses, cell sites telecommunications equipment locations and various office equipment. These lease contracts are subject to certain escalation clauses.

The consolidated future minimum lease commitments payable with non-cancellable operating leases as at December 31, 2014 and 2013 are as follows:

	2014	2013
	(in million pesos)	
Within one year	9,570	7,809
After one year but not more than five years	6,304	5,104
More than five years	2,310	1,649
Total	18,184	14,562

Finance Lease Obligations

See *Note 21 – Interest-bearing Financial Liabilities – Obligations under Finance Leases* for the detailed discussion of our long-term finance lease obligations.

Unconditional Purchase Obligations

See *Note 25 – Related Party Transactions – Air Time Purchase Agreement between PLDT and ALL Related Agreements* for a detailed discussion of PLDT's obligation under the Original and the Amended ATPA.

Under the Amended ATPA, PLDT's aggregate remaining minimum obligation is approximately Php211 million and Php231 million as at December 31, 2014 and 2013, respectively.

Other Obligations – Various Trade and Other Obligations

PLDT Group has various obligations to suppliers for the acquisition of phone and network equipment, contractors for services rendered on various projects, foreign administrations and domestic carriers for the access charges, shareholders for unpaid dividends distributions, employees for benefits and other related obligations, and various business and operational related agreements. Total obligations under these various agreements amounted to approximately Php120,429 million and Php107,131 million as at December 31, 2014 and 2013, respectively. See *Note 23 – Accounts Payable* and *Note 24 – Accrued Expenses and Other Current Liabilities*.

Commercial Commitments

Our outstanding consolidated commercial commitments, in the form of letters of credit, amounted to Php32 million and Php20 million as at December 31, 2014 and 2013, respectively. These commitments will expire within one year.

Collateral

We have not made any pledges as collateral with respect to our financial liabilities as at December 31, 2014 and 2013.

Foreign Currency Exchange Risk

Foreign currency exchange risk is the risk that the fair value of future cash flows of a financial instruments will fluctuate because of changes in foreign exchange rates.

The revaluation of our foreign currency-denominated financial assets and liabilities as a result of the appreciation or depreciation of the Philippine peso is recognized as foreign exchange gains or losses as at the end of the reporting period. The extent of foreign exchange gains or losses is largely dependent on the amount of foreign currency debt. While a certain percentage of our revenues are either linked to or denominated in U.S. dollars, most of our indebtedness and related interest expense, a substantial portion of our capital expenditures and a portion of our operating expenses are denominated in foreign currencies, mostly in U.S. dollars. As such, a strengthening or weakening of the Philippine peso against the U.S. dollar will decrease or increase in Philippine peso terms both the principal amount of our foreign currency-denominated debts and the related interest expense, our foreign currency-denominated capital expenditures and operating expenses as well as our U.S. dollar-linked and U.S. dollar-denominated revenues. In addition, many of our financial ratios and other financial tests are affected by the movements in the Philippine peso to U.S. dollar exchange rate.

To manage our foreign exchange risks and to stabilize our cash flows in order to improve investment and cash flow planning, we enter into forward foreign exchange contracts, currency swap contracts, currency option contracts and other hedging products aimed at reducing and/or managing the adverse impact of changes in foreign exchange rates on our operating results and cash flows. We use forward foreign exchange sale and purchase contracts, currency swap contracts and foreign currency option contracts to manage the foreign currency risks associated with our foreign currency-denominated loans. We also enter into forward foreign exchange sale contracts to manage foreign currency risks associated with our U.S. dollar-linked and U.S. dollar-denominated revenues. In order to manage the hedge costs of these contracts, we utilize structures that include credit-linkage with PLDT as the reference entity, a combination of foreign currency option contracts, and fixed to floating coupon only swap contracts. We accounted for these instruments as either cash flow hedges, wherein changes in the fair value are recognized as cumulative conversion adjustments in our consolidated other comprehensive income until the hedged transaction affects our consolidated income statement or when the hedging instrument expires, or transactions not designated as hedges, wherein changes in the fair value are recognized directly as income or expense for the year.

The following table shows our consolidated foreign currency-denominated monetary financial assets and liabilities and their Philippine peso equivalents as at December 31, 2014 and 2013:

	2014		2013	
	U.S. Dollar	Php ⁽¹⁾	U.S. Dollar	Php ⁽²⁾
	(in millions)			
Noncurrent Financial Assets				
Available-for-sale financial investments	623	27,855	–	–
Investment in debt securities and other long-term investments	7	313	49	2,172
Derivative financial assets – net of current portion	2	94	1	24
Advances and other noncurrent assets – net of current portion	–	17	1	32
Total noncurrent financial assets	632	28,279	51	2,228
Current Financial Assets				
Cash and cash equivalents	149	6,665	145	6,450
Short-term investments	14	625	13	591
Trade and other receivables – net	210	9,414	173	7,685
Current portion of derivative financial assets	–	2	–	10
Current portion of advances and other noncurrent assets	–	10	–	–
Total current financial assets	373	16,716	331	14,736
Total Financial Assets	1,005	44,995	382	16,964
Noncurrent Financial Liabilities				
Interest-bearing financial liabilities – net of current portion	1,046	46,812	1,047	46,477
Derivative financial liabilities – net of current portion	33	1,460	42	1,869
Total noncurrent financial liabilities	1,079	48,272	1,089	48,346

	2014		2013	
	U.S. Dollar	Php ⁽¹⁾	U.S. Dollar	Php ⁽²⁾
	(in millions)			
Current Financial Liabilities				
Accounts payable	121	5,438	166	7,381
Accrued expenses and other current liabilities	153	6,856	125	5,552
Current portion of interest-bearing financial liabilities	316	14,124	292	12,966
Current portion of derivative financial liabilities	6	254	2	105
Total current financial liabilities	596	26,672	585	26,004
Total Financial Liabilities	1,675	74,944	1,674	74,350

⁽¹⁾ The exchange rate used to convert the U.S. dollar amounts into Philippine peso was Php44.74 to US\$1.00, the Philippine peso-U.S. dollar exchange rate as quoted through the Philippine Dealing System as at December 31, 2014.

⁽²⁾ The exchange rate used to convert the U.S. dollar amounts into Philippine peso was Php44.40 to US\$1.00, the Philippine peso-U.S. dollar exchange rate as quoted through the Philippine Dealing System as at December 31, 2013.

As at March 2, 2015, the Philippine peso-U.S. dollar exchange rate was Php44.13 to US\$1.00. Using this exchange rate, our consolidated net foreign currency-denominated financial liabilities would have decreased in Philippine peso terms by Php409 million as at December 31, 2014.

Approximately 47% and 57% of our total consolidated debts (net of consolidated debt discount) were denominated in U.S. dollars as at December 31, 2014 and 2013, respectively. Consolidated foreign currency-denominated debt increased to Php60,632 million as at December 31, 2014 from Php59,132 million as at December 31, 2013. See *Note 21 – Interest-bearing Financial Liabilities*. The aggregate notional amount of PLDT's outstanding long-term principal only-currency swap contracts was US\$202 million as at December 31, 2014 and 2013. Consequently, the unhedged portion of our consolidated debt amounts was approximately 40% (or 34%, net of our consolidated U.S. dollar cash balances) and 48% (or 41%, net of our consolidated U.S. dollar cash balances) as at December 31, 2014 and 2013, respectively.

Approximately, 20% of our consolidated service revenues were denominated in U.S. dollars and/or were linked to U.S. dollars for the year ended December 31, 2014 as compared with approximately 21% each for the years ended December 31, 2013 and 2012. Approximately, 10% of our consolidated expenses were denominated in U.S. dollars and/or linked to the U.S. dollar for the year ended December 31, 2014 as compared with approximately 11% and 12% for the years ended December 31, 2013 and 2012, respectively. In this respect, the higher weighted average exchange rate of the Philippine peso against the U.S. dollar increased our revenues and expenses, and consequently, affects our cash flow from operations in Philippine peso terms.

The Philippine peso depreciated by 0.77% against the U.S. dollar to Php44.74 to US\$1.00 as at December 31, 2014 from Php44.40 to US\$1.00 as at December 31, 2013. As at December 31, 2013, the Philippine peso had depreciated by 8.08% against the U.S. dollar to Php44.40 to US\$1.00 from Php41.08 to US\$1.00 as at December 31, 2012. As a result of our consolidated foreign exchange movements, as well as the amount of our consolidated outstanding net foreign currency financial assets and liabilities, we recognized net consolidated foreign exchange losses of Php382 million and Php2,893 million for the years ended December 31, 2014 and 2013, respectively, and net consolidated foreign exchange gains of Php3,282 million for the year ended December 31, 2012.

Management conducted a survey among our banks to determine the outlook of the Philippine peso-U.S. dollar exchange rate until March 31, 2015. Our outlook is that the Philippine peso-U.S. dollar exchange rate may weaken/strengthen by 0.36% as compared to the exchange rate of Php44.74 to US\$1.00 as at December 31, 2014. If the Philippine peso-U.S. dollar exchange rate had weakened/strengthened by 0.36% as at December 31, 2014, with all other variables held constant, profit after tax for the year ended 2014 and our consolidated stockholders' equity as at year end 2014 would have been approximately Php52 million higher/lower, mainly as a result of consolidated foreign exchange gains and losses on conversion of U.S. dollar-denominated net assets/liabilities and mark-to-market valuation of derivative financial instruments.

Interest Rate Risk

Interest rate risk is the risk that the fair value or future cash flows of a financial instrument will fluctuate because of change in market interest rates.

Our exposure to the risk of changes in market interest rates relates primarily to our long-term debt obligations and short-term borrowings with floating interest rates.

Our policy is to manage interest cost through a mix of fixed and variable rate debts. We evaluate the fixed to floating ratio of our loans in line with movements of relevant interest rates in the financial markets. Based on our assessment, new financing will be priced either on a fixed or floating rate basis. On a limited basis, we enter into interest rate swap agreements in order to manage our exposure to interest rate fluctuations. We make use of hedging instruments and structures solely for reducing or managing financial risk associated with our liabilities and not for trading purposes.

The following tables set out the carrying amounts, by maturity, of our financial instruments that are expected to have exposure on interest rate risk as at December 31, 2014 and 2013. Financial instruments that are not subject to interest rate risk were not included in the table.

As at December 31, 2014

	In U.S. Dollars					Total	Discount/ Debt Issuance Cost In Php	Carrying Value In Php	Fair Value		
	Below 1 year	1-2 years	2-3 years	3-5 years	Over 5 years				In U.S. Dollar	In Php	
(in millions)											
Assets:											
<i>Investment in Debt</i>											
<i>Securities and Other Long-term Investments</i>											
U.S. Dollar	-	-	5	7	-	12	546	-	546	12	558
Interest rate	-	-	10.0000%	3.5000 to 4.0000%	-	-	-	-	-	-	-
Philippine Peso	7	1	5	-	3	16	709	-	709	16	706
Interest rate	2.9310%	4.2188%	4.2500%	-	4.8371%	-	-	-	-	-	-
<i>Cash in Bank</i>											
U.S. Dollar	23	-	-	-	-	23	1,044	-	1,044	23	1,044
Interest rate	0.0100% to 0.5000%	-	-	-	-	-	-	-	-	-	-
Philippine Peso	82	-	-	-	-	82	3,675	-	3,675	82	3,675
Interest rate	0.0010% to 1.5500%	-	-	-	-	-	-	-	-	-	-
Other Currencies	1	-	-	-	-	1	23	-	23	1	23
Interest rate	0.0100% to 0.5000%	-	-	-	-	-	-	-	-	-	-
<i>Temporary Cash Investments</i>											
U.S. Dollar	88	-	-	-	-	88	3,929	-	3,929	88	3,929
Interest rate	0.2500% to 1.5000%	-	-	-	-	-	-	-	-	-	-
Philippine Peso	356	-	-	-	-	356	15,914	-	15,914	356	15,914
Interest rate	0.5000% to 5.0000%	-	-	-	-	-	-	-	-	-	-
<i>Short-term Investments</i>											
U.S. Dollar	14	-	-	-	-	14	625	-	625	14	625
Interest rate	4.9570%	-	-	-	-	-	-	-	-	-	-
Philippine Peso	-	-	-	-	-	-	18	-	18	-	18
Interest rate	1.3750%	-	-	-	-	-	-	-	-	-	-
	571	1	10	7	3	592	26,483	-	26,483	592	26,492
Liabilities:											
<i>Long-term Debt</i>											
<i>Fixed Rate</i>											
U.S. Dollar	-	-	228	-	-	228	10,218	48	10,170	263	11,738
Notes	-	-	8.3500%	-	-	-	-	-	-	-	-
Interest rate	-	-	8.3500%	-	-	-	-	-	-	-	-
U.S. Dollar	5	61	26	20	-	112	4,998	74	4,924	111	4,972
Fixed Loans	-	-	-	-	-	-	-	-	-	-	-
Interest rate	2.9900%	1.4100% to 3.9550%	1.4100% to 3.9550%	1.4100% to 3.9550%	-	-	-	-	-	-	-
Philippine Peso	-	31	184	331	823	1,369	61,240	173	61,067	1,403	62,780
Interest rate	-	3.9250% to 6.2600%	3.9250% to 6.3462%	3.9250% to 6.3462%	4.4850% to 6.3462%	-	-	-	-	-	-
<i>Variable Rate</i>											
U.S. Dollar	4	546	213	116	143	1,022	45,728	190	45,538	1,022	45,728
Interest rate	0.3500% to 0.5500% over LIBOR	0.3000% to 1.9000% over LIBOR	0.3000% to 1.9000% over LIBOR	0.9500% to 1.8000% over LIBOR	1.4000% to 1.4500% over LIBOR	-	-	-	-	-	-
Philippine Peso	-	4	2	4	179	189	8,450	26	8,424	189	8,450
Interest rate	-	BSP overnight rate - 0.3500% to BSP overnight rate	BSP overnight rate - 0.3500% to BSP overnight rate	BSP overnight rate - 0.3500% to BSP overnight rate	BSP overnight rate - 0.3500% to BSP overnight rate	-	-	-	-	-	-
	9	642	653	471	1,145	2,920	130,634	511	130,123	2,988	133,668

As at December 31, 2013

	In U.S. Dollars					Total	In Php	Discount/ Debt Issuance Cost In Php	Carrying Value In Php	Fair Value	
	Below 1 year	1-2 years	2-3 years	3-5 years	Over 5 years					In U.S. Dollar	In Php
(in millions)											
Assets:											
<i>Investment in Debt Securities and Other</i>											
<i>Long-term Investments</i>											
U.S. Dollar	-	-	42	7	-	49	2,172	-	2,172	49	2,185
Interest rate	-	-	10.0000%	3.5000 to 4.0000%	-	-	-	-	-	-	-
Philippine Peso	-	-	-	7	3	10	471	-	471	11	483
Interest rate	-	-	-	4.2500%	4.8370%	-	-	-	-	-	-
<i>Cash in Bank</i>											
U.S. Dollar	20	-	-	-	-	20	882	-	882	20	882
Interest rate	0.0100% to 0.7500%	-	-	-	-	-	-	-	-	-	-
Philippine Peso	97	-	-	-	-	97	4,303	-	4,303	97	4,303
Interest rate	0.0010% to 2.0000%	-	-	-	-	-	-	-	-	-	-
Other Currencies	2	-	-	-	-	2	96	-	96	2	96
Interest rate	0.0100% to 0.5000%	-	-	-	-	-	-	-	-	-	-
<i>Temporary Cash Investments</i>											
U.S. Dollar	116	-	-	-	-	116	5,164	-	5,164	116	5,164
Interest rate	0.2500% to 4.0000%	-	-	-	-	-	-	-	-	-	-
Philippine Peso	469	-	-	-	-	469	20,803	-	20,803	469	20,803
Interest rate	0.5600% to 4.7500%	-	-	-	-	-	-	-	-	-	-
<i>Short-term Investments</i>											
U.S. Dollar	13	-	-	-	-	13	591	-	591	13	591
Interest rate	0.6050%	-	-	-	-	-	-	-	-	-	-
Philippine Peso	3	-	-	-	-	3	127	-	127	3	127
Interest rate	1.5000%	-	-	-	-	-	-	-	-	-	-
	720	-	42	14	3	779	34,609	-	34,609	780	34,634
Liabilities:											
<i>Long-term Debt</i>											
<i>Fixed Rate</i>											
<i>U.S. Dollar</i>											
Notes	-	-	-	234	-	234	10,401	67	10,334	274	12,160
Interest rate	-	-	-	8.3500%	-	-	-	-	-	-	-
U.S. Dollar	-	65	26	33	-	124	5,493	99	5,394	126	5,598
<i>Fixed Loans</i>											
Interest rate	-	1.4100% to 3.9550%	1.4100% to 3.9550%	1.4100% to 3.9550%	-	-	-	-	-	-	-
Philippine Peso	17	29	14	197	647	904	40,125	46	40,079	949	42,120
Interest rate	6.3981%	3.9250% to 6.2600%	3.9250% to 6.2600%	3.9250% to 6.3462%	3.9250% to 6.3462%	-	-	-	-	-	-
<i>Variable Rate</i>											
<i>U.S. Dollar</i>											
Interest rate	0.3500% to 1.8000% over LIBOR	0.3000% to 1.9000% over LIBOR	0.3000% to 1.9000% over LIBOR	0.3000% to 1.9000% over LIBOR	-	-	-	-	-	-	-
Philippine Peso	20	2	1	1	86	110	4,893	14	4,879	110	4,893
Interest rate	PHP PDST-F + 0.3000%	BSP overnight rate - 0.3500%	BSP overnight rate - 0.3500%	BSP overnight rate - 0.3500%	BSP overnight rate - 0.3500%	-	-	-	-	-	-
	58	576	276	710	733	2,353	104,472	382	104,090	2,440	108,331

Fixed rate financial instruments are subject to fair value interest rate risk while floating rate financial instruments are subject to cash flow interest rate risk.

Repricing of floating rate financial instruments is mostly done on intervals of three months or six months. Interest on fixed rate financial instruments is fixed until maturity of the particular instrument.

Management conducted a survey among our banks to determine the outlook of the U.S. dollar and Philippine peso interest rates until March 31, 2015. Our outlook is that the U.S. dollar and Philippine peso interest rates may move 10 basis points, or bps, and 35 bps higher/lower, respectively, as compared to levels as at December 31, 2014. If U.S. dollar interest rates had been 10 bps higher/lower as compared to market levels as at December 31, 2014, with all other variables held constant, profit after tax for the year end 2014 would have been approximately Php27 million lower/higher, mainly as a result of higher/lower interest expense on floating rate borrowings, and our consolidated stockholders' equity as at year end 2014 would have been approximately Php69 thousand lower/higher, mainly as a result of loss/gain on derivative transactions. If Philippine peso interest rates had been 35 bps higher/lower as compared to market levels as at December 31, 2014, with all other variables held constant, profit after tax for the year end 2014 and our consolidated stockholders' equity as at year end 2014 would have been approximately Php49 million lower/higher, mainly as a result of higher/lower interest expense on floating rate borrowings and loss/gain on derivative transactions.

Credit Risk

Credit risk is the risk that we will incur a loss arising from our customers, clients or counterparties that fail to discharge their contracted obligations. We manage and control credit risk by setting limits on the amount of risk we are willing to accept for individual counterparties and by monitoring exposures in relation to such limits.

We trade only with recognized and creditworthy third parties. It is our policy that all customers who wish to trade on credit terms are subject to credit verification procedures. In addition, receivable balances are monitored on an on-going basis to reduce our exposure to bad debts.

We established a credit quality review process to provide regular identification of changes in the creditworthiness of counterparties. Counterparty limits are established and reviewed periodically based on latest available financial data on our counterparties' credit ratings, capitalization, asset quality and liquidity. Our credit quality review process allows us to assess the potential loss as a result of the risks to which we are exposed and allow us to take corrective actions.

The table below shows the maximum exposure to credit risk for the components of our consolidated statements of financial position, including derivative financial instruments as at December 31, 2014 and 2013:

	December 31, 2014		
	Gross Maximum Exposure	Collateral and Other Credit Enhancements*	Net Maximum Exposure
	(in million pesos)		
<i>Loans and receivables:</i>			
Advances and other noncurrent assets	10,711	1	10,710
Cash and cash equivalents	26,659	266	26,393
Short-term investments	18	-	18
Investment in debt securities and other long-term investments	546	-	546
Retail subscribers	8,920	46	8,874
Foreign administrations	7,872	-	7,872
Corporate subscribers	3,615	139	3,476
Domestic carriers	730	-	730
Dealers, agents and others	8,014	1	8,013
<i>HTM investments:</i>			
Investment in debt securities and other long-term investments	709	-	709
<i>Available-for-sale financial investments</i>	28,086	-	28,086
<i>Financial instruments at FVPL:</i>			
Short-term investments	625	-	625
<i>Derivatives used for hedging:</i>			
Interest rate swap	96	-	96
Total	96,601	453	96,148

* Includes bank insurance, security deposits and customer deposits. We have no collateral held as at December 31, 2014.

	December 31, 2013		
	Gross Maximum Exposure	Collateral and Other Credit Enhancements*	Net Maximum Exposure
	(in million pesos)		
<i>Loans and receivables:</i>			
Advances and other noncurrent assets	10,272	–	10,272
Cash and cash equivalents	31,905	241	31,664
Short-term investments	127	–	127
Investment in debt securities and other long-term investments	2,172	–	2,172
Foreign administrations	5,721	–	5,721
Retail subscribers	5,414	41	5,373
Corporate subscribers	2,055	135	1,920
Domestic carriers	1,381	–	1,381
Dealers, agents and others	2,993	1	2,992
<i>HTM investments:</i>			
Investment in debt securities and other long-term investments	471	–	471
<i>Available-for-sale financial investments</i>	220	–	220
<i>Financial instruments at FVPL:</i>			
Short-term investments	591	–	591
Short-term currency swaps	10	–	10
<i>Derivatives used for hedging:</i>			
Interest rate swap	24	–	24
Total	63,356	418	62,938

* Includes bank insurance, security deposits and customer deposits. We have no collateral held as at December 31, 2013.

The table below provides information regarding the credit quality by class of our financial assets according to our credit ratings of counterparties as at December 31, 2014 and 2013:

	Total	Neither past due nor impaired		Past due but not impaired	Impaired
		Class A ⁽¹⁾	Class B ⁽²⁾		
	(in million pesos)				
December 31, 2014					
<i>Loans and receivables:</i>	82,857	43,730	11,083	12,272	15,772
Advances and other noncurrent assets	10,912	8,978	1,732	1	201
Cash and cash equivalents	26,659	23,952	2,707	–	–
Short-term investments	18	18	–	–	–
Investment in debt securities and other long-term investments	546	546	–	–	–
Retail subscribers	17,053	2,115	2,894	3,911	8,133
Foreign administrations	8,420	2,825	535	4,512	548
Corporate subscribers	7,941	1,008	654	1,953	4,326
Domestic carriers	823	90	158	482	93
Dealers, agents and others	10,485	4,198	2,403	1,413	2,471
<i>HTM investments:</i>	709	709	–	–	–
Investment in debt securities and other long-term investments	709	709	–	–	–
<i>Available-for-sale financial investments</i>	28,086	28,024	62	–	–
<i>Financial instruments at FVPL⁽³⁾:</i>	625	625	–	–	–
Short-term investments	625	625	–	–	–
<i>Derivatives used for hedging:</i>	96	96	–	–	–
Interest rate swaps	96	96	–	–	–
Total	112,373	73,184	11,145	12,272	15,772

	Total	Neither past due nor impaired		Past due but not impaired	Impaired
		Class A ⁽¹⁾	Class B ⁽²⁾		
(in million pesos)					
December 31, 2013					
<i>Loans and receivables:</i>	76,676	46,362	7,772	7,906	14,636
Advances and other noncurrent assets	10,384	10,241	22	9	112
Cash and cash equivalents	31,905	29,129	2,776	-	-
Short-term investments	127	127	-	-	-
Investment in debt securities and other					
long-term investments	2,172	2,172	-	-	-
Retail subscribers	12,563	1,318	1,822	2,274	7,149
Corporate subscribers	7,904	698	343	1,014	5,849
Foreign administrations	5,840	1,242	1,765	2,714	119
Domestic carriers	1,461	350	22	1,009	80
Dealers, agents and others	4,320	1,085	1,022	886	1,327
<i>HTM investments:</i>	471	471	-	-	-
Investment in debt securities and other					
long-term investments	471	471	-	-	-
<i>Available-for-sale financial investments</i>	220	166	54	-	-
<i>Financial instruments at FVPL⁽³⁾:</i>	601	601	-	-	-
Short-term investments	591	591	-	-	-
Short-term currency swaps	10	10	-	-	-
<i>Derivatives used for hedging:</i>	24	24	-	-	-
Interest rate swaps	24	24	-	-	-
Total	77,992	47,624	7,826	7,906	14,636

⁽¹⁾ This includes low risk and good paying customer accounts with no history of account treatment for a defined period and no overdue accounts as at report date; and deposits or placements to counterparties with good credit rating or bank standing financial review.

⁽²⁾ This includes medium risk and average paying customer accounts with no overdue accounts as at report date, and new customer accounts for which sufficient credit history has not been established; and deposits or placements to counterparties not classified as Class A.

⁽³⁾ Gross receivables from counterparties, before any offsetting arrangements.

The aging analysis of past due but not impaired class of financial assets as at December 31, 2014 and 2013 are as follows:

	Total	Neither past due nor impaired	Past due but not impaired			Impaired
			1-60 days	61-90 days	Over 91 days	
(in million pesos)						
December 31, 2014						
<i>Loans and receivables:</i>	82,857	54,813	5,285	1,149	5,838	15,772
Advances and other						
noncurrent assets	10,912	10,710	-	-	1	201
Cash and cash equivalents	26,659	26,659	-	-	-	-
Short-term investments	18	18	-	-	-	-
Investment in debt						
securities and other long-						
term investments	546	546	-	-	-	-
Retail subscribers	17,053	5,009	1,949	325	1,637	8,133
Foreign administrations	8,420	3,360	932	468	3,112	548
Corporate subscribers	7,941	1,662	951	234	768	4,326
Domestic carriers	823	248	166	97	219	93
Dealers, agents and others	10,485	6,601	1,287	25	101	2,471
<i>HTM investments:</i>	709	709	-	-	-	-
Investment in debt						
securities and other long-						
term investments	709	709	-	-	-	-
<i>Available-for-sale financial</i>						
<i>investments</i>	28,086	28,086	-	-	-	-
<i>Financial instruments at FVPL:</i>	625	625	-	-	-	-
Short-term investments	625	625	-	-	-	-
<i>Derivatives used for hedging:</i>	96	96	-	-	-	-
Interest rate swaps	96	96	-	-	-	-
Total	112,373	84,329	5,285	1,149	5,838	15,772

	Total	Neither past due nor impaired	Past due but not impaired			
			1-60 days	61-90 days	Over 91 days	Impaired
(in million pesos)						
December 31, 2013						
<i>Loans and receivables:</i>	76,676	54,134	3,303	787	3,816	14,636
Advances and other noncurrent assets	10,384	10,263	1	–	8	112
Cash and cash equivalents	31,905	31,905	–	–	–	–
Short-term investments	127	127	–	–	–	–
Investment in debt securities and other long- term investments	2,172	2,172	–	–	–	–
Retail subscribers	12,563	3,140	1,615	172	487	7,149
Corporate subscribers	7,904	1,041	384	224	406	5,849
Foreign administrations	5,840	3,007	740	158	1,816	119
Domestic carriers	1,461	372	129	134	746	80
Dealers, agents and others	4,320	2,107	434	99	353	1,327
<i>HTM investments:</i>	471	471	–	–	–	–
Investment in debt securities and other long- term investments	471	471	–	–	–	–
<i>Available-for-sale financial investments</i>	220	220	–	–	–	–
<i>Financial instruments at FVPL:</i>	601	601	–	–	–	–
Short-term investments	591	591	–	–	–	–
Short-term currency swaps	10	10	–	–	–	–
<i>Derivatives used for hedging:</i>	24	24	–	–	–	–
Interest rate swaps	24	24	–	–	–	–
Total	77,992	55,450	3,303	787	3,816	14,636

Impairment Assessments

The main consideration for the impairment assessment include whether any payments of principal or interest are overdue by more than 90 days or whether there are any known difficulties in the cash flows of counterparties, credit rating downgrades, or infringement of the original terms of the contract. Our impairment assessments are classified into two areas: individually assessed allowance and collectively assessed allowances.

Individually assessed allowance

We determine the allowance appropriate for each individually significant loan or advance on an individual basis. Items considered when determining allowance amounts include the sustainability of the counterparty's business plan, its ability to improve performance once a financial difficulty has arisen, projected receipts and the expected dividend payout should bankruptcy ensue, the availability of other financial support, the realizable value of collateral, if any, and the timing of the expected cash flows. We also recognize an impairment for accounts specifically identified to be doubtful of collection when there is information on financial incapacity after considering the other contractual obligations between us and the subscriber. The impairment losses are evaluated at each reporting date, unless unforeseen circumstances require more careful attention.

Collectively assessed allowances

Allowances are assessed collectively for losses on loans and advances that are not individually significant and for individually significant loans and advances where there is no objective evidence of individual impairment. Allowances are evaluated on each reporting date with each portfolio receiving a separate review.

The collective assessment takes account of impairment that is likely to be present in the portfolio even though there is no objective evidence of the impairment in an individual assessment. Impairment losses are estimated by taking into consideration the following information: historical losses on the portfolio, current economic conditions, the approximate delay between the time a loss is likely to have been incurred and the time it is identified as requiring an individually assessed impairment allowance, and expected receipts and recoveries once impaired. The impairment allowance is then reviewed by credit management to ensure alignment with our policy.

Capital Management Risk

We aim to achieve an optimal capital structure in pursuit of our business objectives which include maintaining healthy capital ratios and strong credit ratings, and maximizing shareholder value.

In recent years, our cash flow from operations has allowed us to substantially reduce debts and, in 2005, resume payment of dividends on common shares. Since 2005, our strong cash flow has enabled us to make investments in new areas and pay higher dividends.

Our approach to capital management focuses on balancing the allocation of cash and the incurrence of debt as we seek new investment opportunities for new businesses and growth areas. On August 5, 2014, the PLDT Board of Directors approved the amendment of our dividend policy, increasing the dividend payout rate to 75% from 70% of our core EPS as regular dividends. Further, in the event no investment opportunities arise, we may consider the option of returning additional cash to our shareholders in the form of special dividends or share buybacks. Philippine corporate regulations prescribe, however, that we can only pay out dividends or make capital distribution up to the amount of our unrestricted retained earnings.

As part of our goal to maximize returns to our shareholders, we obtained in 2008 an approval from the Board of Directors to conduct a share buyback program for up to five million PLDT common shares. We did not buy back any shares of common stock in 2014 and 2013.

Some of our debt instruments contain covenants that impose maximum leverage ratios. In addition, our credit ratings from the international credit ratings agencies are based on our ability to remain within certain leverage ratios.

We monitor capital using several financial leverage measurements calculated in conformity with PFRS, such as net consolidated debt to equity ratio. Net consolidated debt is derived by deducting cash and cash equivalents and short-term investments from total debt (long-term debt including current portion), excluding discontinued operations. Our objective is to maintain our net consolidated debt to equity ratio below 100%.

The table below provides information regarding our consolidated debt to equity ratio as at December 31, 2014 and 2013:

	2014	2013
	(in million pesos)	
Long-term debt including current portion (Note 21)	130,123	104,090
Cash and cash equivalents (Note 16)	(26,659)	(31,905)
Short-term investments	(643)	(718)
Net consolidated debt	102,821	71,467
Equity attributable to equity holders of PLDT	134,364	137,147
Net consolidated debt to equity ratio	77%	52%

No changes were made in our objectives, policies or processes for managing capital during the year ended December 31, 2014, 2013 and 2012.

PHILIPPINE LONG DISTANCE TELEPHONE COMPANY

SEC FORM 17-A

INDEX TO FINANCIAL STATEMENTS AND SUPPLEMENTARY SCHEDULES

	<u>Page</u>
FINANCIAL STATEMENTS	
Statement of Management's Responsibility for Financial Statements	F
Report of Independent Auditors.....	F-1
Statement of Financial Position as at December 31, 2014 (With Comparative Figures as at December 31, 2013).....	F-2
Income Statements for the Year Ended December 31, 2014 (With Comparative Figures for the Years Ended December 31, 2013 and 2012).....	F-3
Statement of Comprehensive Income for the Year Ended December 31, 2014 (With Comparative Figures for the Years Ended December 31, 2013 and 2012).....	F-4
Statement of Changes in Equity for the Year Ended December 31, 2014 (With Comparative Figures for the Years Ended December 31, 2013 and 2012)	F-5
Statement of Cash Flows for the Year Ended December 31, 2014 (With Comparative Figures for the Years Ended December 31, 2013 and 2012).....	F-6
Notes to Consolidated Financial Statements.....	F-8
SUPPLEMENTARY SCHEDULES	
Report of Independent Auditors on Supplementary Schedules	S-1
A. Financial Investments	S-2
B. Amounts Receivable from Directors, Officers, Employees, Related Parties and Principal Stockholders (Other than Related Parties)	*
C. Amounts Receivable from Related Parties which are eliminated during the consolidation of Financial Statements	S-3
D. Goodwill and Intangible Assets.....	S-5
E. Interest-bearing Financial Liabilities.....	S-6
F. Indebtedness to Affiliates and Related Parties (Long-Term Loans from Related Companies)	*
G. Guarantees of Securities of Other Issuers	*
H. Capital Stock	S-9
I. Schedule of all the Effective Standards and Interpretations.....	S-10
J. Reconciliation of Retained Earnings Available for Dividend Declaration.....	S-15
K. Map of the Relationships of the Companies within the Group	S-16
L. Financial Soundness Indicators	S-18

* These schedules have been omitted because they are either not required, not applicable or the information required to be presented is included in PLDT's consolidated financial statements or the notes to consolidated financial statements.

EXHIBIT I

SECURITIES AND EXCHANGE COMMISSION

SEC FORM – ACGR

ANNUAL CORPORATE GOVERNANCE REPORT (WITH CONSOLIDATED CHANGES FOR YEAR 2014)

1. Report is Filed for the Year 2014
2. Exact Name of Registrant as Specified in its Charter PHILIPPINE LONG DISTANCE TELEPHONE COMPANY
3. Ramon Cojuangco Building, Makati Avenue, Makati City
Address of Principal Office 0721
Postal Code
4. SEC Identification Number PW-55
5. (SEC Use Only)
Industry Classification Code
6. BIR Tax Identification Number 000-488-793
7. (632) 8168553
Issuer's Telephone number, including area code
8. Not Applicable
Former name or former address, if changed from the last report

SUMMARY OF ACGR UPDATES FOR 2014

- A. BOARD MATTERS
 - BOARD OF DIRECTORS
 - Composition of the Board, p. 5
 - Directorship in Other Companies, p. 7-8
 - Shareholding in the Company, p. 11
 - OTHER EXECUTIVE, NON-EXECUTIVE AND INDEPENDENT DIRECTORS, p. 12
 - CHANGES IN THE BOARD OF DIRECTORS, pp. 14-17
 - ORIENTATION AND EDUCATION PROGRAM, p. 17-21
 - B. CODE OF BUSINESS CONDUCT & ETHICS
 - POLICIES, pp. 21-24
 - C. BOARD MEETINGS & ATTENDANCE
 - ATTENDANCE OF DIRECTORS, p. 29
 - CHANGES IN EXISTING POLICIES, p. 33
 - D. REMUNERATION MATTERS
 - REMUNERATION POLICY AND STRUCTURE FOR DIRECTORS, p. 34
 - AGGREGATE REMUNERATION, pp. 34-35
 - REMUNERATION OF MANAGEMENT, p. 35
 - E. BOARD COMMITTEES
 - COMMITTEE MEMBERS, pp. 38-41
 - WORK DONE AND ISSUES ADDRESSED, pp. 42-43
 - COMMITTEE PROGRAMS, p. 44
 - F. RISK MANAGEMENT SYSTEM
 - STATEMENT ON EFFECTIVENESS OF RISK MANAGEMENT SYSTEM, p. 45
 - RISK POLICY, pp. 45-47
 - CONTROL SYSTEM, pp. 47-48
 - G. INTERNAL AUDIT AND CONTROL
 - INTERNAL CONTROL SYSTEM, pp. 48-49
 - INTERNAL AUDIT, pp. 49-50
 - H. ROLE OF STAKEHOLDERS
 - POLICIES RELATIVE TO STAKEHOLDERS, pp. 52-55
 - CORPORATE SOCIAL RESPONSIBILITY, p. 55
 - PERFORMANCE ENHANCING MECHANISMS FOR EMPLOYEE PARTICIPATION, p. 55-57
 - I. DISCLOSURE AND TRANSPARENCY
 - OWNERSHIP STRUCTURE, pp. 58-59
 - DISCLOSURE OF RPT, pp. 61-62
 - J. RIGHTS OF STOCKHOLDERS
 - RIGHT TO PARTICIPATE EFFECTIVELY IN STOCKHOLDERS' MEETINGS, pp. 63-72
 - DIVIDENDS, pp. 64-65
 - K. INVESTORS RELATIONS PROGRAM, p. 72
 - L. CORPORATE SOCIAL RESPONSIBILITY INITIATIVES, pp. 73-75
- N.B Updates have been highlighted.

TABLE OF CONTENTS

A. BOARD MATTERS	5
1) BOARD OF DIRECTORS	5
(a) Composition of the Board	5
(b) Summary of Corporate Governance Policy	6
(c) Vision and Mission Review and Approval	7
(d) Directorship in Other Companies	7
(e) Shareholding in the Company	11
2) CHAIRMAN AND CEO	11
3) CEO AND KEY MANAGEMENT SUCCESSION	12
4) OTHER EXECUTIVE, NON-EXECUTIVE AND INDEPENDENT DIRECTORS	12
5) CHANGES IN THE BOARD OF DIRECTORS	14
6) ORIENTATION AND EDUCATION PROGRAM	17
B. CODE OF BUSINESS CONDUCT & ETHICS	21
1) POLICIES	21
2) DISSEMINATION OF CODE	24
3) COMPLIANCE WITH CODE	24
4) RELATED PARTY TRANSACTIONS	25
(a) Policies and Procedures	25
(b) Conflict of Interest	25
5) FAMILY, COMMERCIAL AND CONTRACTUAL RELATIONS	27
6) ALTERNATIVE DISPUTE RESOLUTION	28
C. BOARD MEETINGS & ATTENDANCE	29
1) SCHEDULE OF MEETINGS	29
2) DETAILS OF ATTENDANCE OF DIRECTORS	29
3) SEPARATE MEETING OF NON-EXECUTIVE DIRECTORS	29
4) QUORUM REQUIREMENT	30
5) ACCESS TO INFORMATION	30
6) EXTERNAL ADVICE	32
7) CHANGES IN EXISTING POLICIES	33
D. REMUNERATION MATTERS	33
1) REMUNERATION PROCESS	33
2) REMUNERATION POLICY AND STRUCTURE FOR DIRECTORS	34
3) AGGREGATE REMUNERATION	34
4) STOCK RIGHTS, OPTIONS AND WARRANTS	35
5) REMUNERATION OF MANAGEMENT	35
E. BOARD COMMITTEES	36
1) NUMBER OF MEMBERS, FUNCTIONS AND RESPONSIBILITIES	36
2) COMMITTEE MEMBERS	38
3) CHANGES IN COMMITTEE MEMBERS	41
4) WORK DONE AND ISSUES ADDRESSED	42
5) COMMITTEE PROGRAMS	44
F. RISK MANAGEMENT SYSTEM	45
1) STATEMENT ON EFFECTIVENESS OF RISK MANAGEMENT SYSTEM	45
2) RISK POLICY	45
3) CONTROL SYSTEM	47

G. INTERNAL AUDIT AND CONTROL	48
1) STATEMENT ON EFFECTIVENESS OF INTERNAL CONTROL SYSTEM	48
2) INTERNAL AUDIT	49
(a) Role, Scope and Internal Audit Function	49
(b) Appointment/Removal of Internal Auditor	49
(c) Reporting Relationship with the Audit Committee	49
(d) Resignation, Re-assignment and Reasons	50
(e) Progress against Plans, Issues, Findings and Examination Trends	50
(f) Audit Control Policies and Procedures	50
(g) Mechanisms and Safeguards	50
H. ROLE OF STAKEHOLDERS	52
1) POLICIES RELATIVE TO STAKEHOLDERS	52
2) CORPORATE SOCIAL RESPONSIBILITY	55
3) PERFORMANCE ENHANCING MECHANISMS FOR EMPLOYEE PARTICIPATION	55
4) HANDLING OF COMPLAINTS CONCERNING ILLEGAL OR UNETHICAL BEHAVIOUR	57
I. DISCLOSURE AND TRANSPARENCY	58
1) OWNERSHIP STRUCTURE	58
2) DISCLOSURES IN ANNUAL REPORT	59
3) EXTERNAL AUDITOR'S FEE	60
4) MEDIUM OF COMMUNICATION	60
5) RELEASE OF AUDITED FINANCIAL REPORT	60
6) COMPANY WEBSITE	61
7) DISCLOSURE OF RPT	61
J. RIGHTS OF STOCKHOLDERS	63
1) RIGHT TO PARTICIPATE EFFECTIVELY IN STOCKHOLDERS' MEETINGS	63
2) TREATMENT OF MINORITY STOCKHOLDERS	71
K. INVESTORS RELATIONS PROGRAM	72
L. CORPORATE SOCIAL RESPONSIBILITY INITIATIVES	73
M. BOARD, DIRECTOR, COMMITTEE AND CEO APPRAISAL	75
N. INTERNAL BREACHES AND SANCTIONS	76
Annex A: Defined Terms	78
Annex B: Table of Weblinks	79
Annex C: Annexes for Certain ACGR Sections	81

Note: Updates/changes in 2014 are in blue font. Hyperlinks are in green font.

A. BOARD MATTERS

1) Board of Directors

Number of Directors per Articles of Incorporation ¹	13
Actual number of Directors for the year	13 ²

(a) Composition of the Board

Complete the table with information on the Board of Directors:

Director's Name	Type [Executive (ED), Non-Executive (NED) or Independent Director (ID)]	If nominee, identify the principal	Nominator in the last election (if ID, state the relationship with the nominator)	Date first elected	Date last elected (if ID, state the number of years served as ID) ³	Elected when (Annual/Special Meeting)	No. of years served as director ⁴
Manuel V. Pangilinan	NED	Philippine Telecommunications Investment Corporation (PTIC), Metro Pacific Resources, Inc. (MPRI)	(5)	11/24/98	06/10/14	Annual Meeting ("AGM")	16.1
Napoleon L. Nazareno	ED	--	(5)	11/24/98	06/10/14	AGM	16.1
James L. Go	NED	JG Summit Holdings, Inc. (JGSHI)	(5)	11/03/11	06/10/14	AGM	3.2
Helen Y. Dee	NED	--	(5)	06/18/86	06/10/14	AGM	28.5
Ray C. Espinosa	ED	--	(5)	11/24/98	06/10/14	AGM	16.1
Juan B. Santos	NED	Social Security System (SSS)	(6)	01/25/11	06/10/14	AGM	3.9
Setsuya Kimura	NED	NTT DOCOMO, Inc. (NTTD)	(7)	07/05/11	06/10/14	AGM	3.5
Hideaki Ozaki	NED	NTT Communications Corporation (NTTC)	(7)	12/06/11	06/10/14	AGM	3.1
Artemio V. Panganiban	ID	--	(8)	4/23/13	06/10/14 [ID: 1.7]	AGM	1.7
Ma. Lourdes C. Rausa-Chan	ED	--	(5)	03/29/11	06/10/14	AGM	3.8
Pedro E. Roxas	ID	--	(8)	03/01/01	06/10/14 [ID: 2.5]	AGM	(9)
Alfred V. Ty	ID	--	(8)	06/13/06	06/10/14 [ID: 2.5]	AGM	(10)
Tony Tan Caktiong	NED	--	(7)	07/08/08	06/10/14	AGM	6.5

¹ A copy of the *Company's Articles of Incorporation*, as amended (the "**Articles of Incorporation**") is posted at: http://pldt.com/docs/default-source/Articles-of-Incorporation-and-By-laws/pse_amended-articles_revised_2014.pdf?sfvrsn=0

² There were three (3) independent directors for the entire fiscal year 2014.

³ Reckoned from the election immediately following January 2, 2012. (ACGR footnote)

⁴ Reckoned from the date of first election as director up to December 31, 2014.

⁵ Several stockholders including PTIC, MPRI and BTF Holdings, Inc.

⁶ Several stockholders including SSS.

⁷ Several stockholders including NTTD and NTTC.

⁸ Several individuals and corporate stockholders, including Ma. Criselda B. Guhit, Leo I. Posadas, Nerissa S. Ramos, Adelaida C. Manuel, Abner Tito L. Alberto, Kathryn A. Zarate, Erlinda L. Alvero, BTF Holdings, Inc., PTIC and MPRI.

⁹ Elected on, and served as Independent Director since, March 1, 2001; total term served as Independent Director up to December 31, 2014 is 13.8 years.

¹⁰ Elected on, and served as Independent Director since, June 13, 2006; total term served as Independent Director up to December 31, 2014 is 8.6 years.

- (b) Provide a brief summary of the corporate governance policy that the board of directors has adopted. Please emphasize the policy/ies relative to the treatment of all shareholders, respect for the rights of minority shareholders and of other stakeholders, disclosure duties, and board responsibilities.**

PLDT's corporate governance system is embodied in two (2) fundamental policies: the *PLDT Manual on Corporate Governance* (the "*PLDT CG Manual*")¹¹ and the *Code of Business Conduct and Ethics* (the "*PLDT Code of Ethics*")¹².

The *PLDT CG Manual*, as amended, was approved and adopted by the Board of Directors on March 26, 2010 pursuant to Philippine SEC Memorandum Circular No. 6, Series of 2009, otherwise known as the *Revised Code of Corporate Governance* (the "*SEC CG Code*"). It supersedes the Company's *Manual on Corporate Governance* approved and adopted on September 24, 2002, as amended on March 30, 2004 and January 30, 2007. The *PLDT CG Manual* defines our corporate governance framework and structure. Together with the *Articles of Incorporation* and the Company's *By-Laws, as amended* ("*By-Laws*")¹³, it assigns and delineates functions and responsibilities, and entrusts powers, authorities and resources for the execution of such functions and responsibilities. The *PLDT CG Manual* provides, among other matters, the composition and responsibilities of the Board, the Company's duties towards its shareholders in general, its minority shareholders and its other stakeholders, and the Company's obligation to comply with applicable disclosure rules.

The *PLDT Code of Ethics*, on the other hand, defines the Company's corporate governance values of *Accountability, Integrity, Fairness* and *Transparency*, which the Company shall observe in the conduct of its business. It sets the governance and ethical standards that shall govern and guide all business relationships of the Company, its directors, officers and employees. It is through the *PLDT Code of Ethics* that the Company promotes a culture of good corporate governance based on the aforementioned values.

The implementation of the *PLDT CG Manual* and the *PLDT Code of Ethics* is guided by other related policies, guidelines and procedures which the Company has adopted, such as the Company's policies on conflict of interest, gifts, sponsorship and entertainment, supplier and vendor relations, and whistleblowing.

Board Responsibilities

The responsibilities of the Board are set out in the *PLDT CG Manual* and *By-Laws*. The general responsibilities of the Board are to exercise corporate powers and conduct the business of the Company in consonance with good corporate governance principles and to foster the long term success of the Company and secure its sustained competitiveness. The major specific responsibilities of the Board include the following: (a) select and appoint the CEO and other officers; (b) determine, together with Management, the Company's vision, mission and strategic objectives; (c) oversee Management's implementation of business strategies, plans and policies, financial reporting and internal control systems, enterprise risk management, compensation policies and programs, and succession planning for senior management; and (d) ensure that the Company has an effective internal audit system, compliance program, investor relations program, communication program for sectors in the community in which the Company operates or which are directly affected by its operations, and an independent audit mechanism. The Board Committees, namely, the Audit Committee, Governance and Nomination Committee, Executive Compensation Committee and *Technology Strategy Committee*, assist the Board in the performance of its responsibilities.

Duties to Shareholders and Minority Stockholders

The *PLDT CG Manual* mandates that the Company shall respect and uphold the rights of stockholders, including the right to vote, pre-emptive right, the right to inspect corporate books and records, the right to timely receive relevant information, the right to dividends, and the appraisal right. The *PLDT CG Manual* also provides that it is the duty of the Board to facilitate the exercise of stockholders' rights, including stockholders' participation in annual or special meetings. Related to this, the Company, in addition to the requirements in the *Corporation Code*, promptly posts notices of annual meetings or special meetings on the Company website, along with the agenda, Information Statement and Annual Report; conducts voting by poll in stockholders' meeting and promptly posts the voting results on the Company website; and sends to all its stockholders its financial statements (contained in the Annual Report) at least 15 business days prior to its annual meeting without need for any request. The Company also explores and implements steps to reduce excessive or unnecessary costs that impede stockholders' participation in order to encourage stockholders to attend annual and special stockholders' meetings and to act with transparency and fairness at such meetings.

In addition to the foregoing stockholder rights, minority stockholders have the right to nominate candidates for directors, including independent directors, and the right to cumulative voting which enables minority shareholder representation on the Board. The rights of minority stockholders are protected through the Company's compliance with relevant laws, rules and regulations and observance of best practices which increase the quality of Board oversight and lessen the risks arising from conflicts of interest, such as the election of independent directors in the Board, the all-independent director

¹¹ A copy of the *PLDT CG Manual* is posted at:

<http://pldt.com/docs/default-source/corporate-governance-files/CG-Manual/pldt-manual-on-corporate-governance-.pdf?sfvrsn=0>.

¹² A copy of the *PLDT Code of Business Conduct and Ethics* is posted at:

<http://pldt.com/docs/default-source/policies/pldt-code-of-business-conduct-and-ethics.pdf?sfvrsn=4>.

¹³ A copy of the *By-Laws* is posted at:

[http://pldt.com/docs/default-source/Articles-of-Incorporation-and-By-laws/pldt-by-laws-\(amended\).pdf?sfvrsn=0](http://pldt.com/docs/default-source/Articles-of-Incorporation-and-By-laws/pldt-by-laws-(amended).pdf?sfvrsn=0).

composition of the Audit Committee, and the majority membership of independent directors in the Governance and Nomination Committee and Executive Compensation Committee; and with relevant Company policies on the handling of conflicts of interest and related party transactions which provide for the appropriate review, approval and disclosures of such relationships and transactions.

Respect for Stakeholders

PLDT recognizes that fulfilling its obligations to its various stakeholders is an integral aspect of good corporate governance. The Company's philosophy regarding its various stakeholders is embodied in the *PLDT CG Manual* and the *PLDT Group Corporate Social Responsibility (CSR) Statement* which considers as an integral part of the Company's business the imperative to help improve the overall well-being of the Filipino people. To achieve this goal, the Company proactively addresses the interests of its various stakeholders. As we seek to enhance value for our shareholders, we recognize our responsibility to: (a) provide quality products and services for our customers; (b) develop our employees; (c) work with our suppliers and business partners in an ethical and mutually beneficial manner; (d) care for the environment; and (e) improve our communities.

Disclosure Duties

It is the Company's policy to make timely disclosures of material information and transactions that could potentially affect the market price of the Company's shares and such other information which are required to be disclosed pursuant to the *Securities Regulation Code ("SRC")* and its Implementing Rules and Regulations including, without limitation, earnings results, acquisition or disposal of significant assets, off balance-sheet transactions, related party transactions, Board membership changes, shareholdings of Directors and Officers and any changes thereto, and remuneration of Directors and Officers. The Company files with the Philippine Securities and Exchange Commission ("**SEC**") and the Philippine Stock Exchange ("**PSE**") all written disclosures or reports on material information and transactions in accordance with the *SRC* and its Implementing Rules and Regulations and the established procedures of the SEC and the PSE regarding such matters.

(c) How often does the Board review and approve the vision and mission?

The Company's Mission/Vision guides the overall strategic direction and plans and is thereby periodically reviewed and evaluated by the Board at least once a year during the review by the Board of such strategic direction, plans and budgets. The Mission/Vision and the corporate strategy were reviewed by the Board as part of its annual strategic planning session in the last financial year.

(d) Directorship in Other Companies

(i) Directorship in the Company's Group¹⁴

Identify, as and if applicable, the members of the company's Board of Directors who hold the office of director in other companies within its Group:

Director's Name	Corporate Name of the Group Company	Type of Directorship (Executive, Non-Executive, Independent). Indicate if director is also the Chairman ¹⁵
Manuel V. Pangilinan	Smart Communications, Inc.	Non-Executive, Chairman
	Connectivity Unlimited Resources Enterprise Inc.	Non-Executive, Chairman
	Francom Holdings, Inc.	Non-Executive, Chairman
	PH Communications Holdings Corporation	Non-Executive, Chairman
	PLDT Global Corporation (incorporated in the British Virgin Islands)	Non-Executive, Chairman
	Digital Telecommunications Phils., Inc.	Non-Executive
	Digitel Mobile Phils., Inc.	Non-Executive
	PLDT Global Investments Holdings, Inc. (formerly SPi Global Holdings, Inc.)	Non-Executive, Chairman
	PLDT Online Investments PTE Ltd. (incorporated in Singapore)	Non-Executive, Chairman
	PLDT Digital Investments PTE Ltd. (incorporated in Singapore)	Non-Executive, Chairman
	Manila Electric Company	Non-Executive, Chairman
	Meralco PowerGen Corporation	Non-Executive, Chairman
	Beacon Electric Asset Holdings, Inc.	Non-Executive, Chairman

¹⁴ The Group is composed of the parent, subsidiaries, associates and joint ventures of the Company. (ACGR footnote)

¹⁵ Excludes directorships in 2014 which have been relinquished as of the date of this report.

Napoleon L. Nazareno	Smart Communications, Inc.	Executive, President & CEO
	ACeS Philippines Cellular Satellite Corp.	Non-Executive, Chairman
	Mabuhay Investments Corporation	Executive, Chairman, President & CEO
	ePLDT, Inc.	Non-Executive, Chairman
	PLDT Global Corporation	Non-Executive
	Digital Telecommunications Phils., Inc.	Non-Executive, Chairman
	Digitel Mobile Phils., Inc.	Non-Executive, Chairman
	PLDT Global Investments Holdings, Inc. (formerly SPi Global Holdings, Inc.)	Non-Executive
	PLDT Online Investments PTE Ltd. (incorporated in Singapore)	Non-Executive
	PLDT Digital Investments PTE Ltd. (incorporated in Singapore)	Non-Executive
	PLDT Communications and Energy Ventures Inc. (formerly, Pilipino Telephone Corporation)	Non-Executive, Chairman
	Smart Broadband, Inc.	Non-Executive, Chairman
	Wolfpac Mobile, Inc.	Non-Executive, Chairman
	i-Contacts Corporation	Non-Executive, Chairman
	Connectivity Unlimited Resources Enterprise Inc.	Executive, President & CEO
	Francom Holdings, Inc.	Executive, President & CEO
	Primeworld Digital System, Inc.	Non-Executive, Chairman
PH Communications Holdings Corporation	Executive, President & CEO	
Beacon Electric Asset Holdings, Inc.	Non-Executive	
Manila Electric Company	Non-Executive	
Meralco PowerGen Corporation	Non-Executive	
Ray C. Espinosa	Bonifacio Communications Corporation	Non-Executive
	Manila Electric Company	Non-Executive, General Counsel
	Beacon Electric Asset Holdings, Inc.	Non-Executive
	Meralco PowerGen Corporation	Non-Executive
James L. Go	Manila Electric Company	Non-Executive
	Meralco PowerGen Corporation	Non-Executive
Artemio V. Panganiban	Manila Electric Company	Independent Director
Pedro E. Roxas	Manila Electric Company	Independent Director
Ma. Lourdes C. Rausa-Chan	ePLDT, Inc.	Executive, Corporate Secretary
	PLDT Global Investments Holdings, Inc. (formerly SPi Global Holdings, Inc.)	Executive, Corporate Secretary

(ii) Directorship in Other Listed Companies

Identify, as and if applicable, the members of the company's Board of Directors who are also directors of publicly-listed companies outside of its Group:

Director's Name	Name of Listed Company	Type of Directorship (Executive, Non-Executive, Independent). Indicate if director is also the Chairman
Manuel V. Pangilinan	First Pacific Company Limited (listed in the Hong Kong Stock Exchange)	Executive
	Metro Pacific Investments Corporation	Non-Executive, Chairman
Napoleon L. Nazareno	Philex Mining Corporation	Non-Executive, Chairman
	First Pacific Company Limited (listed in the Hong Kong Stock Exchange)	Non-Executive
Helen Y. Dee	EEl Corporation	Non-Executive
	National Reinsurance Corporation of the Philippines	Non-Executive, Chairman
	PetroEnergy Resources Corporation	Non-Executive, Chairman

	Rizal Commercial Banking Corporation	Non-Executive, Chairman
	Seafront Resources Corporation	Non-Executive, Chairman
Ray C. Espinosa	Lepanto Consolidated Mining Company	Independent Director
James L. Go	JG Summit Holdings, Inc.	Executive, Chairman, CEO
	Oriental Petroleum and Minerals Corporation	Executive, Chairman
	Universal Robina Corporation	Non-Executive, Chairman
	Robinsons Land Corporation	Non-Executive, Chairman
	Robinsons Retail Holdings, Inc.	Executive, Deputy CEO
	Cebu Air, Inc.	Non-Executive
Artemio V. Panganiban	Petron Corporation	Independent Director
	Bank of the Philippine Islands	Independent Director
	First Philippine Holdings Corporation	Independent Director
	Metro Pacific Investments Corporation	Independent Director
	Robinsons Land Corporation	Independent Director
	GMA Network	Independent Director
	GMA Holdings	Independent Director
	Asian Terminals, Inc.	Independent Director
	Jollibee Foods Corporation	Non-Executive
Pedro E. Roxas	Roxas Holdings, Inc.	Non-Executive, Chairman
	Roxas & Company, Inc.	Executive, Chairman, President & CEO
	BDO Private Bank	Independent Director
Juan B. Santos	First Philippine Holdings Corporation	Non-Executive
	Philex Mining Corporation	Non-Executive
	Alaska Milk Corporation	Non-Executive
Tony Tan Caktiong	Jollibee Foods Corporation	Executive, Chairman, CEO
	First Gen Corporation	Independent Director
Alfred V. Ty	GT Capital Holdings, Inc.	Non-Executive, Vice Chairman

(iii) Relationship within the Company and its Group

Provide details, as and if applicable, of any relation among the members of the Board of Directors, which links them to significant shareholders in the company and/or in its group:

Director's Name	Name of the Significant Shareholder	Description of the relationship
Manuel V. Pangilinan	Philippine Telecommunications Investment Corporation (PTIC)	Chairman of the Board of Directors and proxy or duly authorized representative of PTIC to represent and vote the PLDT shares of common stock of PTIC in the Annual Meeting of Stockholders of PLDT ("AGM"). PTIC owns 12.05% of PLDT's outstanding common stock. ¹⁶
	Metro Pacific Resources, Inc. (MPRI)	Chairman of the Board of Directors, President and duly appointed proxy or authorized representative of MPRI to represent and vote the PLDT shares of common stock of MPRI in the AGM. MPRI owns 9.98% of PLDT's outstanding common stock. ¹⁶
Napoleon L. Nazareno	PTIC	Director of PTIC which owns 12.05% of PLDT's outstanding common stock.
	MPRI	Director of MPRI which owns 9.98% of PLDT's outstanding common stock.

¹⁶ In addition to the 26,034,263 shares and 21,556,676 shares of PLDT common stock owned on record by PTIC and Metro Pacific Resources, Inc., or MPRI, respectively, both of which are Philippine affiliates of First Pacific, 7,653,703 ADRs, whose underlying common shares represents approximately 3.54% of the outstanding common stock of PLDT are owned by a non-Philippine wholly-owned subsidiary of First Pacific. The common shares and the underlying common shares of the ADRs owned by PTIC, MPRI and the non-Philippine wholly-owned subsidiary of First Pacific (collectively referred to herein as First Pacific Group), collectively represents 25.6% of the outstanding common stock of PLDT as at December 31, 2014.

	BTF Holdings, Inc. (BTFHI)	Director of BTFHI which owns 100% of PLDT's outstanding voting preferred stock.
Ray C. Espinosa	PTIC	Director and Corporate Secretary of PTIC which owns 12.05% of PLDT's outstanding common stock.
	MPRI	Director of MPRI which owns 9.98% of PLDT's outstanding common stock.
	BTFHI	Director of BTFHI which owns 100% of PLDT's outstanding voting preferred stock.
James L. Go	JG Summit Group	Chairman and CEO of JG Summit Holdings, Inc. ¹⁷
Setsuya Kimura	NTT DOCOMO, Inc. (NTTD)	Director, Network Department of NTTD. NTTD owns 10.55% of PLDT's outstanding common stock. ¹⁸
Hideaki Ozaki	NTT Communications Corporation (NTTC)	Vice President of Planning, Global Sales/Global Business of NTTC. NTTC owns 5.85% of PLDT's outstanding common stock.

- (iv) Has the company set a limit on the number of board seats in other companies (publicly listed, ordinary and companies with secondary license) that an individual director or CEO may hold simultaneously? In particular, is the limit of five board seats in other publicly listed companies imposed and observed? If yes, briefly describe other guidelines:

	Guidelines	Maximum Number of Directorships in other companies
Executive Director	<p>The Governance and Nomination Committee of the PLDT Board of Directors shall ensure that the Executive Directors, Independent Directors, Non-Executive Directors who serve as full-time executives in other corporations shall submit themselves to a low-indicative limit on directorships in other corporations. The capacity of the director to diligently and efficiently perform his/her duties and responsibilities to the Company should not be compromised.</p> <p>The Company has not set a one-size fits all quantitative limit on directorships which may not give due regard to differences in individual capabilities and nature of directorships. The Company has instead adopted, as embodied in the <i>PLDT CG Manual</i>, a performance-based standard that directorships should not compromise the capacity of a director to serve and perform his duties and responsibilities to the Company diligently and efficiently.</p>	Please see the standard described in the second column under <i>Guidelines</i> .
Non-Executive Director		
CEO		

¹⁷ The total shareholdings of JG Summit Group is 17,305,625 shares, of which 17,208,753 shares are beneficially owned by JGSHI, 86,723 shares are beneficially owned by Express Holdings, Inc., 10,148 shares are beneficially owned by Ms. Elizabeth Yu Gokongwei and 1 share is beneficially owned by Mr. James L. Go, all held on record by PCD Nominee Corporation, collectively representing 8.0% of the outstanding common stock of PLDT as at December 31, 2014. Based on a certification signed by a duly authorized officer of JGSHI, under the By-Laws of JGSHI, each of the Chairman and CEO of JGSHI (Mr. James L. Go) and President and Chief Operating Officer of JGSHI (Mr. Lance Y. Gokongwei) is authorized to vote the 17,208,753 common shares of PLDT owned by JGSHI and to appoint and/or sign proxies in behalf of JGSHI in connection with the Annual Meeting.

¹⁸ In addition to the 22,796,902 common shares owned on record by NTT DOCOMO, NTT DOCOMO also owns 8,533,253 American Depositary Shares (ADSs) whose underlying common shares represent approximately 3.95% of the outstanding common stock of PLDT. The common shares and the underlying common shares of the ADSs owned by NTT DOCOMO collectively represents 14.50% of the outstanding common stock of PLDT as at December 31, 2014.

(e) Shareholding in the Company

Complete the following table on the members of the company's Board of Directors who directly and indirectly own shares in the company:

Name of Director	Number of Direct shares	Number of Indirect shares / Through (name of record owner)	% of Capital Stock	
			% of Common Capital Stock	% of Total Outstanding Capital Stock
Manuel V. Pangilinan	244,450	1,000	0.113605	0.036851
Napoleon L. Nazareno	6,427	13,872 (PCD Nominee Corporation or PCD)	0.009395	0.003048
James L. Go	57,914	77,000 (PCD)	0.062444	0.020256
Helen Y. Dee	98	1080 (PCD) ¹⁹	0.000545	0.000177
Ray C. Espinosa	13,043	2,700 (PCD)	0.007287	0.002364
Artemio V. Panganiban	1	1,770	0.000820	0.000266
Juan B. Santos	2	-	0.000001	0.000000
Setsuya Kimura	1	-	0.000000	0.000000
Hideaki Ozaki	1	-	0.000000	0.000000
Pedro E. Roxas	21	210 (PCD) ²⁰	0.000107	0.000035
Alfred V. Ty	1	-	0.000000	0.000000
Tony Tan Caktiong	1	-	0.000000	0.000000
Ma. Lourdes C. Rausa-Chan	39	660 (PCD)	0.000324	0.000105
TOTAL	321,999	98,292	0.194529	0.063101

2) Chairman and CEO

(a) Do different persons assume the role of Chairman of the Board of Directors and CEO? If no, describe the checks and balances laid down to ensure that the Board gets the benefit of independent views.

Yes No

Identify the Chair and CEO:

Chairman of the Board	Manuel V. Pangilinan
CEO/President	Napoleon L. Nazareno

(b) Roles, Accountabilities and Deliverables

Define and clarify the roles, accountabilities and deliverables of the Chairman and CEO.

	Chairman	Chief Executive Officer
Role	<ul style="list-style-type: none"> Provide leadership for the Board and ensure that the Board works effectively and performs its duties responsibly. 	<ul style="list-style-type: none"> Have the general care, supervision and management of the business and affairs of the corporation, subject to the control of the Board. Exercise such functions and all duties incident to the office of the President and such other duties as may, from time to time, be assigned to him by the Board or as prescribed in the <i>By-Laws</i>. Provide leadership for management in developing and implementing business strategies, plans and budgets.

¹⁹ Includes 835 shares for the account of Michelle Y. Dee-Santos and 245 shares under the name of Helen Y. Dee, both through PCD Nominee Corporation.

²⁰ Buyer is a Trust controlled by Mr. Roxas for his children through PCD Nominee Corporation.

Accountabilities	<ul style="list-style-type: none"> • Ensure that Board meetings are held in accordance with the <i>By-Laws</i> and annual schedule is approved by the Board. 	<ul style="list-style-type: none"> • See that all orders and resolutions of the Board are carried to effect, subject to the right of the Board to delegate any specific powers, except as may by statute be exclusively conferred on the President, to any officer or officers of the Company.
Deliverables	<ul style="list-style-type: none"> • Preside at all meetings of the stockholders and Board of Directors. • Supervise the preparation of the agenda of each meeting in coordination with the Corporate Secretary, taking into consideration the proposals of the CEO, Management and Directors of the Company. • Assist in assuring compliance with and performance of the corporate governance policies and practices. • Ensure that the lines of communication and flow of information between Management and the Board are maintained. 	<ul style="list-style-type: none"> • In the absence of the Chairman of the Board, preside at all meetings of the stockholders and the Board. • Ensure that the business and affairs of the Company are managed in a sound and prudent manner and operational, financial and internal controls are adequate and effective to ensure reliability and integrity of financial and operational information, effectiveness and efficiency of operations, safeguarding of assets and compliance with laws, rules, regulations and contracts. • With the assistance of the rest of Management, provide the Board with a balanced, understandable and accurate account of the Company's performance, financial condition, results of operations, and prospects, on a regular basis.

3) Explain how the board of directors plans for the succession of the CEO/Managing Director/President and the top key management positions?

Our Board is committed to ensure the continuity of executive leadership as a critical factor in sustaining the success of the PLDT Group. To this end, a succession planning process referred to as Leadership Succession Planning and Development has been established. This enterprise-wide process covers senior management positions, including the President and CEO. Reflecting the significance that the Chairman of the Board attaches to succession planning, the First Pacific Leadership Academy was reorganized to facilitate the succession planning process within the PLDT Group and other companies affiliated with First Pacific. The Board's involvement in Leadership Succession Planning and Development is performed through its Executive Compensation Committee (ECC), which reviews and updates the criteria for employment and promotion, as well as any training and development plans for senior management, keeps track of their performance and development, and reviews their potential career paths.

4) Other Executive, Non-Executive and Independent Directors

Does the company have a policy of ensuring diversity of experience and background of directors in the board? Please explain.

Among the specific duties and functions of the Board as enumerated in the *PLDT CG Manual*, the Board is tasked to ensure a high standard of governance for the Company and to promote and protect the interest of the Company, its stockholders and other stakeholders. In this regard, the Board has the duty to implement a process of selection of Directors to ensure a mix of knowledge, expertise and experience and balance among Independent, non-Executive and Executive Directors in the context of the needs of the Board, and that each Director can add value and contribute independent judgment to the formulation of sound corporate strategies and policies.

Further, the Charter of the Governance and Nomination Committee (GNC)²¹ of the Board directs the GNC, as part of its nomination function, to pre-screen and shortlist candidates nominated to become a member of the Board in accordance with the qualifications and disqualifications set forth in the Charter and such other factors which the GNC may deem appropriate, such as judgment, skill, experience with other business organizations of a size comparable to that of the Company, the interplay of a candidate's experience with the experience of other Directors, and possible conflict of interest.

For the efficient and effective performance of this function, the GNC uses the *Company's Guidelines on the Search, Screening and Selection of Directors*²² and related *Screening Checklist* which contains, among others, the criteria and qualifications for directorship and a matrix on the skills, expertise and experience relevant to the responsibilities of the Board.

Does it ensure that at least one non-executive director has an experience in the sector or industry the company belongs to? Please explain.

²¹ A copy of the *Governance and Nomination Committee Charter, as amended ("GNC Charter")* is posted at: <http://www.pldt.com.ph/about/management/Documents/Governance%20and%20Nomination%20Committee%20Charter.pdf>.

²² See <http://pldt.com/docs/default-source/compliance/corporate-governance-materials/acgs/guidelines-on-the-search-screening-and-selection-of-directors-.pdf?sfvrsn=0>.

The Company ensures that at least one non-executive director has experience in the industry that the Company belongs to, i.e., the telecommunications industry. For the covered year 2014, the Company had as non-executive directors Mr. Setsuya Kimura, Mr. Hideaki Ozaki and Mr. James L. Go, who all have experience in the telecommunications industry.

Define and clarify the roles, accountabilities and deliverables of the Executive, Non-Executive and Independent Directors:

	Executive	Non-Executive	Independent Director
Role	<p>Executive, Non-Executive and Independent Directors are members of the Board which has the responsibility for fostering the long-term success of the Company and securing its sustained competitiveness, and the authority to exercise the corporate powers, conduct the business, and control the properties of the Company in order to perform such responsibility.</p> <p>All directors have a three-fold duty of obedience, diligence and loyalty to the Company as set forth in the <i>PLDT CG Manual</i>: (a) to act within the scope of power and authority of the Company and the Board; (b) to exercise his best care, skill, judgment and observe utmost good faith; and (c) to act in the best interest of the Company and for the common benefit of the Company's stockholders and other stakeholders.</p> <p>All directors must devote the time and attention necessary to properly discharge their fiduciary duties and must exercise independent judgment.</p>		
Accountabilities	<p>As members of the Board, Executive, Non-Executive and Independent Directors shall participate and contribute in the performance of the responsibilities of the Board as set forth in the <i>PLDT CG Manual</i>, including to: (a) select and appoint the CEO and other Officers; (b) determine, together with Management, the Company's vision, mission and strategic objectives; (c) oversee Management's implementation of business strategies, plans and policies and overall performance, financial reporting and internal control systems, enterprise risk management, compensation policies and programs, and succession planning for senior management; and (d) ensure that the Company has an effective internal audit system, compliance program, investor relations program, communication program for sectors in the community in which the Company operates or which are directly affected by its operations, and an independent audit mechanism.</p> <p>In addition to the foregoing:</p> <p>Executive Directors shall perform the functions and duties of the offices which they occupy as executive officers of the Company. The President & CEO shall have general care and management of the business operations of the Company and shall ensure that: (a) the business of the Company is managed in a sound and prudent manner; and (b) the operational, financial and internal controls are adequate and effective. The other Executive Directors shall assist the President & CEO by performing the functions of their respective offices.</p> <p>Independent Directors, as members of the Audit Committee which under the <i>PLDT CG Manual</i> shall be composed entirely of Independent Directors, shall collectively perform the functions of the said committee, which include selection, appointment or dismissal of independent auditors; oversight over the integrity of the Company's accounting and financial reporting principles and policies, financial statements and their independent audit, and internal control system, compliance with applicable laws and regulations, enterprise risk management, and audit process; and review of material related party transactions. Independent Directors, as members comprising the majority of the Governance and Nomination Committee and Executive Compensation Committee, shall exercise oversight and provide guidance on matters concerning governance, nomination and compensation.</p> <p>Please refer to <i>Annex C-A.4: "Other Executive, Non-Executive and Independent Directors"</i> hereto attached for further discussion on Accountabilities/Deliverables.</p>		
Deliverables			

Provide the company's definition of "independence" and describe the company's compliance to the definition.

"Independent Director" means a person who is independent of Management and who, apart from his fees and shareholdings, is free from any business or other relationship with the Company which could, or could reasonably be perceived to, materially interfere with his exercise of independent judgment in carrying out his responsibilities as a director of the Company.

The GNC pre-screens the candidates nominated for election as Independent Directors and determines if they are eligible for election as such, taking into consideration the qualifications of directors, the independence criteria/standards provided in the *By-Laws, PLDT CG Manual* and Charters of the Board Committees, and such other independence criteria/standards as may be considered and recommended by the GNC and approved by the Board.

Please refer to *Annex C-A.4: "Other Executive, Non-Executive and Independent Directors"* hereto attached for a detailed definition of "independence". Such definition is also set forth in the *PLDT CG Manual* and each of the Board Committees' Charters.

Does the company have a term limit of five consecutive years for independent directors? If after two years, the company wishes to bring back an independent director who had served for five years, does it limit the term for no more than four additional years? Please explain.

In accordance with SEC Memorandum Circular No. 9, Series of 2011, the Company limits the term of independent directors to 5 consecutive years. After the completion of the five-year service, an independent director shall no longer be eligible for election as such, unless such independent director has undergone a “cooling off period” of 2 years. If such independent director is re-elected after the “cooling off period”, he can only serve for 5 additional years after which he is perpetually barred from being elected as such. In accordance with the SEC’s interpretative guidelines, the application of the term limit shall begin upon election on or after January 2, 2012.

5) Changes in the Board of Directors (Executive, Non-Executive and Independent Directors)

(a) Resignation/Death/Removal

Indicate any changes in the composition of the Board of Directors that happened during the period:

Name	Position	Date of Cessation	Reason
None	--	--	--

(b) Selection/Appointment, Re-election, Disqualification, Removal, Reinstatement and Suspension

Describe the procedures for the selection/appointment, re-election, disqualification, removal, reinstatement and suspension of the members of the Board of Directors. Provide details of the processes adopted (including the frequency of election) and the criteria employed in each procedure:

Procedure	Process Adopted	Criteria
a. Selection/Appointment		
(i) Executive Directors	<p>1. All nominations for election of directors by stockholders shall be submitted in writing to the Board of Directors through the Chairman of the Board and the Secretary.</p> <p>2. The Governance and Nomination Committee (GNC) shall then pre-screen and shortlist candidates nominated to become members of the Board.</p> <p>3. Thereafter, the GNC will determine, identify and prepare a final list of the qualified Director and Independent Director nominees and recommend that the Board approve such final list and recommend to stockholders the qualified nominees included in the final list for election in the annual meeting of stockholders.</p> <p>Please refer to <i>Annex C-A.5: "Changes in the Board of Directors"</i> hereto attached for the detailed Procedure/Process Adopted.</p>	<p>1. Owner of at least one (1) share of stock of the Company</p> <p>2. Have a college education or equivalent academic degree</p> <p>3. At least 21 years old</p> <p>4. Possess integrity and probity</p> <p>5. Have a practical understanding of the business of the Company or previous business experience</p> <p>6. Have attended a seminar on corporate governance or issued an undertaking to attend such a seminar as soon as practicable.</p> <p>Please refer to <i>Annex C-A.5: "Changes in the Board of Directors"</i> hereto attached for the detailed Criteria.</p>
(ii) Non-Executive Directors	Same as the process for Executive Directors.	Same as the criteria for Executive Director.
(iii) Independent Directors	Same as the process for Executive Directors. In addition, the GNC pre-screens the candidates nominated for election as Independent Directors and	Same as the criteria for Executive and Non-Executive Directors. In addition, Independent Directors are subject to the criteria for Independent Directors enumerated in <i>Annex C-A.4: "Other</i>

	<p>determines if they are eligible for election as such, taking into consideration the qualifications for directors and the independence criteria/ standards specified in the <i>By-Laws, PLDT CG Manual</i> and Board Committees' Charters, and such other independence criteria/ standards as may be considered and recommended by the GNC and approved by the Board.</p> <p>Please refer to Annex C-A.5: "<i>Changes in the Board of Directors</i>" hereto attached for the detailed Procedure/Process Adopted.</p>	<p><i>Executive, Non-Executive and Independent Directors</i>" and definition of "Independence").</p>
b. Re-appointment		
(i) Executive Directors	Same as the process for Selection/Appointment.	Same as the criteria for the Selection/Appointment of Executive Directors.
(ii) Non-Executive Directors		
(iii) Independent Directors		Same as the criteria for the Selection/Appointment of Independent Directors.
c. Permanent Disqualification		
(i) Executive Directors	<p>1. The GNC may consider and recommend to the Board the permanent disqualification of a Director based on the grounds specified in the <i>By-Laws</i> and <i>PLDT CG Manual</i>.</p> <p>2. Any permanent disqualification of a Director recommended by the GNC to be valid and effective must be approved by the Board and comply with the requirements of applicable laws, rules and regulations.</p>	<p>Among others:</p> <ol style="list-style-type: none"> Any person convicted or adjudged guilty of any of the offenses or specified crimes; Any person who, by reason of misconduct, after hearing, is permanently enjoined by a final judgment or order of the Commission or any court or administrative body of competent jurisdiction from: (a) acting as an underwriter, broker, dealer, etc.; (b) acting as director or officer of a bank, quasi-bank, trust company, investment house, or investment company; (c) engaging in or continuing any conduct or practice in any of the capacities mentioned in subparagraphs (a) and (b) above. <p>Please refer to Annex C-A.5: "<i>Changes in the Board of Directors</i>" hereto attached for the detailed Criteria for Permanent Disqualification.</p>
(ii) Non-Executive Directors		Same as the criteria for the Permanent Disqualification of Executive Directors.
(iii) Independent Directors		<p>Same as the criteria for the Permanent Disqualification of Executive Directors.</p> <p>In addition, Independent Directors are permanently disqualified under Item (iv) of Added Restrictions in the Criteria for Selection/Appointment of Independent Directors. Please refer to Annex C-A.4: "<i>Other Executive, Non-Executive and Independent Directors</i>" hereto attached (see definition of "Independence").</p>
d. Temporary Disqualification		
(i) Executive Directors	1. The GNC recommends to the	1. Refusal to comply with the disclosure

	<p>Board the temporary disqualification of a Director based on the grounds specified in the <i>By-Laws</i> and <i>PLDT CG Manual</i>.</p> <p>2. Any temporary disqualification of a Director recommended by the GNC to be valid and effective must be approved by the Board and comply with the requirements of applicable laws, rules and regulations.</p> <p>3. A temporarily disqualified Director shall take the appropriate action to remedy or correct the disqualification. If he fails or refuses to do so for unjustified reasons, the disqualification shall become permanent.</p>	<p>requirements of the SRC and its Implementing Rules and Regulations;</p> <p>2. Absence in more than fifty percent (50%) of all Board meetings during his incumbency or any twelve (12) month period during said incumbency;</p> <p>3. Dismissal or termination for cause as director of any corporation covered by the <i>SEC CG Code</i>;</p> <p>4. Being under preventive suspension by the Company (in the case of an Executive Director); and</p> <p>5. If any of the judgments or orders cited in the grounds for permanent disqualification has not yet become final.</p> <p>Please refer to <i>Annex C-A.5: "Changes in the Board of Directors"</i> hereto attached for the detailed Criteria for Temporary Disqualification.</p>
(ii) Non-Executive Directors	Please refer to <i>Annex C-A.5: "Changes in the Board of Directors"</i> hereto attached for the detailed Procedure/Process Adopted.	Same as the criteria for the Temporary Disqualification of Executive Directors, except Item 4.
(iii) Independent Directors		
e. Removal		
(i) Executive Directors	<p>PLDT follows the procedure set forth under Sec. 28 of the <i>Corporation Code</i>, i.e., any director of the company may be removed from office by a vote of the stockholders holding or representing at least two-thirds (2/3) of the outstanding capital stock at a regular or special meeting duly called for such purpose.</p> <p>Please refer to <i>Annex C-A.5: "Changes in the Board of Directors"</i> hereto attached for the detailed Procedure/Process Adopted.</p>	May be with or without cause.
(ii) Non-Executive Directors		
(iii) Independent Directors		
f. Re-instatement		
(i) Executive Directors	Same as the process for the Selection/Appointment of Executive Directors.	Same as the criteria for the Selection/Appointment of Executive Directors.
(ii) Non-Executive Directors		
(iii) Independent Directors		
g. Suspension		
(i) Executive Directors	Same as the process for the Temporary Disqualification of Executive Directors.	Same as the criteria for Temporary Disqualification.
(ii) Non-Executive Directors		
(iii) Independent Directors		

Note: The foregoing information are set forth in the *By-Laws, Governance and Nomination Charter* and/or the PLDT's *Board of Director/s Screening Checklist*.

Voting Result of the last Annual General Meeting (2014)

Name of Director	Votes Received
Artemio V. Panganiban	327,738,545
Pedro E. Roxas	328,527,012
Alfred V. Ty	330,713,241
Helen Y. Dee	324,382,165
Ray C. Espinosa	327,448,687
James L. Go	324,053,683
Setsuya Kimura	326,394,619
Napoleon L. Nazareno	329,337,035
Manuel V. Pangilinan	330,570,314
Hideaki Ozaki	324,378,015
Ma. Lourdes C. Rausa-Chan	326,896,103
Juan B. Santos	326,444,355
Tony Tan Caktiong	326,444,365

6) Orientation and Education Program

(a) Disclose details of the company's orientation program for new directors, if any.

At the start of the service of a new director, the Chairman, President & CEO, Chief Financial Officer, Corporate Secretary and Chief Governance Officer give a newly appointed director a briefing on the Company's structure and business, the responsibilities of the Board and its Committees and how each operates and the schedule of Board meetings, among others. The new director is also furnished with copies of all relevant information about the Company and policies applicable to the directors, including the *Articles of Incorporation*, *By-Laws*, *Annual Report*, *PLDT CG Manual*, *PLDT Code of Ethics*, the *Charters of the Board Committees*, and *PLDT's Handbook on Corporate Governance*.

(b) State any in-house training and external courses attended by Directors and Senior Management²³ for the past three (3) years:

Date and venue	Topic	Speaker/s
For Year 2014		
<i>For the Board of Directors:</i> December 4, 2014 Manila AB Rooms Makati Shangri-la Hotel	CORPORATE GOVERNANCE: WHAT TO EXPECT FROM THE SEC	HON. TERESITA J. HERBOSA Chairperson, Philippine Securities and Exchange Commission
	CORPORATE GOVERNANCE TRENDS & CURRENT TOPICS IN DEVELOPED ECONOMIES & THEIR APPLICATION IN THE PHILIPPINES & OTHER ASEAN COUNTRIES	MR. GRAHAM WINTER, Partner and MS. KELLY AUSTIN, Partner Gibson Dunn
April 1, 2014 PLDT Boardroom 7/F Ramon Cojuangco Building Makati	BRIEFING ON CORPORATE GOVERNANCE REQUIREMENTS UNDER US LAWS AND REGULATIONS AND FOREIGN CORRUPT PRACTICES ACT OF 1977	MR. GARTH W. BRAY Partner, Sullivan & Cromwell LLP

²³ Senior Management refers to the CEO and other persons having authority and responsibility for planning, directing and controlling the activities of the company. (ACGR footnote)

<i>For Senior and Middle Managers</i> December 1, 2014 Meralco Theater	21 st CENTURY LEADERSHIP AND GOVERNANCE: THRIVING AMID CHANGE, COMPLEXITY, AND LOTS OF CHOICES	MR. CHRIS LOWNEY Chairman Catholic Health Initiatives
For Year 2013 <i>For the Board of Directors:</i> December 2, 2013 Manila AB Rooms Makati Shangri-la Hotel	ENSURING EFFECTIVE BOARD OVERSIGHT OF ETHICS AND COMPLIANCE: EMERGING TRENDS AND LESSONS LEARNED	MR. WINTHROP SWENSON Partner, Compliance Systems Legal Group
<i>For Senior and Middle Managers:</i> November 26, 2013 Meralco Theater	HANDLING ETHICAL DILEMMAS: TOOLS AND TECHNIQUES	PROF. GRETCHEN WINTER, J.D. Executive Director, Center for Professional Responsibility University of Illinois at Urbana-Champaign
For Year 2012 <i>For the Board of Directors:</i> November 19, 2012 Meralco Lighthouse	NAVIGATING THE NEW WORLD OF BUSINESS	DR. THOMAS DONALDSON, PhD Mark O. Winkelman Professor, Wharton School of the University of Pennsylvania
<i>For Officers:</i> November 20, 2012 Meralco Theater	NAVIGATING THE NEW WORLD OF BUSINESS*	Director, the Zicklin Center for Business Ethics Research, the Wharton School, University of Pennsylvania

*Note: The content for these enhancement sessions has been customized for Officers.

(c) Continuing education programs for directors: programs and seminars and roundtables attended during the year.

In accordance with the *PLDT CG Manual*, PLDT provides as part of its education and communication program, continuous training for its Board, senior management, officers, executives, and employees, which includes an annual enhancement session conducted by internationally known experts to share their insights and interact with the Board, senior management and officers. PLDT has organized and conducted [nine \(9\) corporate governance](#) enhancement sessions for the Board since 2007. Further, in furtherance of the Company's Leadership Succession Planning and Development Process, the Executive Compensation Committee (ECC) reviews training and development plans for senior management and officers, and offers additional training and development opportunities through the First Pacific Leadership Academy.

The corporate governance training and enhancement sessions attended by our directors in the year 2014 are set forth in the table below.

Name of Director/Officer	Date of Training	Program	Name of Training Institution
Manuel V. Pangilinan	Dec 4, 2014	Corporate Governance: What To Expect From the SEC	Speaker: Hon. Teresita J. Herbosa Chairperson, Philippine Securities and Exchange Commission (SEC)
		Corporate Governance Trends & Current Topics in Developed Economies & Their Application in the Philippines & Other ASEAN Countries	Speakers: Mr. Graham Winter, Partner and Ms. Kelly Austin, Partner Gibson Dunn
	Oct 15, 2014	Synopsis on Legal and Regulatory issues: Revised Listing Rules on Connected Transactions	Speaker: Graham Winter Partner, Gibson Dunn
	Apr 1, 2014	Briefing on Corporate Governance Requirements Under U.S. Laws and Regulations and Foreign Corrupt Practices Act Of 1977	Speaker: Mr. Garth W. Bray Partner, Sullivan & Cromwell LLP

Napoleon L. Nazareno	Dec 4, 2014	Corporate Governance: What To Expect From the SEC	Speaker: Hon. Teresita J. Herbosa Chairperson, Philippine SEC
		Corporate Governance Trends & Current Topics in Developed Economies & Their Application in the Philippines & Other ASEAN Countries	Speakers: Mr. Graham Winter, Partner and Ms. Kelly Austin, Partner Gibson Dunn
	Oct 15, 2014	Synopsis on Legal and Regulatory issues: Revised Listing Rules on Connected Transactions	Speaker: Graham Winter Partner, Gibson Dunn
	Apr 1, 2014	Briefing on Corporate Governance Requirements Under U.S. Laws and Regulations and Foreign Corrupt Practices Act Of 1977	Speaker: Mr. Garth W. Bray Partner, Sullivan & Cromwell LLP
Ray C. Espinosa	Dec 4, 2014	Corporate Governance: What To Expect From the SEC	Speaker: Hon. Teresita J. Herbosa Chairperson, Philippine SEC
		Corporate Governance Trends & Current Topics in Developed Economies & Their Application in the Philippines & Other ASEAN Countries	Speakers: Mr. Graham Winter, Partner and Ms. Kelly Austin, Partner Gibson Dunn
	Apr 1, 2014	Briefing on Corporate Governance Requirements Under U.S. Laws and Regulations and Foreign Corrupt Practices Act Of 1977	Speaker: Mr. Garth W. Bray Partner, Sullivan & Cromwell LLP
	Mar 31, 2014	ASEAN Corporate Governance Scorecard Orientation	Mr. Ricardo Nicanor N. Jacinto President & CEO, Institute of Corporate Directors
Helen Y. Dee	Dec 4, 2014	Corporate Governance: What To Expect From the SEC	Speaker: Hon. Teresita J. Herbosa Chairperson, Philippine SEC
		Corporate Governance Trends & Current Topics in Developed Economies & Their Application in the Philippines & Other ASEAN Countries	Speakers: Mr. Graham Winter, Partner and Ms. Kelly Austin, Partner Gibson Dunn
	Apr 1, 2014	Briefing on Corporate Governance Requirements Under U.S. Laws and Regulations and Foreign Corrupt Practices Act Of 1977	Speaker: Mr. Garth W. Bray Partner, Sullivan & Cromwell LLP
	Mar 22, 2014	Seminar on Corporate Governance	Leonardo G. Matignas, Jr. Partner, SGV & Co.
James L. Go	Dec 4, 2014	Corporate Governance: What To Expect From the SEC	Speaker: Hon. Teresita J. Herbosa Chairperson, Philippine SEC
		Corporate Governance Trends & Current Topics in Developed Economies & Their Application in the Philippines & Other ASEAN Countries	Speakers: Mr. Graham Winter, Partner and Ms. Kelly Austin, Partner Gibson Dunn

	Apr 1, 2014	Briefing on Corporate Governance Requirements Under U.S. Laws and Regulations and Foreign Corrupt Practices Act Of 1977	Speaker: Mr. Garth W. Bray Partner, Sullivan & Cromwell LLP
Juan B. Santos	Dec 4, 2014	Corporate Governance: What To Expect From the SEC	Speaker: Hon. Teresita J. Herbosa Chairperson, Philippine SEC
		Corporate Governance Trends & Current Topics in Developed Economies & Their Application in the Philippines & Other ASEAN Countries	Speakers: Mr. Graham Winter, Partner and Ms. Kelly Austin, Partner Gibson Dunn
	Apr 1, 2014	Briefing on Corporate Governance Requirements Under U.S. Laws and Regulations and Foreign Corrupt Practices Act Of 1977	Speaker: Mr. Garth W. Bray Partner, Sullivan & Cromwell LLP
Setsuya Kimura	Apr 1, 2014	Briefing on Corporate Governance Requirements Under U.S. Laws and Regulations and Foreign Corrupt Practices Act Of 1977	Speaker: Mr. Garth W. Bray Partner, Sullivan & Cromwell LLP
Hideaki Ozaki	Dec 4, 2014	Corporate Governance: What To Expect From the SEC	Speaker: Hon. Teresita J. Herbosa Chairperson, Philippine SEC
		Corporate Governance Trends & Current Topics in Developed Economies & Their Application in the Philippines & Other ASEAN Countries	Speakers: Mr. Graham Winter, Partner and Ms. Kelly Austin, Partner Gibson Dunn
	Apr 1, 2014	Briefing on Corporate Governance Requirements Under U.S. Laws and Regulations and Foreign Corrupt Practices Act Of 1977	Speaker: Mr. Garth W. Bray Partner, Sullivan & Cromwell LLP
Artemio V. Panganiban	Dec 4, 2014	Corporate Governance: What To Expect From the SEC	Speaker: Hon. Teresita J. Herbosa Chairperson, Philippine SEC
		Corporate Governance Trends & Current Topics in Developed Economies & Their Application in the Philippines & Other ASEAN Countries	Speakers: Mr. Graham Winter, Partner and Ms. Kelly Austin, Partner Gibson Dunn
	Apr 1, 2014	Briefing on Corporate Governance Requirements Under U.S. Laws and Regulations and Foreign Corrupt Practices Act Of 1977	Speaker: Mr. Garth W. Bray Partner, Sullivan & Cromwell LLP
	Mar 31, 2014	ASEAN Corporate Governance Scorecard Orientation	Mr. Ricardo Nicanor N. Jacinto President & CEO, Institute of Corporate Directors
Pedro E. Roxas	Dec 4, 2014	Corporate Governance: What To Expect From the SEC	Speaker: Hon. Teresita J. Herbosa Chairperson, Philippine SEC

		Corporate Governance Trends & Current Topics in Developed Economies & Their Application in the Philippines & Other ASEAN Countries	Speakers: Mr. Graham Winter, Partner and Ms. Kelly Austin, Partner Gibson Dunn
	Apr 1, 2014	Briefing on Corporate Governance Requirements Under U.S. Laws and Regulations and Foreign Corrupt Practices Act Of 1977	Speaker: Mr. Garth W. Bray Partner, Sullivan & Cromwell LLP
	Mar 31, 2014	ASEAN Corporate Governance Scorecard Orientation	Mr. Ricardo Nicanor N. Jacinto President & CEO, Institute of Corporate Directors
Ma. Lourdes C. Rausa-Chan	Dec 4, 2014	Corporate Governance: What To Expect From the SEC	Speaker: Hon. Teresita J. Herbosa Chairperson, Philippine SEC
		Corporate Governance Trends & Current Topics in Developed Economies & Their Application in the Philippines & Other ASEAN Countries	Speakers: Mr. Graham Winter, Partner and Ms. Kelly Austin, Partner Gibson Dunn
	Dec 1, 2014	21 st Century Leadership and Governance: Thriving Amid Change, Complexity, and Lots of Choices	Speaker: Mr. Chris Lowney Chairman Catholic Health Initiatives
	Apr 1, 2014	Briefing on Corporate Governance Requirements Under U.S. Laws and Regulations and Foreign Corrupt Practices Act Of 1977	Speaker: Mr. Garth W. Bray Partner, Sullivan & Cromwell LLP
Tony Tan Caktiong	Aug 12, 2014	Corporate Governance Seminar	SGV & Co.
Alfred V. Ty	Apr 29, 2014	Distinguished Corporate Governance Speaker Series	Institute of Corporate Directors Speaker: John Colvin
	Apr 1, 2014	Briefing on Corporate Governance Requirements Under U.S. Laws and Regulations and Foreign Corrupt Practices Act Of 1977	Speaker: Mr. Garth W. Bray Partner, Sullivan & Cromwell LLP

B. CODE OF BUSINESS CONDUCT & ETHICS

- 1) Discuss briefly the company's policies on the following business conduct or ethics affecting directors, senior management and employees:

Business Conduct & Ethics	Directors	Senior Management	Employees
<p>The <i>PLDT Code of Ethics</i> sets out the Company's business principles and values and aims to promote a culture of good corporate governance. It provides standards that govern and guide all business relationships of PLDT, its directors, officers and employees, especially with respect to the following:</p> <ul style="list-style-type: none"> • Compliance with applicable laws, rules and regulations, including anti-graft and corruption laws; • Ethical handling of conflicts of interest, corporate opportunities and confidential information; • Protection and proper use of company assets; • Fair dealing with employees, customers, service providers, suppliers, and competitors; • Compliance with reporting and disclosure obligations to the relevant regulators and to investors; • Compliance with disclosure and financial reporting controls and procedures; • Assessment and management of risks involved in business endeavors; and • Adoption of international best practices of good corporate governance in the conduct of business. 			

(a) Conflict of Interest	<p>The Company has a <i>Conflict of Interest Policy</i> that seeks to ensure that members of the organization always act in the best interest of the company and must not be motivated by personal considerations and relationships that interfere with their independent judgment. Specifically, it aims to ensure that work-related actions are based on sound business principles and judgment devoid of bias or partiality. It enjoins all personnel to be aware of the possibility of such bias and partiality in dealings with various entities or individuals in the course of or in relation to their work. The policy mandates that directors, officers, executives, employees, and consultants who find themselves in a potential or actual conflict of interest situation should promptly disclose the matter and, as applicable, seek approval from the proper authorities in accordance with the policy. Unless otherwise authorized by the Company, the person concerned is required to inhibit himself from any action, transaction, discussion, evaluation, or decision involving such conflict of interest. The policy also mandates directors, officers, executives, employees and consultants to avoid competing with the Company on a business opportunity or acquiring an interest adverse to that of the Company. The policy also prohibits the Company from granting personal loans to directors or officers, unless allowed by applicable laws and regulations.</p> <p>IMPLEMENTING POLICY: <i>PLDT'S CONFLICT OF INTEREST POLICY ("CONFLICT OF INTEREST POLICY")</i>²⁴</p>
(b) Conduct of Business and Fair Dealings	<p>The <i>PLDT Code of Ethics</i> enjoins directors, officers and employees to: (a) avoid taking unfair advantage of anyone through manipulation, concealment, abuse of privileged information, misrepresentation of material facts, or any unfair dealing practice; and (b) deal fairly with the Company's customers, service providers, suppliers, competitors and employees.</p>
(c) Receipt of gifts from third parties	<p>The Company has a <i>Gifts, Entertainment and Sponsored Travel Policy</i> that defines the guidelines on the handling of gifts, entertainment and sponsored travel offered by third parties that have business dealings with the Company. It provides safeguards so that the custom of giving gifts is handled in accordance with the principles of integrity, accountability, fairness and transparency. It aims to prevent the occurrence of situations or actions that could significantly affect the objective and effective performance of an employee's duties. It prohibits the solicitation of gifts, sponsored travel, and entertainment from such third parties. In addition, receipt and acceptance of gifts voluntarily given by such third parties are handled in accordance with the safeguards set forth in this policy and such gifts should be less than the minimal threshold amount set by the Company. Further, the guidelines require full disclosure of the facts and circumstances surrounding offers and/or acceptance of such gifts, entertainment and sponsored travel.</p> <p>IMPLEMENTING POLICY: <i>PLDT'S POLICY ON GIFTS, ENTERTAINMENT AND SPONSORED TRAVEL ("GIFTS POLICY")</i>²⁵</p>
(d) Compliance with Laws & Regulations	<p>The <i>PLDT Code of Ethics</i> enjoins directors, officers and employees to: (a) engage in honest conduct and comply with all applicable laws, rules and regulations, including prohibitions on insider trading, both in letter and spirit. Demands brought on by prevailing business conditions or perceived pressures are not excuses for violating any law, rules or regulations; (b) personally adhere to the standards and restrictions imposed by those laws, rules and regulations; and (c) avoid the direct or indirect commission of bribery and corruption of representatives of governments or regulators to facilitate any transaction or gain any perceived or actual favor or advantage, excluding permissible additional payments for routine governmental actions allowed by all applicable laws and regulations.</p>
(e) Respect for Trade Secrets/Use of Non-public Information	<p>The <i>PLDT Code of Ethics</i> and the <i>PLDT CG Manual</i> enjoin directors, officers and employees: (a) to maintain and safeguard the confidentiality of information entrusted by the Company, its subsidiaries, affiliates, customers, business partners, or such other parties with whom the Company relates, except when disclosure is authorized or legally mandated (confidential information includes any non-public information that might be of use to competitors, or harmful to the Company, its subsidiaries, affiliates, customers, business partners, or such other parties with whom the Company relates, if disclosed); (b) to follow Company policy and applicable laws regarding business records retention and ensure that records are not altered, concealed, destroyed or falsified to impede, obstruct or influence any investigation by, or proceeding before any official Company committee or body, governmental, regulatory or judicial body having jurisdiction; (c) to avoid trading any of the Company's securities or those of its subsidiaries and affiliates using price sensitive information that is not normally available publicly, and obtained by reason of position, contact within, or other relationship with the Company; and (d) not to communicate material non-public information about and involving</p>

²⁴ See also 2013 Annual Report, p. 41 and <http://pldt.com/corporate-governance-in-pldt/policies-processes-and-practices>.

²⁵ See also 2013 Annual Report, p. 41 and <http://pldt.com/corporate-governance-in-pldt/policies-processes-and-practices>.

	<p>the Company, including any act, transaction, development or event unless the Company is ready to simultaneously disclose the material non-public information to the SEC, PSE and other regulatory bodies having jurisdiction (this rule shall not apply if the disclosure is made to: [i] a person who is bound by a duty to maintain trust and confidence to the Company, such as, but not limited to, the Company’s consultants, auditors, legal counsels, investment bankers, financial advisers; and [ii] a person who agrees in writing to maintain in strict confidence the disclosed material information and will not take advantage of it for his personal gain); (e) use Company property and resources, including Company time, supplies and software, efficiently, responsibly and only for legitimate business purposes; and (f) protect the assets of the Company from loss, damage, misuse or theft.</p>
(f) Use of Company Funds, Assets and Information	<p>The <i>PLDT Code of Ethics</i> enjoins directors, officers and employees to: (a) use Company property and resources, including Company time, supplies and software, efficiently, responsibly and only for legitimate business purposes; (b) protect the assets of the Company from loss, damage, misuse or theft; (c) maintain and safeguard the confidentiality of information entrusted by the Company, its subsidiaries, affiliates, customers, business partners, or such other parties with whom the Company relates, except when disclosure is authorized or legally mandated. Confidential information includes any non-public information that might be of use to competitors, or harmful to the Company, its subsidiaries, affiliates, customers, business partners, or such other parties with whom the Company relates, if disclosed; (d) follow Company policy and applicable laws regarding business records retention and ensure that records are not altered, concealed, destroyed or falsified to impede, obstruct or influence any investigation by, or proceeding before any official Company committee or body, governmental, regulatory or judicial body having jurisdiction; and (e) avoid trading any of the Company’s securities or those of its subsidiaries and affiliates using price sensitive information that is not normally available publicly, and obtained by reason of position, contact within, or other relationship with the Company.</p> <p>IMPLEMENTING POLICY: <i>CONFLICT OF INTEREST POLICY</i></p>
(g) Employment & Labor Laws & Policies	<p>The Company’s policy is to comply with all applicable laws, rules and regulations, which include employment and labor laws. In accordance with the said policy, the Company complies with the labor laws and regulations on, among others, the prohibition of child labor and on the payment of minimum wage. The <i>PLDT Personnel Manual</i> sets forth the Company’s policies on hiring and placement, work schedule and working conditions, salary and benefits programs, performance appraisal, promotions or movements, training and development, and disciplinary action, which comply with, if not exceed, the requirements under employment and labor laws. It is also the Company’s policy to develop its employees. In line with this, the Company ensures that its employees are provided with relevant training and development programs suited to their needs. The Company also supports programs and activities that promote employees’ well- being. The Company deals with its employees’ unions fairly and with transparency and honors the terms of its collective bargaining agreements with such unions.</p> <p>IMPLEMENTING POLICY: <i>PLDT PERSONNEL MANUAL</i></p>
(h) Disciplinary action	<p>The Company has a structured disciplinary system to ensure fair treatment of employees in furtherance of the recognized need to preserve order and harmony within the organization. Said disciplinary system provides for preliminary investigation, investigation proper, respondent’s opportunity to be heard (notice to explain), decision and recommendation, and review process. The offenses and corresponding penalties are defined in the <i>PLDT Personnel Manual’s</i> Table of Penalties. A Committee on Employee Discipline is responsible for final evaluation and approval of a disciplinary action against an employee involving suspension of thirty (30) days or more or dismissal. For employees with the rank of Vice-President and above, the Committee on Officer Discipline evaluates, reviews and recommends the appropriate disciplinary action to the Board of Directors or President & CEO, as the case may be. In addition, under the <i>PLDT Code of Ethics</i>, the Company may impose disciplinary action and/or file appropriate civil and criminal action against “violators”, defined as: (a) persons who commit prohibited acts or who fail to implement prescribed acts when there is an obvious opportunity to do so; (b) employees who knowingly abet such acts of commission or omission or who fail to report such acts that violate the <i>PLDT Code of Ethics</i>; and (c) persons of authority who fail to impose the necessary disciplinary measures against violators.</p> <p>IMPLEMENTING POLICY: <i>PLDT PERSONNEL MANUAL</i></p>
(i) Whistle Blower	<p>The Company has an <i>Expanded Whistleblowing (EWB) Policy (“Whistleblowing Policy”)</i> that encourages the disclosure by Company personnel of any violation of corporate governance rules or policies, questionable accounting or auditing matters, and offenses covered by the Table of Penalties in the <i>PLDT Personnel Manual</i>. At the heart of this policy is the ability and</p>

	<p>opportunity of anyone in the Company, acting in good faith, to freely communicate and expect official action on observed such violations, including the option to file anonymous complaints. In addition, it establishes mechanisms and procedures designed to ensure confidentiality and fairness in the handling of a disclosure or complaint and to protect whistleblowers and witnesses from any retaliation.</p> <p>IMPLEMENTING POLICY: <i>WHISTLEBLOWING POLICY</i>²⁶</p>
(j) Conflict Resolution	<p>The Corporate Governance Office is responsible for applying the <i>PLDT Code of Ethics</i> to specific situations in which questions or concerns may arise, and has the authority to interpret and decide on such issues arising from the implementation of the <i>PLDT Code of Ethics</i>. Any director, officer or employee is encouraged to contact the Corporate Governance Office when in doubt about the best course of action in a particular situation relating to a subject matter of the <i>PLDT Code of Ethics</i>.</p> <p>With respect to grievance handling, <i>i.e.</i>, a complaint made by an individual, employee, a group of employees or by the Union for a review or appeal of a decision of a supervisor/division head or of the results or interpretation or application of the terms of existing CBA or established working conditions, the Company has established a structured grievance system to ensure fair treatment of employees, deal with employee complaints and to resolve problems. The grievance system establishes an opportunity to settle grievances at 3 levels, namely: (a) Division/Customer Service Zone Head; (b) Union-Management Grievance Committee; and (c) Board of Arbitrators.</p> <p>IMPLEMENTING POLICY: <i>PLDT PERSONNEL MANUAL</i></p>

2) Has the code of ethics or conduct been disseminated to all directors, senior management and employees?

Yes. The *PLDT Code of Ethics* has been disseminated to all PLDT directors, officers and employees through the Company's continuing education and communication program on corporate governance. The *PLDT Code of Ethics* is taken up and discussed in training and enhancement sessions. Copies of the *PLDT Code of Ethics* are distributed to employees. Directors, officers and executives are furnished with the *PLDT Handbook on Corporate Governance*, which contains a copy of the *PLDT Code of Ethics*. Copies of the *PLDT Code of Ethics* are made available for download by employees through PLDT's corporate governance website at: <http://pldt.com/corporate-governance-in-pldt/policies-processes-and-practices> and the PLDT InfoCentral intranet portal. Employees were also provided with the *CG Primer* which includes a simplified discussion of the *PLDT Code of Ethics*.

3) Discuss how the company implements and monitors compliance with the code of ethics or conduct.

The Company implements and monitors compliance with its corporate governance policies ("**CG Policies**"), which include the *PLDT Code of Ethics*, through its governance monitoring and evaluation system which consists of the following:

1. Annual performance self-assessment conducted by the Board and the Board Committees. Our Board conducts a self-assessment each calendar year to evaluate the performance of the Board as a whole, the Board Committees and the individual directors, which includes relevant criteria regarding governance and business ethics in accordance with the Company's CG Policies. Each Board Committee also conducts an annual self-assessment of its performance.
2. Review of the effectiveness of the Company's CG Policies and their implementation every two years. The review results and recommendations for improvement are reported by the Corporate Governance Office to the Governance and Nomination Committee (GNC) for approval.
3. Annual compliance evaluation conducted by Management. PLDT monitors and assesses compliance with corporate governance rules and policies through a cross-functional evaluation system whereby the heads of the various business and support units/groups conduct an evaluation of their unit/group's compliance using an evaluation questionnaire consisting of the governance regulations applicable and relevant to their respective functions, including the requirements of the *SEC CG Code* and the *PSE Corporate Governance Guidelines*. The evaluation results are reported to the President & CEO and the GNC.
4. Implementation of the *Whistleblowing Policy*. Compliance with CG Policies, among others, is monitored through the whistleblowing system, which receives and handles concerns and complaints of non-compliance therewith.
5. Other monitoring and survey tools. As part of the implementation of CG Policies, the Company conducts and evaluates the feedback from and results of: (a) training through face-to-face learning interventions and online learning modules; and (b) an annual focus group discussion across a wide cross-section of Company personnel. The Company has also instituted a follow-through survey for newly-hired employees which is intended to track improvements in their observance of the CG Policies and values over the first five (5) years of employment, as well as the employee's perception of the level of observance of the CG Policies and values by his/her unit; and developed an ethics perception survey which will provide quantitative information that can be more easily tracked, managed and be made the basis for development and review of programs, policies and initiatives.

²⁶ See also 2013 Annual Report, p. 41 and the following links: <http://pldt.com/corporate-governance-in-pldt/policies-processes-and-practices> and <http://www.pldt.com/corporate-governance-in-pldt/resources-for-personnel>.

A more detailed discussion of the Company's governance monitoring and evaluation system is also presented in *PLDT's 2013 Annual Report ("2013 Annual Report")*, pp. 30-46. A copy of the *2013 Annual Report* is posted at: <http://pldt.com/investor-relations/annual-reports>.

4) Related Party Transactions

(a) Policies and Procedures

Describe the company's policies and procedures for the review, approval or ratification, monitoring and recording of related party transactions between and among the company and its parent, joint ventures, subsidiaries, associates, affiliates, substantial stockholders, officers and directors, including their spouses, children and dependent siblings and parents and of interlocking director relationships of members of the Board.

Related Party Transactions	Policies and Procedures
(1) Parent Company	<p>PLDT's <i>Guidelines on the Proper Handling of Related Party Transactions</i> (the "<i>RPT Guidelines</i>")²⁷ provides the process of review, approval and disclosure of the Company's RPTs. Guided by <i>Philippine Accounting Standard 24 on Related Party Disclosures ("PAS 24")</i>, RPTs are reviewed and approved by appropriate authorities designated in the <i>RPT Guidelines</i>. The review determines whether an RPT meets the following standards: (1) the RPT is on arm's length terms; and (2) the RPT is in the best interest of PLDT and its stakeholders, as a whole, considering the relevant circumstances. Material RPTs are reviewed by the Audit Committee, which is composed entirely of Independent Directors, and approved by the Board. The Board of Directors may require that an RPT it has approved be submitted to the stockholders for consideration and ratification.</p> <p>The Head of Financial Reporting and Controllershship Sector, in coordination with the Company's Disclosure Committee, shall be responsible for the disclosure of RPTs in the relevant financial reports of the Company as required under <i>PAS 24</i> and other applicable disclosure requirements.</p>
(2) Joint Ventures	
(3) Subsidiaries	
(4) Entities Under Common Control	
(5) Substantial Stockholders	
(6) Officers including spouse/ children/ siblings/parents	
(7) Directors including spouse/ children/ siblings/parents	
(8) Interlocking director relationship of Board of Directors	

(b) Conflict of Interest

(i) Directors/Officers and 5% or more Shareholders

Identify any actual or probable conflict of interest to which directors/officers/5% or more shareholders may be involved.

	Details of Conflict of Interest (Actual or Probable)
Name of Director/s:	
Manuel V. Pangilinan	<p>Manila Electric Company ("Meralco") provides electricity to PLDT's offices within its franchise area in the ordinary course of business. The rates charged by Meralco are the same as those with unrelated parties.</p> <p>In 2009, PLDT and Smart Communications, Inc. ("Smart"), a wholly-owned subsidiary of PLDT, renewed their respective Pole Attachment Contracts with Meralco wherein Meralco leases its pole spaces to accommodate PLDT and Smart's network facilities.</p> <p>PLDT has an existing Outside and Inside Plant Contracted Services Agreement with Meralco Industrial Engineering Services Corporation (MIESCOR), a subsidiary of Meralco.</p> <p>PLDT has insurance policies with Republic Surety and Insurance Co., Inc. ("RSIC"), a wholly owned subsidiary of Meralco.</p> <p>All fees and payments are made directly to Meralco, MIESCOR or RSIC, as the case may be.</p> <p>Mr. Pangilinan is the Chairman of Meralco and PLDT.</p>
Napoleon L. Nazareno	Please see note on Mr. Pangilinan above on transactions with Meralco and its subsidiaries. Mr. Nazareno is a director of both

²⁷ See <http://pldt.com/corporate-governance-in-pldt/our-stakeholders>.

	<p>Meralco and PLDT, and the President and CEO of PLDT.</p> <p>Under the Founder NSP Air Time Purchase Agreement (“ATP”) entered into with ACeS International Limited (“AIL”), PLDT was granted the exclusive right to sell AIL services, through ACeS Philippines Cellular Satellite Corporation or ACeS Philippines (“ACeS”), as national services provider in the Philippines. Fees are directly paid to AIL. ACeS currently owns 36.99% of AIL.</p> <p>Mr. Nazareno is the Chairman of ACeS and a director and the President and CEO of PLDT.</p>
Helen Y. Dee	<p>PLDT has insurance policies with Malayan Insurance Company (“Malayan”) wherein premiums are directly paid to Malayan. Ms. Dee is director of Malayan and PLDT.</p>
James L. Go	<p>PLDT has agreements with certain JG Summit Holdings, Inc. (“JGSHI”) subsidiaries, namely Universal Robina Corporation (“URC”) and Robinsons Land Corporation (“RLC”). There were also other transactions such as airfare, electricity, marketing expenses and bank fees with other JGSHI subsidiaries. Payments and fees are paid directly to the relevant JGSHI subsidiaries. Mr. Go is the Chairman and CEO of JGSHI, the Chairman of both URC and RLC and a director of PLDT.</p>
Artemio V. Panganiban	<p>See note on Mr. Pangilinan above.</p> <p>Hon. Panganiban is an independent director of both Meralco and PLDT.</p>
Pedro E. Roxas	<p>See note on Mr. Pangilinan above.</p> <p>Mr. Roxas is an independent director of both Meralco and PLDT.</p>
Alfred V. Ty	<p>PLDT has transactions in the ordinary course of business with Metrobank (where Mr. Ty is the Corporate Secretary), for bank payment facility; and Lexus (where Mr. Ty is Chairman), Toyota (where Mr. Ty is the Vice Chairman) and various dealers of Toyota, for the purchases of Company vehicles, parts and service, but the fees paid by the Company to the said firms are well below 2% of the consolidated gross revenues of each of Metrobank, Lexus and Toyota and, thus, deemed immaterial and would not affect the independence of Mr. Ty.</p>
Name of Officer/s	--
Name of Significant Shareholders:	
Metro Pacific Resources, Inc.	<p>Asia Link B.V. (“ALBV”), an affiliate of Metro Pacific Resources, Inc., provides technical support services and assistance in the operations and maintenance of the cellular business of Smart.</p>
JGSHI	<p>Please see note on Mr. Go above.</p>
NTT Communications Corporation (“NTT Communications”)	<p>NTT Communications provides PLDT with technical, marketing and other consulting services for various business areas of PLDT.</p> <p>NTT Communications and PLDT have cooperative arrangements for conventional international telecommunications services to enhance their respective international businesses.</p> <p>NTT World Engineering Marine Corporation, an affiliate of NTT Communications, provides PLDT with offshore submarine cable repair and other allied services for the maintenance of PLDT’s domestic fiber optic network submerged plant.</p> <p>NTT Worldwide Telecommunications Corporation, an affiliate of NTT Communications, has given a license to PLDT to market and manage data and other services under the “Arcstar” brand to its corporate customers in the Philippines. PLDT has also been given the right to use the trade name “Arcstar” and its related trademarks.</p>
NTT DOCOMO	<p>NTT DOCOMO provides services of certain key personnel in connection with certain aspects of the business of PLDT and Smart.</p>
Other Related Parties	<p>PLDT and certain of its subsidiaries provide telephone, data communication and other services to various related parties at arm’s length similar to transactions with other customers.</p>

The Company's policy is to publicly disclose only such related party transactions or conflicts of interest which are so required to be publicly disclosed pursuant to *PAS 24*. Internally, related party transactions and conflicts of interest are required to be disclosed to the Company's appropriate authorities in accordance with the *RPT Guidelines* and *Conflict of Interest Policy* which provide appropriate mechanisms and safeguards, including the review, approval and disclosure of related party transactions and conflicts of interest by designated authorities within the Company.

A more detailed discussion is provided in the *17-A Annual Report* under *Item 12. Certain Relationships and Related Party Transactions* and *Note 25 – Related Party Transactions*.

(ii) Mechanism

Describe the mechanism laid down to detect, determine and resolve any possible conflict of interest between the company and/or its group and their directors, officers and significant shareholders.

	Directors/Officers/Significant Shareholders
Company	<p>The <i>Conflict of Interest Policy</i> requires directors, officers, executives, employees, and consultants who find themselves in a potential or actual conflict of interest situation to promptly disclose the matter to designated approving authorities of the Company. Unless otherwise authorized by the appropriate approving authority, the person concerned is required to inhibit himself from any action, transaction, discussion, evaluation, or decision involving such conflict of interest. The policy also prohibits the Company from granting personal loans to directors or officers, unless allowed by applicable laws and regulations.</p> <p>The <i>RPT Guidelines</i> provides the procedures for the review, approval and disclosure of related party transactions in order to ensure that they are fair, on arm's length terms, and in the best interest of the Company and its shareholders, as a whole. Material related party transactions are reviewed by the Audit Committee which is composed entirely of independent directors and approved by the Board. The Board of Directors may require that RPT it has approved be submitted to the stockholders for consideration and ratification. Disclosures of RPTs in relevant financial reports are made in accordance with <i>PAS 24</i> and other applicable disclosure requirements.</p>
Group	<p>Transactions of the Company with other members of the Group are subject to the requirements and safeguards provided in the <i>Conflict of Interest Policy</i> and <i>RPT Guidelines</i>, as well as their corresponding policies regarding conflict of interest and related party transactions in accordance with the applicable laws, rules and regulations on related party transactions.</p>

5) Family, Commercial and Contractual Relations

(a) Indicate, if applicable, any relation of a family,²⁸ commercial, contractual or business nature that exists between the holders of significant equity (5% or more), to the extent that they are known to the company:

No such relationship between the holders of significant equity is known to the Company.

Names of Related Significant Shareholders	Type of Relationship	Brief Description of the Relationship
--	--	--

(b) Indicate, if applicable, any relation of a commercial, contractual or business nature that exists between the holders of significant equity (5% or more) and the company:

Names of Related Significant Shareholders	Type of Relationship	Brief Description
Metro Pacific Resources, Inc.	Technical Assistance Agreement between ALBV, an affiliate of Metro Pacific Resources, Inc., and Smart, a wholly-owned subsidiary of PLDT	ALBV provides technical support services and assistance in the operations and maintenance of the cellular business of Smart.
NTT Communications	Service Agreement with NTT	NTT World Engineering Marine

²⁸ Family relationship up to the fourth civil degree either by consanguinity or affinity. (ACGR footnote)

	World Engineering Marine Corporation, an affiliate of NTT Communications	Corporation provides offshore submarine cable repair and other allied services for the maintenance of PLDT's fiber optic network submerged plant.
	Advisory Services Agreement	NTT Communications provides PLDT with technical, marketing and other consulting services for various business areas of PLDT.
	Conventional International Telecommunications Services Agreement	NTT Communications and PLDT have cooperative arrangements for conventional international telecommunications services to enhance their respective international businesses.
	Arcstar Licensing Agreement and Arcstar Service Provider Agreement with NTT Worldwide Telecommunications Corporation, an affiliate of NTT Communications	PLDT markets and manages data and other services under NTT Communications' "Arcstar" brand to its corporate customers in the Philippines. PLDT has also been given the right to use the trade name "Arcstar" and its related trademarks.
NTT DOCOMO	Advisory Services Agreement	NTT DOCOMO provides services of certain key personnel in connection with certain aspects of the business of PLDT and Smart.
Metro Pacific Resources, Inc. and certain affiliates of the First Pacific Group, NTT Communications and NTT DOCOMO	Cooperation Agreement	The relevant parties extended certain rights of NTT Communications under the Stock Purchase and Strategic Investment Agreement and the Shareholders Agreement to NTT DOCOMO. Further details are provided in <i>Item B.5.c</i> below.

A more detailed discussion is provided in the *17-A Annual Report* under *Item 12. Certain Relationships and Related Party Transactions* and *Note 25 – Related Party Transactions*.

(c) Indicate any shareholder agreements that may impact on the control, ownership and strategic direction of the company:

Name of Shareholders	% of Capital Stock affected (Parties)	Brief Description of the Transaction
Metro Pacific Resources, Inc. and certain affiliates of the First Pacific Group, NTT Communications and NTT DOCOMO	First Pacific Group – 25.57% of the outstanding common stock of PLDT as of December 31, 2014 . NTT Communications and NTT DOCOMO – 20.35% of the outstanding common stock of PLDT as of December 31, 2014 .	Cooperation Agreement among certain affiliates of the First Pacific Group, NTT Communications and NTT DOCOMO which provides for, among other things, restriction on ownership of shares of PLDT by NTT Communications and NTT DOCOMO, limitation on competition, and business cooperation. Please refer to <i>Annex C-B.5: "Family, Commercial and Contractual Relations"</i> for a more detailed description.

6) Alternative Dispute Resolution

Describe the alternative dispute resolution system adopted by the company for the last three (3) years in amicably settling conflicts or differences between the corporation and its stockholders, and the corporation and third parties, including regulatory authorities.

Alternative Dispute Resolution System	
Corporation & Stockholders	Stockholders who have matters for discussion or concerns directly relating to the

	business of the Company may initially elevate such matters or concerns to: (a) the Corporate Secretary; (b) the Investor Relations Officer; (c) Management; or (d) the Board.
Corporation & Third Parties	The Company complies with, abides and is guided by, the policy set forth in Republic Act No. 9285, otherwise known as the "Alternative Dispute Resolution Act of 2004", in handling conflicts or differences between the Company and third parties, including regulators, in that the Company considers and explores with the other party or parties involved mutually acceptable alternative means or procedures for resolving such dispute that are provided by law prior to resorting to court action, to the extent that such is feasible and will not prejudice the rights and interests of the Company.
Corporation & Regulatory Authorities	

Further details are provided in *Annex C-B.6: "Alternative Dispute Resolution"* hereto attached.

C. BOARD MEETINGS & ATTENDANCE

1) Are Board of Directors' meetings scheduled before or at the beginning of the year?

Yes. The schedule of Board meetings is determined at the beginning of the year.

2) Attendance of Directors

Board	Name	Date of Election ²⁹	No. of Meetings Held during the year	No. of Meetings Attended	%
Chairman	Manuel V. Pangilinan	Jun 14, 2013 Jun 10, 2014	13	13	100
Member	Napoleon L. Nazareno	Jun 14, 2013 Jun 10, 2014	13	13	100
Member	Ray C. Espinosa	Jun 14, 2013 Jun 10, 2014	13	12	92
Member	James L. Go	Jun 14, 2013 Jun 10, 2014	13	13	100
Member	Setsuya Kimura	Jun 14, 2013 Jun 10, 2014	13	13	100
Member	Hideaki Ozaki	Jun 14, 2013 Jun 10, 2014	13	11	85
Member	Ma. Lourdes C. Rausa-Chan	Jun 14, 2013 Jun 10, 2014	13	13	100
Member	Juan B. Santos	Jun 14, 2013 Jun 10, 2014	13	13	100
Member	Tony Tan Caktiong	Jun 14, 2013 Jun 10, 2014	13	11	85
Member	Helen Yuchengco-Dee	Jun 14, 2013 Jun 10, 2014	13	11	85
Independent Director	Artemio V. Panganiban	Jun 14, 2013 Jun 10, 2014	13	13	100
Independent Director	Pedro E. Roxas	Jun 14, 2013 Jun 10, 2014	13	13	100
Independent Director	Alfred V. Ty	Jun 14, 2013 Jun 10, 2014	13	13	100

3) Do non-executive directors have a separate meeting during the year without the presence of any executive? If yes, how many times?

Yes, in accordance with Sec. 2.1.6 (e) of the *PLDT CG Manual*, the Board shall hold executive sessions with the Independent Directors and non-Executive Directors, excluding Executive Directors, at least once a year and at such other times as the Board

²⁹ The members of the Board of Directors are appointed annually for a one-year term. In this table, the dates of election pertain to the covered year 2014, *i.e.*, for the term of office beginning on June 14, 2013 and ending June 10, 2014 and for the term of office beginning on that date and ending June 9, 2015. The number of meetings held and attended pertains to the meetings in 2014.

may deem necessary or appropriate. Such executive sessions shall be presided by the Chairman of the Governance and Nomination Committee, except if said Chairman is an Executive Director, in which case, by an Independent Director or non-Executive Director designated by the Board.

4) Is the minimum quorum requirement for Board decisions set at two-thirds of board members? Please explain.

The *By-Laws* provide that at any meeting of the Board of Directors, a majority of the number of the Directors as specified in the *Articles of Incorporation* shall constitute a quorum. At any meeting of the Board of Directors at which there is a quorum, all matters approved by at least a majority of the Board of Directors present at such meeting shall be valid as a corporate act, except for such matters which require the vote of majority of all the members of the Board as prescribed by the law or the *By-Laws*.

This quorum requirement is consistent with Section 25 of the *Corporation Code* which provides that unless the articles of incorporation or by-laws provide for a greater majority, a majority of the number of directors as fixed in the articles of incorporation shall constitute a quorum for the transaction of corporate business, and every decision of at least a majority of the directors present at a meeting at which there is a quorum shall be valid as a corporate act, except for the election of officers which shall require the vote of all members of the board.

A majority of directors is apparently sufficient to constitute a quorum considering that under the *Corporation Code*, for the approval of major corporate actions (such as extension or shortening corporate term, increase or decrease in capital stock, incurrence, creation or increase in bonded indebtedness, sale or other disposition of all or substantially all of assets, investment of corporate funds in another corporation or business or for any other purpose, amendment of articles of incorporation, merger or consolidation and dissolution) the voting requirement at the Board level is only a majority vote and the two thirds (2/3) voting requirement applies to stockholders' approval/ratification of such corporate actions.

Notwithstanding the foregoing, in each of the 13 meetings of the Board of Directors held in 2014 there was a quorum consisting of more than two-thirds of the entire membership of the Board of Directors.

5) Access to Information

(a) How many days in advance are board papers³⁰ for board of directors meetings provided to the board?

Board papers are supplied at least 5 business days in advance of the meeting. In addition, Item 2.4.1(c) of the *PLDT CG Manual* provides that in order to enable the members of the Board to properly fulfill their duties and responsibilities, Management shall provide the Directors/Board with adequate and timely information about the matters to be taken up in their Board meetings and, upon the request of any Director or the Board, make presentations on specific topics and respond to further inquiries in relation thereto during Board meetings. The Directors shall have independent access to Management.

(b) Do board members have independent access to Management and the Corporate Secretary?

Yes. In accordance with Secs. 2.1.4(p) and 2.4.1(c) of the *PLDT CG Manual*, to ensure a high standard of governance for the Company and to promote and protect the interest of the Company, its stockholders and other stakeholders, the Board shall, among others, ensure that the Board and Board Committees are enabled to obtain independent professional advice at the Company's expense and have access to Management as they may deem necessary or appropriate to carry out their duties; and in order to enable the members of the Board to properly fulfill their duties and responsibilities, Management shall provide the Directors/Board with adequate and timely information about the matters to be taken up in their Board meetings and, upon the request of any Director or the Board, make presentations on specific topics and respond to further inquiries in relation thereto during Board meetings. The Directors shall have independent access to Management.

(c) State the policy of the role of the company secretary. Does such role include assisting the Chairman in preparing the board agenda, facilitating training of directors, keeping directors updated regarding any relevant statutory and regulatory changes, etc?

The *PLDT CG Manual* provides the following duties and responsibilities of the Corporate Secretary or Assistant Corporate Secretary: (a) be loyal to the mission, vision and objectives of the Company; (b) perform their duties and responsibilities set out in Article VIII of the *By-Laws*; (c) be responsible for the safekeeping and preservation of the integrity of the minutes of Board meetings and other official records of the Company; (d) work fairly and objectively with the Board, Management and stockholders; (e) inform the Directors of the schedule and agenda of Board meetings and ensure that Management provides them complete, accurate and relevant information; (iv) attend all Board meetings, except when justifiable causes prevent them from doing so; and (v) ensure that all Board procedures, rules and regulations are strictly followed by the Directors.

In case the Corporate Secretary or Assistant Corporate Secretary is also the compliance officer, s/he shall perform the

³⁰ Board papers consist of complete and adequate information about the matters to be taken in the board meeting. Information includes the background or explanation on matters brought before the Board, disclosures, budgets, forecasts and internal financial documents. (ACGR footnote)

following duties of the said officer: (a) monitor compliance with the provisions and requirements of the *PLDT CG Manual*, the *SEC CG Code* and such other laws, circulars, rules and regulations issued in relation thereto; (b) assist the Board and the GNC in the performance of their governance functions, including their duties to oversee the formulation or review and implementation of the corporate governance structure and policies of the Company, and to assist in the conduct of a self-assessment of the performance and effectiveness of the Board, the Board Committees and individual Board members. The Corporate Governance Office (CGO) assists in facilitating training of directors and keeping directors updated regarding relevant statutory and regulatory changes. The CGO has three (3) functional units which correspond to the three E's of corporate governance, namely, Corporate Governance Education, Corporate Governance Engineering and Corporate Governance Enforcement, all under the leadership of the Chief Governance Officer.

In 2014, the positions of Corporate Secretary and Chief Governance Officer were held in concurrent capacity by the same individual. In the performance of her dual functions, the Corporate Secretary-Chief Governance Officer assists the Chairman in preparing the Board agenda, facilitating the training of directors, and keeping directors updated regarding any relevant statutory and regulatory changes.

(d) Is the company secretary trained in legal, accountancy or company secretarial practices? Please explain should the answer be in the negative.

Yes. In accordance with Sec. 2.5.1 of the *PLDT CG Manual*, the Corporate Secretary and Assistant Corporate Secretary shall, among others, possess appropriate administrative, interpersonal and legal skills, be aware of the laws, rules and regulations necessary in the performance of their duties or responsibilities, and have at least an understanding of basic financial and accounting matters. The current Corporate Secretary and the Assistant Corporate Secretary are both duly-licensed attorneys-at-law.

(e) Committee Procedures

Disclose whether there is a procedure that Directors can avail of to enable them to get information necessary to be able to prepare in advance for the meetings of different committees:

Yes No

Committee	Details of the procedures
Executive	n/a ³¹
Audit: <i>Audit Committee (AC)</i>	In accordance with Sec. 4.1(c) of the <i>Audit Committee Charter, as amended ("AC Charter")</i> ³² , written notices of AC meetings (specifying the date, place and time, and matters to be discussed at the meeting) are sent by the AC Secretariat (Internal Audit team) to the concerned AC Members/Advisors a month before, or at least three (3) days prior to the scheduled meeting. Materials for the AC meetings are sent to concerned Members and Advisors at least three (3) days before the scheduled meeting. Further, per Sec. 4.4(a) of the <i>AC Charter</i> , any other notice or document to be given or issued to the Members/Advisors may be served by the Committee upon any Member/Advisor either (i) personally, or (ii) by sending it by mail, postage prepaid, addressed to such Member/Advisor at his address and, in any case where the address of a Member/Advisor is outside the Philippines, by prepaid airmail or courier, or (iii) by facsimile transmission. The AC Member or Advisor can request from the AC Secretariat for further information relevant to the AC meetings personally, or via mail, email or telephone/facsimile numbers.
Nomination: <i>Governance and Nomination Committee (GNC)</i>	In accordance with Sec. 4.1(c) of the <i>GNC Charter</i> ³³ , written notices of GNC meetings (specifying the date, place and time, and matters to be discussed at the meeting) are sent by the GNC Secretariat (Corporate Governance Office) to the concerned GNC Members/Advisors at least three (3) days prior to the scheduled meeting, endeavoring, in practice, however to provide the notice at least two (2) weeks in advance. Materials, documents, papers and all other pertinent information are provided at least one (1) week prior to the scheduled meeting. Further, per item 4.4(a) of the <i>GNC Charter</i> , any other notice or document to be given

³¹ The Board of Directors has not created or delegated its powers to an Executive Committee.

³² A copy of the *Audit Committee Charter* is posted at:
<http://www.pldt.com.ph/about/management/Documents/Audit%20Committee%20Charter.pdf>.

³³ A copy of the *Governance and Nomination Committee Charter* is posted at:
<http://www.pldt.com.ph/about/management/Documents/Governance%20and%20Nomination%20Committee%20Charter.pdf>

	<p>or issued to the Members/Advisors may be served by the Committee upon any Member/Advisor either (i) personally, or (ii) by sending it by mail, postage prepaid, addressed to such Member/Advisor at his address and, in any case where the address of a Member/Advisor is outside the Philippines, by prepaid airmail or courier, or (iii) by facsimile transmission.</p> <p>The GNC Member or Advisor can request from the GNC Secretariat for further information relevant to the GNC meetings personally, or via mail, email or telephone/facsimile numbers.</p>
Remuneration: <i>Executive Compensation Committee (ECC)</i>	<p>In accordance with Item 4.1(c) of the <i>Executive Compensation Committee Charter, as amended ("ECC Charter")</i>³⁴, written notices of ECC meetings (specifying the date, place and time, and matters to be discussed at the meeting) are sent by the ECC Secretariat (Human Resources) to the concerned ECC Members/Advisors at least three (3) days prior to the scheduled meeting. Materials, documents, papers and all other pertinent information are likewise provided at least three (3) days prior to the scheduled meeting.</p> <p>Further, per item 4.4(a) of the <i>ECC Charter</i>, any other notice or document to be given or issued to the Members/Advisors may be served by the Committee upon any Member/Advisor either (i) personally, or (ii) by sending it by mail, postage prepaid, addressed to such Member/Advisor at his address and, in any case where the address of a Member/Advisor is outside the Philippines, by prepaid airmail or courier, or (iii) by facsimile transmission.</p> <p>The ECC Member or Advisor can request from the ECC Secretariat for further information relevant to the ECC meetings personally, or via mail, email or telephone/facsimile numbers.</p>
Others (specify): <i>Technology Strategy Committee ("TSC")</i>	<p>In accordance with Item 4.1(c) of the <i>Technology Strategy Committee Charter, as amended ("TSC Charter")</i>³⁵, written notices of TSC meetings (specifying the date, place and time, and matters to be discussed at the meeting) are sent by the TSC Secretariat to the concerned TSC Members/Advisors at least three (3) days prior to the scheduled meeting. Materials, documents, papers and all other pertinent information are likewise provided at least three (3) days prior to the scheduled meeting.</p> <p>Further, per item 4.4(a) of the <i>TSC Charter</i>, any other notice or document to be given or issued to the Members/Advisors may be served by the Committee upon any Member/Advisor either (i) personally, or (ii) by sending it by mail, postage prepaid, addressed to such Member/Advisor at his address and, in any case where the address of a Member/Advisor is outside the Philippines, by prepaid airmail or courier, or (iii) by facsimile transmission.</p> <p>The TSC Member or Advisor can request from the TSC Secretariat for further information relevant to the TSC meetings personally, or via mail, email or telephone/facsimile numbers.</p>

For all the committees listed above, the Chairman of the Committee and/or any of its Members/Advisors may meet separately with Management, the Internal Audit Head/Chief Audit Officer and/or the external auditor/s of the Company to discuss any matter that the Committee or any of the foregoing persons or firms believe should be discussed privately. The Committee may also request any Officer, Executive or employee of the Company or the Company's outside counsel or external auditor to attend a meeting of the Committee or to meet with any Member, Advisor or consultant of the Committee. (Common provision set forth in Sec. 2.3 of the *AC Charter, GNC Charter, ECC Charter and TSC Charter*).

6) External Advice

Indicate whether or not a procedure exists whereby directors can receive external advice and, if so, provide details:

Procedures	Details
	Per Section 2.1.4(p) of the <i>PLDT CG Manual</i> , the Board shall ensure that the Board and the Board Committees are enabled to obtain independent professional advice at the Company's expense and have access to Management as they may deem necessary or appropriate to carry out their duties.

³⁴ A copy of the *Executive Compensation Committee Charter* is posted at:

<http://www.pldt.com.ph/about/management/Documents/Executive%20Compensation%20Committee%20Charter.pdf>.

³⁵ A copy of the *Technology Strategy Committee Charter* is posted at:

<http://www.pldt.com.ph/about/management/Documents/Technology%20Strategy%20Committee%20Charter.pdf>.

Per Sections 2.2 and 2.3 of the Charters of the Board Committees (*AC Charter, GNC Charter, ECC Charter and TSC Charter*):

- The Committee shall have the resources and authority appropriate to discharge its responsibilities, including the authority to engage and obtain external advice, counsel or consultancy services as it deems appropriate without need for Board approval.
- The Chairman of the Committee and/or any of its Members/Advisors may meet separately with Management to discuss any matter that the Committee or any of the foregoing persons believe should be discussed privately. The Committee may also request any Officer, Executive or employee of the Company or the Company's outside counsel or external auditors to attend a meeting of the Committee or to meet with any Members, Advisors or consultants of the Committee.

7) Change/s in existing policies

Indicate, if applicable, any change/s introduced by the Board of Directors (during its most recent term) on existing policies that may have an effect on the business of the company and the reason/s for the change:

Existing Policies	Changes	Reason
Manual on Corporate Governance (or PLDT CG Manual)	The PLDT CG Manual was amended to include provisions pertaining to the stakeholders of the Company in accordance with SEC Memorandum Circular No. 9, Series of 2014. A copy of the amended CG Manual is posted at http://pldt.com/docs/default-source/corporate-governance-files/CG-Manual-/pldt-manual-on-corporate-governance-.pdf?sfvrsn=0 .	Pursuant to SEC Memorandum Circular No. 9, Series of 2014, the PLDT CG Manual was amended to reflect the amendments to the Revised Code of Corporate Governance.

D. REMUNERATION MATTERS

1) Remuneration Process

Disclose the process used for determining the remuneration of the CEO and the four (4) most highly compensated management officers:

Process	CEO	Top 4 Highest Paid Management Officers
(1) Fixed remuneration	Guaranteed Annual Cash Compensation ("GACC") consisting of the 12 months Basic Pay ("Basic Pay"), one month Midyear Bonus, 13 th Month Pay, Christmas Bonus and Longevity Pay. Monthly Basic Pay is determined based on the salary range applicable for the position. The salary range is determined on the basis of benchmark market rates.	GACC consisting of the 12 months Basic Pay, one month Midyear Bonus, 13 th Month Pay, Christmas Bonus and Longevity Pay. Monthly Basic Pay is determined based on the salary range applicable for the position. The salary range is determined on the basis of benchmark market rates.
(2) Variable remuneration	Performance-based pay in terms of percentage of the GACC. Range is 0% to 60% of the GACC. Actual payout is dependent on the achievement of the Core Net Income target of the PLDT Group.	Performance-based pay in terms of percentage of the Officer's GACC. Range is 0% to 60% of the GACC. Actual payout is dependent on the achievement of the Core Net Income target of the PLDT Group.
(3) Per diem allowance	--	--
(4) Bonus	--	--
(5) Stock Options and other financial instruments	--	--
(6) Others (specify): <i>Long Term Incentive Plan</i>	Cash Plan based on the achievement of the 3-year cumulative Consolidated Core Income Target of the PLDT Group. Individual Target	Cash Plan based on the achievement of the 3-year cumulative Consolidated Core Income Target of the PLDT Group. Individual Target Awards are determined based on a multiple of

	Awards are determined based on a multiple of the GACC.	the GACC.
--	--	-----------

2) Remuneration Policy and Structure for Executive and Non-Executive Directors

Disclose the company's policy on remuneration and the structure of its compensation package. Explain how the compensation of Executive and Non-Executive Directors is calculated.

	Remuneration Policy	Structure of Compensation Packages	How Compensation is Calculated
Executive Directors	Executive Directors get their regular compensation and benefits from PLDT on top of a <i>per diem</i> which is given based on attendance in Board and Board Committee Meetings (Php 250,000 per Board Meeting and Php 125,000 per Board Committee Meeting, effective January 2014).	Similar to compensation structure of other Officers of the Company.	Similar to computation of compensation of other Officers of the Company.
Non-Executive Directors	PLDT does not provide compensation and benefits for Non-Executive Directors. They are only given a <i>per diem</i> based on attendance in Board and Board Committee Meetings (Php 250,000 per Board Meeting and Php 125,000 per Board Committee Meeting, effective January 2014).	--	--

Do stockholders have the opportunity to approve the decision on total remuneration (fees, allowances, benefits-in-kind and other emoluments) of board of directors? Provide details for the last three (3) years.

Remuneration Scheme	Date of Stockholders' Approval
Executive, Non-Executive and Independent Directors do not receive remuneration or benefits, in their capacity as such. They only receive <i>per diem</i> for attending Board and Board Committee Meetings. The current per diem rates for Directors is Php 250,000 per Board Meeting and Php 125,000 per Board Committee Meeting.	Not applicable. Under Sec. 30 of the <i>Corporation Code</i> , <i>per diems</i> are excluded from compensation which is subject to approval by a majority vote of stockholders. On September 30, 2014, the Board of Directors approved the increase in director's fee from P200,000 to P250,000 for Board meeting attendance and from P75,000 to P125,000 for Board Committee meeting attendance, retroactive to January 2014. The director's fee was last adjusted in January 2009. The Executive Compensation Committee recommended the increase based on the results of the survey on Board remuneration conducted by Towers Watsons Philippines, Inc., which considered the size of the PLDT Group in terms of revenues, net income and total assets, that PLDT is listed in the NYSE, and PLDT's directors do not receive compensation with a variable component other than the director's fees/per diem for attendance in Board/Board Committee meetings. The results showed that PLDT is larger than most of the companies surveyed and close to the market 90 th percentile in terms of revenues, and the annual remuneration of PLDT's directors was approximately 30 percent lower than the annual remuneration of other companies in the 90 th percentile.

3) Aggregate Remuneration

Complete the following table on the aggregate remuneration accrued during the most recent year:

The data on the aggregate compensation of Executive Directors excludes that pertaining to Mr. Napoleon L. Nazareno whose compensation comes from Smart Communications, Inc.

Remuneration Item	Executive Directors	Non-Executive Directors (other than independent directors)	Independent Directors
(a) Fixed Remuneration	Php 19,621,699.00	--	--
(b) Variable Remuneration	Php 9,667,815.00	--	--
(c) Per diem Allowance	Php 9,125,000.00	Php 22,175,000.00	Php 13,750,000.00
(d) Bonuses	--	--	--
(e) Stock Options and/or other financial instruments	--	--	--
(f) Others	--	--	--
Total	Php 38,414,514.00	Php 22,175,000.00	Php 13,750,000.00

Other Benefits	Executive Directors	Non-Executive Director (other than independent directors)	Independent Directors
1) Advances	--	--	--
2) Credit granted	--	--	--
3) Pension Plan/s Contributions	--	--	--
(d) Pension Plans, Obligations incurred	--	--	--
(e) Life Insurance Premium	Php 374,106	--	--
(f) Hospitalization Plan	Actual; 100% covered	--	--
(g) Car Plan	Php 6,000,000	--	--
(h) Others (Specify)	--	--	--
Total	Php 6,374,106	--	--

4) Stock Rights, Options and Warrants

(a) Board of Directors

Complete the following table, on the members of the company's Board of Directors who own or are entitled to stock rights, options or warrants over the company's shares:

Director's Name	Number of Direct Option/Rights/Warrants	Number of Indirect Option/Rights/Warrants	Number of Equivalent Shares	Total % from Capital Stock
--	--	--	--	--

(b) Amendments of Incentive Programs

Indicate any amendments and discontinuation of any incentive programs introduced, including the criteria used in the creation of the program. Disclose whether these are subject to approval during the Annual Stockholders' Meeting:

Incentive Program	Amendments	Date of Stockholders' Approval
PLDT Group has adopted a Long Term Incentive Plan (LTIP) under which certain Officers and Executives of the PLDT Group who are identified as qualified participants will be granted plan awards based on the achievement of the PLDT Group's Cumulative Consolidated Core Net Income Targets for the 3-year performance cycle 2012, 2013 and 2014.	Adoption of the 2012-2014 PLDT Group LTIP. The LTIP covering the performance cycle January 1, 2010 to December 31, 2012 was terminated since the profit targets for the covered performance cycle were no longer achievable. There were no payouts under the 2010 to 2012 LTIP.	Not applicable. The PLDT Group LTIP is approved only up to the level of the Board of Directors and thereafter promptly disclosed to the SEC and PSE and in the financial reports.

5) Remuneration of Management

Identify the five (5) members of management who are not at the same time executive directors and indicate the total remuneration received during the financial year:

Name of Officer/Position	Total Remuneration
Ernesto R. Alberto	P171,861,798.61
Rene G. Bañez	
Anabelle L. Chua	
Isaías P. Fermin	
Menardo G. Jimenez, Jr.	

E. BOARD COMMITTEES

1) Number of Members, Functions and Responsibilities

Provide details on the number of members of each committee, its functions, key responsibilities and the power/authority delegated to it by the Board:

Committee	No. of Members			Committee Charter	Functions	Key Responsibilities	Power
	Executive Director (ED)	Non-executive Director (NED)	Independent Director (ID)				
Executive	<i>n/a</i> ³⁶						
Audit: <i>Audit Committee (AC)</i>	--	--	3	<p>Committee Charter: The <i>AC Charter</i> was approved on March 29, 2011 by the Board of Directors.</p> <p>Functions, Key Responsibilities and Powers of the Audit Committee:</p> <p>The Audit Committee's main purpose or function is to assist the Board in fulfilling its oversight responsibilities for:</p> <ol style="list-style-type: none"> 1. the integrity of the Company's accounting and financial reporting principles and policies, and system of internal controls, including the integrity of the Company's financial statements and the independent audit thereof; 2. the Company's compliance with legal and regulatory requirements; 3. the Company's assessment and management of enterprise risks including credit, market, liquidity, operational and legal risks; and 4. the Company's audit process and the performance of the Company's internal audit organization and External Auditor, including the External Auditor's qualifications and independence. <p>The Audit Committee's primary responsibility is oversight. The Audit Committee has oversight responsibilities and powers over the following areas:</p> <ul style="list-style-type: none"> • External auditors; • Internal auditors; • Financial reporting principles and policies and system of internal control; • Enterprise risks; and • Legal and regulatory compliance <p>The Audit Committee's functions, key responsibilities and powers are set forth in complete detail in the <i>AC Charter</i>. Relevant sections of the Charters of the Board Committees are set forth in Annex C-E.1.</p>			
Nomination: <i>Governance and Nomination Committee (GNC)</i>	--	2	3	<p>Committee Charter: The <i>GNC Charter</i> was approved on September 28, 2010 by the Board of Directors.</p> <p>Functions, Key Responsibilities and Powers of the Governance and Nomination Committee (GNC):</p> <p>The GNC's nomination-related primary purposes or functions are the following:</p> <ol style="list-style-type: none"> 1. Review and evaluate the qualifications of the persons nominated to the Board as well as those nominated to other positions requiring appointment by the Board; 2. Identify persons believed to be qualified to become 			

³⁶ The Board of Directors has not created or delegated its powers to an Executive Committee.

				<p>members of the Board and/or the Board Committees; and</p> <p>3. Assist the Board in making an assessment of the Board's effectiveness in the process of replacing or appointing new members of the Board and/or Board Committees.</p> <p>The GNC has key responsibilities and powers over the following nomination-related matters:</p> <ul style="list-style-type: none"> • Nomination of Directors and Independent Directors; • Pre-screening nominee Independent Directors; • Preparation and recommendation to the Board of the final list of qualified nominee Directors and Independent Directors; • Recommending qualified Director or Independent Director in case of a vacancy; • Recommending qualified persons as Board Committees members; and • Evaluation of qualifications of persons nominated for Board-appointed positions. <p>In addition to the foregoing matters that pertain to nomination, the GNC has the following functions, responsibilities and powers pertaining to governance:</p> <ol style="list-style-type: none"> 1. Oversee the development and implementation of corporate governance principles and policies; 2. Assist the Board in developing and implementing the Board's performance evaluation process; 3. Review and assess the adequacy and effectiveness of the Company's corporate governance structures, principles and policies; 4. Establish the appropriate evaluation system for monitoring and assessing compliance with the corporate governance policies; 5. Oversee the continuing corporate governance communication and education programs; and 6. Consider, resolve and/or submit its recommendations to the Board on corporate governance issues. <p>The GNC's nomination and governance functions, key responsibilities and powers are set forth in complete detail in the <i>GNC Charter</i>.</p>
Remuneration: <i>Executive Compensation Committee (ECC)</i>	--	2	3	<p>Committee Charter: The <i>ECC Charter</i> was approved on November 4, 2010 by the Board of Directors.</p> <p>Functions, Key Responsibilities and Powers of the Executive Compensation Committee (ECC):</p> <p>The ECC's primary purposes or functions are to:</p> <ol style="list-style-type: none"> 1. Provide guidance to and assist the Board in developing a compensation philosophy or policy consistent with the culture, strategy and control environment of the Company; 2. Oversee the development and administration of the Company's executive compensation programs, including long term incentive plans and equity based plans for Officers and Executives; and 3. Assist the Board in the performance evaluation of and succession planning for Officers, including the CEO, and in overseeing the development and implementation of professional development programs for Officers. <p>The ECC has key responsibilities and powers over the following:</p> <ul style="list-style-type: none"> • Compensation philosophy; • Compensation policies and programs for the President & CEO, Directors and other members of management and key personnel; and

				<ul style="list-style-type: none"> Development programs and succession planning. <p>The ECC's functions, key responsibilities and powers are set forth in complete detail in the <i>ECC Charter</i>.</p>
Others (specify): ³⁷ <i>Technology Strategy Committee (TSC)</i>	2	3	--	<p>Committee Charter: The <i>TSC Charter</i>, as amended, was approved on September 28, 2010 by the Board of Directors.</p> <p>Functions, Key Responsibilities and Powers of the Technology Strategy Committee (TSC):</p> <p>The TSC's primary purposes are to assist and enable the Board to:</p> <ol style="list-style-type: none"> review and approve the strategic vision for the role of technology in the Company's overall business strategy, including the technology strategy and roadmap of the Company; fulfill its oversight responsibilities for the Company's effective execution of its technology-related strategies; and ensure the optimized use and contribution of technology to the Company's business and strategic objectives and growth targets. <p>The TSC's primary responsibility is oversight. The TSC has key responsibilities and powers over the following:</p> <ul style="list-style-type: none"> Review of the Company's major technology strategy; and Assisting the Board to achieve an understanding of the technologies needed for strategic growth plans. <p>The TSC's functions, key responsibilities and powers are set forth in complete detail in the <i>TSC Charter</i>.</p>

2) Committee Members

(a) Executive Committee: *n/a*³⁷

(b) Audit Committee (AC)

Office	Name	Date of Appointment ³⁸	No. of Meetings Held	No. of Meetings Attended	%	Length of Service in the Committee (years)
Chairman (ID)	Pedro E. Roxas	Jun 14, 2013 Jun 10, 2014	10	10	100	12.8
Member (ID)	Artemio V. Panganiban	Jun 14, 2013 Jun 10, 2014	10	10	100	1.7
Member (ID)	Alfred V. Ty	Jun 14, 2013 Jun 10, 2014	10	9	90	4.3
Advisor/Audit Committee Financial Expert	Corazon S. Dela Paz-Bernardo ³⁹	Jun 14, 2013 Jun 10, 2014	8	8	100	10.8
Advisor	Roberto R. Romulo	Jun 14, 2013 Jun 10, 2014	8	7	88	12.3
Advisor	James L. Go	Jun 14, 2013	8	8	100	3.2

³⁷ The Board of Directors is advised by several advisors comprising the Advisory Board/Committee, which provides guidance and suggestions, as necessary, on matters deliberated during Board meetings. While nominally referred to as the Advisory Board/Committee, it is not a separate functional committee to which the Board delegates the performance of specific Board functions or responsibilities. Six (6) advisors comprise the Advisory Board/Committee, namely, Oscar S. Reyes, Roberto R. Romulo, Benny S. Santoso, Washington Z. SyCip, Orlando B. Vea and Christopher H. Young.

³⁸ Audit Committee members are appointed annually for a one-year term. In this and subsequent tables regarding Board Committees, the dates of appointment pertain to the covered year 2014, i.e., for the term of office beginning on June 14, 2013 and ending June 10, 2014 and for the term of office beginning on that date and ending June 9, 2015. The number of meetings held and number of meetings attended pertain to the meetings in 2014 while the length of service in the committee is reckoned from the date of first appointment up to December 31, 2014.

³⁹ Appointed as Audit Committee Financial Expert since March 30, 2004, and continued as such after her resignation as a director on October 3, 2008 (per Board resolution dated November 4, 2008).

(NED)		Jun 10, 2014				
Advisor	Setsuya Kimura	Jun 14, 2013	8	8	100	3.5
(NED)		Jun 10, 2014				

Disclose the profile or qualifications of the Audit Committee members.

The qualifications of Audit Committee members as provided in Section 3.2 of the *AC Charter* are as follows:

- (a) Each Member must be financially literate and the Chairman must have accounting or related financial management expertise, as such qualifications are interpreted by the Board in its business judgment.
- (b) Each Member shall be a Philippine citizen if so required under applicable Philippine laws and regulations and/or the *By-Laws*.

Profile of Audit Committee Members:

Mr. Pedro E. Roxas

Mr. Roxas is the Chairman and/or Chief Executive Officer/President of Roxas Holdings Inc. and Roxas and Company, Inc., holding and investments companies, and an independent director of Meralco and BDO Private Bank, which are reporting or PSE-listed companies. He is also the Chairman, President or a director of companies or associations in the fields of agribusiness, sugar manufacturing and real estate development, including Brightnote Assets Corporation, Club Punta Fuego, Inc., and Philippine Sugar Millers Association, and a member of the Board of Trustees of the Philippine Business for Social Progress and Fundacion Santiago (where he is also the President). He also serves as a member of the Governance and Nomination, and Executive Compensation Committees of the PLDT Board of Directors. Mr. Roxas received his Bachelor of Science Degree in Business Administration from the University of Notre Dame, Indiana, U.S.A.

Former Chief Justice Artemio V. Panganiban

Former Chief Justice Panganiban was first elected as an independent director of PLDT on April 23, 2013. He currently serves as an independent director of Meralco, Petron Corporation, Bank of Philippine Islands, First Philippine Holdings Corp., Metro Pacific Investment Corp., Robinsons Land Corporation, GMA Network, GMA Holdings, and Asian Terminals Inc., and a regular director of Jollibee Foods Corp., all of which are PSE-listed companies. He also holds directorships in Metro Pacific Tollways Corporation and Tollways Management Corporation. He serves as a member of the Governance and Nomination, and Executive Compensation Committees of the PLDT Board of Directors and was an independent member of the Advisory Board/Committee of PLDT since June 9, 2009. He is the Chairman of the Board of Trustees of the Foundation for Liberty and Prosperity and Chairman-Emeritus of the Philippine Dispute Resolution Center, Inc., President of the Manila Cathedral-Basilica Foundation, Chairman of the Board of Advisers of the Metrobank Foundation, Inc., Asian Institute of Management Ramon V. Del Rosario, Sr., C.V. Starr Center for Corporate Governance, and University of Asia and the Pacific, senior adviser of the Metropolitan Bank and Trust Company and V. Mapa Falcon Honor Society, adviser of Doubledragon Properties Corp., and a column writer of the Philippine Daily Inquirer. Hon. Panganiban served the Supreme Court of the Philippines for more than 11 years, first as Justice (October 10, 1995 to December 20, 2005) and later, as Chief Justice (December 21, 2005 to December 6, 2006) during which he sat concurrently as Chairperson of the Presidential Electoral Tribunal, Judicial and Bar Council and Philippine Judicial Academy. He was the recipient of numerous awards in recognition of his role as jurist, practicing lawyer, professor, civic leader, Catholic lay worker and business entrepreneur, including as “The Renaissance Jurist of the 21st Century” given by the Supreme Court on the occasion of his retirement from the Court. Hon. Panganiban obtained his Bachelor of Laws Degree (Cum Laude) from the Far Eastern University in 1960 and was conferred a Doctor of Laws (Honoris Causa) by the University of Iloilo (1997), Far Eastern University (2002), University of Cebu (2006), Angeles University (2006) and Bulacan State University (2006). He was co-founder and past president of the National Union of the Students of the Philippines.

Mr. Alfred V. Ty

Mr. Ty is the Vice Chairman of GT Capital Holdings, Inc. and the Corporate Secretary of Metropolitan Bank and Trust Company, both of which are PSE-listed companies. He is also the Vice Chairman of Toyota Motor Philippines Corporation, the President of Federal Land, Inc., the Chairman of Lexus Manila, Inc., Cathay International Resources, Inc., and Bonifacio Landmark Realty & Development Corporation, a director of Global Business Power Corp. and a trustee of Metrobank Foundation, Inc., Norberto Tytana Foundation and GT-Metro Foundation, Inc. He also serves as a member of the Governance and Nomination, and Executive Compensation Committees of the PLDT Board of Directors. Mr. Ty received his Bachelor of Science Degree in Business Administration from the University of Southern California.

Through their education and experience as Chairman of the Board or Chief Executive Officer of other companies, they possess accounting or related financial management competencies, more specifically: (a) an understanding of generally accepted accounting principles (“GAAP”) and financial statements; (b) an ability to assess the general applications of GAAP; (c) experience in reviewing or analyzing financial statements; (d) an understanding of internal controls and procedures for financial reporting; and (e) an understanding of audit committee functions.

In addition, one of the advisors of the Audit Committee, Ms. Corazon S. de la Paz-Bernardo, is a certified public accountant who was the first woman to be admitted partner of Price Waterhouse International in 1973 and the first woman to be named Senior Partner and Chairperson of Joaquin Cunanan & Co./PricewaterhouseCoopers-Philippines (now Isla Lipana &

Co.) in 1981, a position she occupied for twenty (20) years until June 30, 2001. She was also a member of the Price Waterhouse World Firm Limited Board from 1992 to 1995.

Describe the Audit Committee’s responsibility relative to the external auditor.

The Audit Committee’s key responsibilities relative to the external auditor include the following: review of the qualification, performance and independence of the external auditor; selection and appointment of the external auditor or replacement of the external auditor as the Audit Committee may deem necessary or appropriate; review of all audit and non-audit services to be performed by the external auditor and all fees to be paid for such services; review of the external auditor’s Auditor Statement on its internal quality control procedures; ensuring the rotation at least every five (5) years or such other period as required by applicable law or regulation of the external auditor or its lead audit partner; considering reports submitted by the external auditor in accordance with applicable Auditing Standard; and ensuring that the external auditor has unrestricted access to all records, properties and personnel to enable the performance of its audit functions.

The Audit Committee’s responsibilities relative to the external auditor are set forth in complete detail in Sections 1 and 3 of the AC Charter-Schedule, Duties and Powers as provided in Annex C-E.1: “Audit Committee” hereto attached and in the AC Charter.

(c) Nomination Committee: Governance and Nomination Committee (GNC)

Office	Name	Date of Appointment ⁴⁰	No. of Meetings Held	No. of Meetings Attended	%	Length of Service in the Committee (years)
Chairman	Manuel V. Pangilinan (NED)	Jun 14, 2013 Jun 10, 2014	3	3	100	10.2
Member (ED)	--					
Member (NED)	Setsuya Kimura	Jun 14, 2013 Jun 10, 2014	3	3	100	3.5
Member (ID)	Artemio V. Panganiban	Jun 14, 2013 Jun 10, 2014	3	3	100	5.6
	Pedro E. Roxas	Jun 14, 2013 Jun 10, 2014	3	3	100	11.9
	Alfred V. Ty	Jun 14, 2013 Jun 10, 2014	3	1	33	8.6
Member	<i>Non-Voting Members:</i> Menardo G. Jimenez, Jr.	Jun 14, 2013 Jun 10, 2014	3	3	100	4.3
	Ma. Lourdes C. Rausa-Chan (ED)	Jun 14, 2013 Jun 10, 2014	3	3	100	6.8

(d) Remuneration Committee: Executive Compensation Committee (ECC)

Office	Name	Date of Appointment ⁴¹	No. of Meetings Held	No. of Meetings Attended	%	Length of Service in the Committee (years)
Chairman	Manuel V. Pangilinan (NED)	Jun 14, 2013 Jun 10, 2014	3	3	100	3.5
Member (ED)	--					
Member (NED)	Setsuya Kimura	Jun 14, 2013 Jun 10, 2014	3	3	100	3.5
Member (ID)	Artemio V. Panganiban	Jun 14, 2013 Jun 10, 2014	3	3	100	1.7
	Pedro E. Roxas	Jun 14, 2013	3	3	100	13.6

⁴⁰ Governance and Nomination Committee members are appointed annually for a one-year term. See footnote no. 38.

⁴¹ Executive Compensation Committee members are appointed annually for a one-year term. See footnote 38.

	Alfred V. Ty	Jun 10, 2014 Jun 14, 2013 Jun 10, 2014	3	2	67	8.6
Member	<i>Non-Voting Member:</i> Menardo G. Jimenez, Jr.	Jun 14, 2013 Jun 10, 2014	3	3	100	4.3

(e) Others (Specify)⁴²

Provide the same information on all other committees constituted by the Board of Directors:

(i) *Technology Strategy Committee (TSC)*

Office	Name	Date of Appointment ⁴³	No. of Meetings Held	No. of Meetings Attended	%	Length of Service in the Committee (years)
Chairman	Manuel V. Pangilinan (NED)	Jun 14, 2013 Jun 10, 2014	3	2	67	7.6
Member (ED)	Napoleon L. Nazareno	Jun 14, 2013 Jun 10, 2014	3	3	100	7.6
	Ray C. Espinosa	Jun 14, 2013 Jun 10, 2014	3	3	100	7.6
Member (NED)	Setsuya Kimura	Jun 14, 2013 Jun 10, 2014	3	3	100	3.5
	James L. Go	Jun 14, 2013 Jun 10, 2014	3	3	100	3.2
Member (ID)	--					
Member	<i>Non-voting members:</i> Oscar S. Reyes	Jun 14, 2013 Jun 10, 2014	3	3	100	7.6
	Orlando B. Veja	Jun 14, 2013 Jun 10, 2014	3	3	100	6.6

3) Changes in Committee Members

Indicate any changes in committee membership that occurred during the year and the reason for the changes:

Name of Committee	Name	Reason
Executive	<i>n/a</i> ⁴⁴	
Audit: <i>Audit Committee (AC)</i>	--	
Nomination: <i>Governance and Nomination Committee (GNC)</i>	--	
Remuneration: <i>Executive Compensation Committee (ECC)</i>	--	
Others (specify): <i>Technology Strategy Committee (TSC)</i>	--	

⁴² See footnote 37.

⁴³ Technology Strategy Committee members are appointed annually for a one-year term. See footnote 38.

⁴⁴ The Board of Directors has not created or delegated its powers to an Executive Committee.

4) Work Done and Issues Addressed

Describe the work done by each committee and the significant issues addressed during the year.

Name of Committee	Work Done	Issues Addressed
Executive	n/a ⁴⁴	
<p>Audit: <i>Audit Committee (AC)</i></p>	<ul style="list-style-type: none"> • Reviewed and approved for retention the existing AC Charter until the next review in 2015. • Discussed with internal audit group and external auditor the overall scope and plans for their respective audits, and the results of their examinations and evaluations of PLDT Group’s internal controls and overall quality of the PLDT Group’s financial reporting. • Reviewed and approved all audit and non-audit services provided by external auditor to the PLDT Group and the related fees, and concluded that the non-audit fees are not significant to impair their independence. • Discussed with external auditor the matters required to be discussed by the prevailing applicable Auditing Standard and its independence from the PLDT Group and the PLDT Group’s management. • Received from PLDT Group’s Enterprise Risk Management (ERM) Officer periodic status reports on PLDT Group’s ERM activities. • Reviewed and discussed the audited financial statements of the PLDT Group as at and for the year ended December 31, 2013 with the PLDT Group’s management, which has the primary responsibility for the financial statements, and with the external auditor responsible for expressing an opinion on the conformity of the PLDT Group’s audited financial statements with PFRS. • Reviewed and discussed with Finance Officers PLDT’s unaudited consolidated quarterly financial statements and reports in the first three quarters of 2014. • Reviewed SGV’s performance and qualifications, including management’s recommendation, and on the basis thereof, approved the appointment of SGV as the PLDT Group’s external auditor. • Discussed with the General Counsel and the Head of Regulatory Affairs and Policies Office the matters regarding the Company’s compliance with Board policies and applicable laws and regulations. 	
<p>Nomination: <i>Governance and Nomination Committee (GNC)</i></p>	<p>Nomination Function:</p> <ul style="list-style-type: none"> • Pre-screened nominee Directors and Independent Directors. • Submitted to the Board the final list of qualified nominee Directors and Independent Directors for election at the Annual Stockholders’ Meeting. • Reviewed the qualifications of officers and recommended their appointment or re-appointment. <p>Governance Function:</p> <ul style="list-style-type: none"> • Reviewed corporate governance policies and their implementation. • Reviewed and approved the corporate governance continuing education and communication program and the corporate 	<p>Compliance with applicable regulations and conformance with the <i>PLDT CG Manual</i></p> <p>Continuous improvement of the Company’s corporate governance standards</p>

	<p>governance themes for the annual posters and calendars for the ensuing year.</p> <ul style="list-style-type: none"> Assisted the Board in implementing the Board Assessment, including the performance evaluation of Board Committees and individual Directors. Reviewed, noted and, as applicable, approved the conflict of interest disclosures and the implementation of the Periodic Conflict of Interest (COI) Disclosure System. Reviewed the whistleblowing cases and the handling thereof. Received the results of the Governance and Ethics Survey. Reviewed and approved the Annual Corporate Governance Report and noted the PSE Corporate Governance Disclosure Report. Received reports on governance enhancement initiatives in the Company and its subsidiaries. Received updates on various proposed CG Reports/Scorecards/Awards, such as the SEC Annual Corporate Governance Report, ASEAN CG Scorecard and PSE Bell Awards. 	
<p>Remuneration: <i>Executive Compensation Committee (ECC)</i></p>	<ul style="list-style-type: none"> Discussed and approved the pay-out of the 2013 Variable Pay for Officers and Executives. Discussed and approved the 2014 Variable Pay Targets and the corresponding Variable Pay payout Levels. Discussed and approved the proposed new salary structure for Officers and as recommended by Management for implementation retroactive to January 1, 2014. Discussed and approved the 2014 Merit Increase for Officers and Executives. Discussed and submitted for approval of the Board proposed improvement in the Board Meeting Fee and Committee Meeting Fee. 	<p>Effectiveness and competitiveness of the Company's compensation strategy and its implementation</p>
<p>Others (specify): <i>Technology Strategy Committee (TSC)</i></p>	<ul style="list-style-type: none"> Discussed the status of the PLDT Group's initiatives to improve the business, operation and quality of service. Discussed the status of and updates on the PLDT Group's technology roadmap. Discussed the Technology Group budget for network, platforms and IT infrastructure for 2015. 	<p>Effectiveness of the PLDT Group's technology strategy in line with, or in support of, the Group's various businesses; and optimization of the use of the PLDT Group's technology, network and IT infrastructure to achieve strategic objectives and growth targets</p>

5) Committee Program

Provide a list of programs that each committee plans to undertake to address relevant issues in the improvement or enforcement of effective governance for the coming year.

Name of Committee	Planned Programs	Issues to be Addressed
Executive	<i>n/a</i> ⁴⁴	
Audit: <i>Audit Committee (AC)</i>	Conduct of usual executive sessions with key operating officers regarding significant risks pertaining to their areas of responsibility	For the regular update and better understanding of the Audit Committee members
Nomination: <i>Governance and Nomination Committee (GNC)</i>	<p>Nomination Function:</p> <ul style="list-style-type: none"> • Pre-screening and submission to the Board of the final list of qualified nominee Directors and Independent Directors for election at the Annual Stockholders' Meeting • Review of the qualifications of officers for appointment or re-appointment <p>Governance Function:</p> <ul style="list-style-type: none"> • Review of the continuing education and communication program for incoming year, including the appropriate enhancements session for Directors and Officers and the corporate governance themes for the annual posters for the following year • Review of corporate governance policies and their implementation • Assist in the implementation of the Board Assessment for the current year, including the performance evaluation of Board Committees and individual Directors • Review of conflict of interest disclosures • Review of whistleblowing cases and the handling thereof • Review of the Corporate Governance Report for previous year and other governance-related compliance reports • Other governance enhancement projects, including online systems for conflict of interest and gifts disclosures and the upgrade of the corporate governance website 	<p>To ensure continued compliance with applicable regulations and conformance with the <i>PLDT CG Manual</i></p> <p>To sustain the continuous improvement of the Company's corporate governance standards</p>
Remuneration: <i>Executive Compensation Committee (ECC)</i>	<ul style="list-style-type: none"> • Annual review of compensation policy with comparatives to market and peer companies • Obtain information on best compensation practices of best managed companies abroad 	To maintain the competitiveness of the Company's compensation structures and practices
Others (specify) <i>Technology Strategy Committee (TSC)</i>	<ul style="list-style-type: none"> • Update on the Group's technology roadmap • Briefing on the Group's technology budget • Briefing on new technology 	To enable the Technology Strategy Committee to assist the Board in the performance of its oversight responsibilities on the Company's technology strategy and roadmap

F. RISK MANAGEMENT SYSTEM

1) Disclose the following:

(a) Overall risk management philosophy of the company;

The PLDT Group's commitment to effective management of risk is encompassed in the PLDT Group Risk Management Philosophy as follows:

The PLDT Group operates in a complex and dynamic business environment which gives rise to a variety of risks that can be both threat and opportunity. Recognizing that these risks are an integral part of its business, the PLDT Group is committed to managing its overall risk exposure in a systematic way and in such a manner that supports its strategic decision-making process. Accordingly, the PLDT Group employs a comprehensive, integrated risk management program, effected across all levels of the organization, with the goal of identifying, analyzing and managing the Group's risks to an acceptable level, so as to enhance opportunities, reduce threats, and thus sustain competitive advantage. The PLDT Group believes that an effective risk management program will contribute to the attainment of objectives by PLDT and its subsidiaries, thus creating value for the business and its stakeholders.

This philosophy statement is contained in the *PLDT Group Risk Management Policy Manual* approved in December 2011.

(b) A statement that the directors have reviewed the effectiveness of the risk management system and commenting on the adequacy thereof;

The Audit Committee has received from and discussed with the PLDT Group's Enterprise Risk Management Officer periodic status reports on PLDT Group's enterprise risk management activities for 2014. The Audit Committee shall include such discussion in its *2014 Audit Committee Report*. A copy of the Audit Committee Report shall also be included in PLDT's 2014 Annual Report.

The PLDT Group Risk Management Philosophy Statement, the Enterprise Risk Management framework, the guidelines governing the process, and the roles and responsibilities for its implementation are contained in the *PLDT Group Risk Management Policy Manual*. This manual was reviewed and endorsed for approval by Napoleon L. Nazareno, President and CEO of the PLDT Group, and was also presented and approved initially by the PLDT Audit Committee and subsequently by the Board of Directors.

(c) Period covered by the review;

The review covered the period from January 2014 to December 2014.

(d) How often the risk management system is reviewed and the directors' criteria for assessing its effectiveness; and

The Group Enterprise Risk Management Department (GRMD) reports to the PLDT Audit Committee on a quarterly basis and to the PLDT Board of Directors on a semi-annual basis on developments with regard to the Group's risk management activities. Discussion merits continuous evaluation of the effectiveness of the Company's risk management practices.

(e) Where no review was conducted during the year, an explanation why not.

A review was conducted for the year 2014, as noted above. Such will likewise be reported in the *2014 Audit Committee Report* for inclusion in PLDT's 2014 Annual Report.

2) Risk Policy

(a) Company

Give a general description of the company's risk management policy, setting out and assessing the risk/s covered by the system (ranked according to priority), along with the objective behind the policy for each kind of risk:

Risk Exposure	Risk Management Policy	Objective
1. Fast and Disruptive Pace of Technological Change	Continuously monitor new technologies and review the organization's technological architecture.	To ensure the capability and capacity of the Group's technological architecture to support new products and services that address new markets and needs.
2. Evolving Business Model	Keep abreast of new technological business developments that may affect the business model employed by the PLDT	To manage risks related to new technologies, changes in consumer behavior and service substitution.

	Group.	
3. Organization and People	Take a proactive approach toward talent recruitment, talent retention, talent development and succession planning. Management policies also include the implementation of new performance metrics that will ensure a culture of innovation, collaboration and customer experience.	To manage manpower and talent requirements given the changing industry landscape.
4. Network Quality & Consistency and IT Systems	Continuously review the capacity and capability of the PLDT Group's network and IT systems quality and reliability.	To enhance the ability of our network to support customer usage, in particular in relation to the anticipated surge in demand for mobile data. In addition, this policy ensures the ability of the PLDT Group's IT systems to continuously support operations.
5. Hazards	Develop and implement business continuity plans. Management policies also acknowledge the important role of insurance in protecting the PLDT Group from losses resulting from hazardous events.	To ensure that the PLDT Group is protected from losses resulting from hazards such as fire, typhoon, flood, earthquake, etc.
6. Market Dynamics	Strengthen business analytics, adjust pricing strategies and enhance customer service.	To manage risks related to competition, margin erosion and market saturation.
7. Vendor-related Issues	Follow a multi-vendor strategy, as well as the implementation of a Vendor Accreditation Process by the Vendor Management Office.	To protect the PLDT Group from over-dependency on a particular vendor.
8. Regulatory and Political Developments	Closely manage the regulatory environment and continuously update compliance functions.	To manage risks related to regulatory developments.
9. Information Security and Privacy	Thoroughly implement regulations and guidelines related to information security and privacy.	To mitigate the Company's risk from breach of confidentiality, system viruses and information theft.

(b) Group⁴⁵

Give a general description of the Group's risk management policy, setting out and assessing the risk/s covered by the system (ranked according to priority), along with the objective behind the policy for each kind of risk:

Risk Exposure	Risk Management Policy	Objective
1. Fast and Disruptive Pace of Technological Change	Same as the corresponding entry in the preceding table (<i>Item F.2.a</i>)	Same as the corresponding entry in the preceding table (<i>Item F.2.a</i>)
2. Evolving Business Model	- same as above-	- same as above-
3. Organization and People	- same as above-	- same as above-
4. Network Quality & Consistency and IT Systems	- same as above-	- same as above-
5. Hazards	- same as above-	- same as above-
6. Market Dynamics	- same as above-	- same as above-
7. Vendor-related Issues	- same as above-	- same as above-

⁴⁵ The PLDT Group adopted and implements a Group-wide approach to enterprise risk management.

8. Regulatory and Political Developments	- same as above-	- same as above-
9. Information Security and Privacy	- same as above-	- same as above-

(c) Minority Shareholders

Indicate the principal risk of the exercise of controlling shareholders' voting power.

There is a risk that the groups of shareholders which hold a significant number of the Company's outstanding shares with voting rights may not act in the interest of other shareholders or stakeholders of the Company. This risk is managed by the Company through compliance with laws and regulations that protect minority shareholders; oversight of the Board and Board Committees, whose independence is underscored by the involvement of Independent Directors; and the implementation of Company policies intended to protect the rights of minority shareholders, including the *PLDT CG Manual*, *Conflict of Interest Policy* and *RPT Guidelines*.

3) Control System Set Up

(a) Company

Briefly describe the control systems set up to assess, manage and control the main issue/s faced by the company:

Risk Exposure	Risk Assessment (Monitoring and Measurement Process)	Risk Management and Control (Structures, Procedures, Actions Taken)
Strategic, Operational, Financial and Compliance Risks	The ERM process used by the Group Enterprise Risk Management Department is based on the ISO 31000 standard on risk management.	The ERM Framework adopted by the PLDT Group requires all its members, including PLDT, to select and implement a treatment strategy to address high-priority risks. Suitable risk treatment strategies and action plans are developed by operational units. The risk owner shall be responsible for coordinating and engaging the different teams involved in the implementation of the strategies and action plans. Appropriate resources are then made available to ensure these plans are implemented effectively. The proper implementation of treatment strategies are documented creating an audit trail for periodic audits by Internal Audit and/or external auditors to test compliance with agreed upon policies and strategies.

(b) Group⁴⁶

Briefly describe the control systems set up to assess, manage and control the main issue/s faced by the company:

Risk Exposure	Risk Assessment (Monitoring and Measurement Process)	Risk Management and Control (Structures, Procedures, Actions Taken)
Strategic, Operational, Financial and Compliance Risks	The Enterprise Risk Management (ERM) framework adopted by the PLDT Group is based on the principles and framework promulgated by the Group Enterprise Risk Management Department based on the ISO 31000 standard on risk management.	The ERM Framework adopted by the PLDT Group requires all its members to select and implement a treatment strategy to address high-priority risks. Suitable risk treatment strategies and action plans are developed by operational units. The risk owner shall be responsible for coordinating and engaging the different teams involved in the implementation of the strategies and action plans. Appropriate resources are then made available to ensure these plans are implemented effectively. The proper implementation of treatment strategies are documented creating an audit trail for periodic

⁴⁶ See footnote 45.

		audits by Internal Audit and/or external auditors to test compliance with agreed upon policies and strategies.
--	--	--

(c) Committee

Identify the committee or any other body of corporate governance in charge of laying down and supervising these control mechanisms, and give details of its functions:⁴⁷

Committee/Unit	Control Mechanism	Details of its Functions
Audit Committee (AC)	Oversight at the Board level on the Company's risk assessment and management policies and processes.	Assists the Board in fulfilling its oversight responsibilities for, among others, the Company's assessment and management of enterprise risks.
Governance and Nomination Committee (GNC)	Oversight at the Board level on the Company's development and implementation of corporate governance principles and policies.	Management of integrity risks and reputational risks related to unethical business and employee practices.
Group Enterprise Risk Management Department	Reports to the PLDT Audit Committee on a quarterly basis and to the PLDT Board of Directors on a semi-annual basis on developments with regard to the PLDT Group's risk management activities. Discussion merits continuous evaluation of the effectiveness of the Company's risk management practices.	Promulgates, encourages, and practices an integrated risk management framework for the organization, focusing on ensuring that critical risks are identified, evaluated, treated and monitored across all functions and units within the PLDT Group.
Internal Audit	Provides independent and objective assurance and consulting services based on approved risk-based audit plans.	Objective evaluation of the effectiveness of risk management, control, and governance processes.
Corporate Governance Office	Assists and reports to the Governance and Nomination Committee (GNC) regarding the development and implementation of corporate governance principles and policies, including the conduct of education & communication programs on corporate governance and implementation of the <i>Whistleblowing Policy</i> .	Assists and reports to the GNC on the management of integrity risks and reputational risks related to unethical business and employee practices.

G. INTERNAL AUDIT AND CONTROL

1) Internal Control System

Disclose the following information pertaining to the internal control system of the company:

- (a) Explain how the internal control system is defined for the company;
- (b) A statement that the directors have reviewed the effectiveness of the internal control system and whether they consider them effective and adequate;
- (c) Period covered by the review;
- (d) How often internal controls are reviewed and the directors' criteria for assessing the effectiveness of the internal control system; and
- (e) Where no review was conducted during the year, an explanation why not.

The Company defines Internal Control according to the COSO Framework (Committee of Sponsoring Organizations of the Treadway Commission's "Internal Control-Integrated Framework") as updated in May 2013, as:

"a process, effected by the Company's Board of Directors, Management and other personnel, designed to provide

⁴⁷ The committee and bodies of corporate governance enumerated above functionally report to the Board or Board Committees and provide control mechanisms at the entity-level and as part of the governance and oversight at the Board level. Control mechanisms are implemented at the operational level by operating units such as the Human Resources Group, Finance Group, Supply Chain, Asset Protection and Management Group, Business Continuity Committee, Integrated Revenue Management, Information Asset Protection and Assurance, and Regulatory Affairs and Policies.

reasonable assurance regarding the achievement of objectives relating to operations, reporting and compliance.”

Our Management is responsible for establishing and maintaining adequate internal controls. The Audit Committee of the Board of Directors assists the Board in fulfilling its oversight responsibilities for the Company’s system of internal controls.

In addition, starting with our annual report on Form 20-F for the year ended December 31, 2006 filed with the U.S. Securities and Exchange Commission (U.S. SEC), our Management is required to include annually its assessment of the effectiveness of our internal control over financial reporting (ICFR) in addition to the audited financial statements (FS) as at the end of the most recent fiscal year.

2) Internal Audit

(a) Role, Scope and Internal Audit Function

Give a general description of the role, scope of internal audit work and other details of the internal audit function.

Role	Scope	Indicate whether In-house or Outsource Internal Audit Function	Name of Chief Internal Auditor/ Auditing Firm	Reporting process
<p>Per <i>PLDT Internal Audit (IA) Charter</i>: The role of the Internal Audit Organization is to determine whether PLDT’s structure of risk management, control, and governance processes, as designed and represented by Management, is adequate and functioning.</p>	<p>Per <i>PLDT IA Charter</i>: The mission of the PLDT Internal Audit Organization is to provide independent, objective assurance and consulting services designed to add value and improve PLDT’s operations, and to help PLDT accomplish its objectives by bringing a systematic and disciplined approach to evaluate and improve the effectiveness of risk management, control, and governance processes.</p>	In-house IA function	Jun R. Florencio, (Chief Audit Executive or CAE)	Functionally to the Audit Committee, and administratively to the President and CEO

(b) Do the appointment and/or removal of the Internal Auditor or the accounting /auditing firm or corporation to which the internal audit function is outsourced require the approval of the audit committee?

In accordance with Section 2.1 of the Schedule of the *Audit Committee Charter*, the Audit Committee reviews the appointment, removal and replacement of the Internal Audit Head/Chief Audit Officer who shall functionally report directly to the Committee, and ensures that the internal audit organization shall be free from interference by outside parties in the performance of its work.

The Chief Audit Executive or the head of the internal audit organization, together with other officers, is appointed by the Board of Directors during its Organizational Meeting immediately following the Annual Meeting of Stockholders.

(c) Discuss the internal auditor’s reporting relationship with the audit committee. Does the internal auditor have direct and unfettered access to the board of directors and the audit committee and to all records, properties and personnel?

In accordance with Section 3.8 of the Schedule of the *Audit Committee Charter*, the Audit Committee meets to have separate sessions periodically, with Management, with the Internal Audit Head/Chief Audit Officer and with the External Auditor as the Committee may deem necessary to surface issues warranting the attention of the Committee.

PLDT’s Internal Audit Charter, in pertinent part, mandates that, to provide for the independence of the Internal Audit Organization, its personnel report to the Chief Audit Executive, who reports functionally to the Audit Committee and administratively to the President and Chief Executive Officer. The Chief Audit Executive and staff of the Internal Audit Organization are authorized to: (a) have unrestricted access to all functions, records, property, and personnel; (b) have full and free access to the Audit Committee; (c) allocate resources, set frequencies, select subjects, determine scopes of work, and apply the techniques required to accomplish audit objectives; and (d) obtain the necessary assistance of personnel in units within PLDT where they perform audits, as well as other specialized services from within or outside PLDT.

(d) Resignation, Re-assignment and Reasons

Disclose any resignation/s or re-assignment of the internal audit staff (including those employed by the third-party auditing firm) and the reason/s for them.

Name of Audit Staff	Reason
1 auditor	Transfer/promotion to organizational unit outside of Internal Audit
2 auditors	Resignation

(e) Progress against Plans, Issues, Findings and Examination Trends

State the internal audit’s progress against plans, significant issues, significant findings and examination trends.

Progress Against Plans	The plans and objectives for the year are substantially completed at year end.
Issues⁴⁸	Overall, there are no significant issues based on the results of the reviews.
Findings⁴⁹	Overall, there are no significant findings based on the results of the reviews.
Examination Trends	Certain policies and procedures need updating due to various reorganizations and realignment of functions within the Company.

[The relationship among progress, plans, issues and findings should be viewed as an internal control review cycle which involves the following step-by-step activities:

1. Preparation of an audit plan inclusive of a timeline and milestones;
2. Conduct of examination based on the plan;
3. Evaluation of the progress in the implementation of the plan;
4. Documentation of issues and findings as a result of the examination;
5. Determination of the pervasive issues and findings (“examination trends”) based on single year result and/or year-to-year results;
6. Conduct of the foregoing procedures on a regular basis.]⁵⁰

(f) Audit Control Policies and Procedures

Disclose all internal audit controls, policies and procedures that have been established by the company and the result of an assessment as to whether the established controls, policies and procedures have been implemented under the column “Implementation.”

Policies & Procedures	Implementation
Audit Planning and Risk Assessment Methodology	Implemented
Audit Fieldwork and Working Paper Guidelines	Implemented
Audit Reporting Guidelines	Implemented
Audit Follow-up Guidelines	Implemented
Quality Assurance and Improvement Program (QAIP)	Implemented

(g) Mechanism and Safeguards

State the mechanism established by the company to safeguard the independence of the auditors, financial analysts, investment banks and rating agencies (example, restrictions on trading in the company’s shares and imposition of internal approval procedures for these transactions, limitation on the non-audit services that an external auditor may provide to the company):

Auditors (Internal and External)	Financial Analysts	Investment Banks	Rating Agencies
<p>Internal Auditors:</p> <p>The following procedures are being done by IA to ensure its staff’s independence and objectivity:</p> <ul style="list-style-type: none"> • The IA Division Heads check the assigned auditor’s independence from the internal client, area or function to be audited through the “Division Head Review Checklist for 	<p>The <i>Conflict of Interest Policy</i> protects the integrity of the Company’s business transactions with all entities that it deals with. The policy provides that transactions which are or may have the potential of being deemed as Conflict of Interest transactions are discouraged and must be avoided. If such a conflict of</p>		

⁴⁸ “Issues” are compliance matters that arise from adopting different interpretations. (ACGR footnote)

⁴⁹ “Findings” are those with concrete basis under the company’s policies and rules. (ACGR footnote)

⁵⁰ This is an explanatory statement contained in the SEC-ACGR Form.

<p>Audit Staffing” portion of the Audit Plan.</p> <ul style="list-style-type: none"> • IA executives and staff accomplish and update, quarterly or as necessary, the Update Information and Declaration of Relatives form. This form indicates the employee’s relative(s) in PLDT and its subsidiaries/affiliates, and is being used as references in assessing the auditor’s independence. • IA executives and staff are given copies of the IA Code of Ethics. IA executives and staff issue, on an annual basis, their respective signed copies of their Statement of Commitment to the Code of Ethics expressing renewal of their commitment to uphold its principles and undertake its rules of conduct. • Annually, the Chief Audit Executive confirms to the Audit Committee the organizational independence of IA. 	<p>interest transaction cannot be avoided, the conflicted person is required to submit a written disclosure of such conflict to a designated approving authority in order to ensure the transparency in such transaction. Secondly, the conflicted person is required to inhibit himself/herself from being involved at any stage of the transactional flow. Finally, the conflicted person is required to secure approvals from the designated approving authority in order that appropriate safeguards are put in place.</p>
<p>External Auditors:</p> <p>The following are the Audit Committee’s procedures for its evaluation of external auditor independence:</p> <ul style="list-style-type: none"> • The Audit Committee, at least annually, evaluates all existing relationships between the external auditor and PLDT, including audit partner relationships that might affect the external auditor’s ability to act objectively. Such matters are discussed and clarified with the external auditor prior to appointment/re-appointment. • The Audit Committee, at least annually, requests and evaluates: <ul style="list-style-type: none"> a. Information from the external auditor regarding its policies and procedures for maintaining independence. b. Confirmation in the engagement letter that the external auditor’s performance of the work will not impair independence • External auditor’s required communications to the Audit Committee include a formal statement delineating all relationships between the external auditor and the Company (Statement as to Independence) as required by the prevailing applicable Independence Standards, among others. 	<p>Moreover, the Company has established counterparty limits in order to manage and control credit risk of the financial institutions. These limits are reviewed periodically based on latest available financial data on our counterparties’ credit ratings, capitalization, asset quality and liquidity. The Company ensures that its outstanding deposits with any counterparty shall not exceed the assigned limit. In addition, the Company also limits outstanding deposits with any counterparty to a maximum of 15% of total investible funds. With these measures in place, funds are well distributed, and no bank will have more than 15% share of the Company’s investible funds at any time.</p> <p>With respect to the financial analysts, including those from the rating agencies, they are covered by their own corporate governance rules that ensure their independence. In particular, analysts are not allowed to buy stocks that they cover.</p>

(h) State the officers (preferably the Chairman and the CEO) who will have to attest to the company’s full compliance with the SEC Code of Corporate Governance. Such confirmation must state that all directors, officers and employees of the company have been given proper instruction on their respective duties as mandated by the Code and that internal mechanisms are in place to ensure that compliance.

Under SEC Memorandum Circular No. 5, Series of 2013, the submission of the certificate of compliance with the *SEC CG Code* has been discontinued. Prior to such discontinuance, or until 2012, PLDT certificate of compliance was signed by the Chief Governance Officer and President & CEO as required under SEC Memorandum Circular No. 3, Series of 2007. In case the SEC should revive or reinstate the requirement for listed companies to submit a certificate of compliance, such certificate will be attested to by the Chief Governance Officer, Chairman and President & CEO of PLDT, if so mandated by the SEC.

The *PLDT CG Manual*, which adopted substantially all of the provisions of the *SEC CG Code*, the *PLDT Code of Ethics* and other implementing policies which contain the respective duties of the directors, officers and employees have been disseminated to them and the Company implements communication and education programs on corporate governance to enhance understanding of such duties and foster a culture of good governance and ethical business practices and conduct.

H. ROLE OF STAKEHOLDERS

1) Disclose the company's policy and activities relative to the following:

The Company's policy on its engagement with its various stakeholders is embodied in the *PLDT CG Manual* and the *PLDT Group's Corporate Social Responsibility (CSR) Statement*:

At the PLDT Group of Companies, Corporate Social Responsibility is grounded on the belief that an integral part of its business is the imperative to help improve the overall well-being of the Filipino people. To achieve this goal, we will address proactively the interests of our various stakeholders. We believe that as we seek to enhance value for our shareholders, we have a responsibility to:

- *Provide quality products and services for our customers*
- *Develop our employees*
- *Work with our suppliers and business partners in an ethical and mutually beneficial manner*
- *Care for the environment*
- *Improve our communities.*

We are conscious about the proper management of our finite and fragile environment and are taking tangible measures to lessen our carbon footprint. We will continue to invest in technical business solutions that both cut our costs and help save the environment.

By succeeding as a corporation, we create wider opportunities for employment, entrepreneurship and the greater well-being of all Filipinos. We believe that as we help raise the overall economic welfare of the Filipino, we expand the market of our products and services. The creed of our business strategy is the desire to change lives for the better.

The Company carries out this policy through specific implementing policies, guidelines and relevant programs and activities, as set forth below.

	Policy	Activities
Customers' welfare	<p>Our customers include residential customers, small and medium enterprises (SMEs) and corporate customers covering large companies, organizations and government.</p> <p>We strive to satisfy our customers' expectations and concerns regarding quality of service, pricing, application process, service provisioning process, repair and restoration service and the billing process. We continuously engage with our customers through various touch points and "Voice of the Customer Programs", through which we are able to know and understand our customers' communication products and service needs, address their concerns and identify areas where we could further enhance customer experience.</p>	<ul style="list-style-type: none"> • Enhanced customer experience by upgrading the competencies and skills of customer service representatives; streamlining payment handling operations; and renovating business offices and payment centers. • New customer touch points were added through <i>InfoTouch</i> and an improved interactive voice response system (IVRS) to provide greater convenience to our customers. • Entered into partnership with Hong Kong based PCCW Global to undertake a new international fiber optic project, the Asia-Africa-Europe 1 (AA-1) Cable System, which will further increase PLDT's international bandwidth capacity and raise the resiliency of our overseas links as it enhances the quality of data and internet connections for our customers. • Pursuing with business partners the introduction of a fully managed service offering that is expected to ultimately redound to the benefit of patients resulting from quicker, higher-quality results and diagnosis by specialists. • Launched PLDT Fiber Link Expansion coinciding with Bohol province's 160th foundation day to help boost BPO and tourism industries in the quake-hit region. The launch of the P700-million DFON fiber optic link project aims to help accelerate Bohol's recovery from the 7.2 magnitude earthquake that hit the province in October 2013.

		<ul style="list-style-type: none"> Expanded PLDT's Time-Division Duplex-Long Term Evolution (TD-LTE) network to over 400 cell sites at the end of September 2014, providing high-speed internet services to more Filipino homes and further strengthening connections all over the country, especially those in remote towns and provinces. Developed and promoted such products as: PLDT Fibr, the most powerful residential broadband service to serve residential areas in different parts of the country; myBro, the leading wireless broadband for the home with innovative plans and bundles to suit the various needs of customers for wireless connectivity; Cloud UCaaS, an all-in-one, smarter Unified Communications Service; Telpad Dual Core, the world's first online landline; Negosyo Boost with Sun Fixed Load Plan, the first landline, data and mobile convergent group offering for SMEs with a complete suite of wireless solutions of voice, broadband and mobility; and Cloud Managed Security that aims to address the increasingly complex security requirements of SMEs conducting their operations online. <p>See <i>Annex C.H.1: "Customer's Welfare"</i> hereto attached for further details on the activities undertaken by the Company for its customers.</p>
Supplier/contractor selection practice	<p>PLDT shall promote and implement standards of relationship with its suppliers that embody the principles of the <i>PLDT Code of Ethics</i> as well as the values of fairness, integrity, transparency and accountability.</p> <p>As of December 2014, PLDT has around 1,000 accredited suppliers which serve the requirements of the PLDT Group, ranging from capital expenditures to operating expenditure items, as well as services. The Company aspires to maintain mutually beneficial relationships only with suppliers that uphold PLDT's core values of fairness, accountability, integrity, and transparency in their own businesses. Pursuant to this, the Company's <i>Supplier/Contractor Relations Policy ("Supplier Relations Policy")</i> provides for the general principles to be followed in vendor selection. Suppliers must be accredited before they may engage in business with PLDT. Among the criteria for accreditation are financial capability, technical capability, compliance with applicable laws, including those pertaining to industrial relations, environment, health and safety and intellectual property rights. The Company's purchases, as a general rule, are made on the basis of competitive bidding of accredited and qualified suppliers, in accordance with the aforementioned policy.</p> <p>See: http://pldt.com/corporate-governance-in-pldt/policies-processes-and-practices</p>	<ul style="list-style-type: none"> Accreditation of suppliers conducted based on established standards. Competitive bidding implemented as the primary mode for supplier selection Adoption of relevant contract terms that confirm and guarantee supplier's agreement to abide with laws, rules and PLDT standards relating to industrial relations obligations, environment, health and safety, intellectual property rights and other applicable laws Communication of the Company's corporate governance policies to suppliers. Regulation of gifts, entertainment and other forms of gratuities given by suppliers to PLDT employees, officers, and vice versa.

<p>Environmentally friendly value-chain</p>	<p>The Company's policy on the environment is embodied in the <i>PLDT Group's Corporate Social Responsibility (CSR) Statement</i> which provides, in pertinent part, that we believe that as we seek to enhance value for our shareholders, we have a responsibility to, among others, care for the environment and improve our communities.</p> <p>We are conscious about the proper management of our finite and fragile environment and are taking tangible measures to lessen our carbon footprint. We will continue to invest in technical business solutions that both cut our costs and help save the environment.</p> <p>The Company implements this policy through various environmental and community programs. It also has an Environmental, Health and Safety Committee which ensures adherence of the Company's environmental programs to government regulatory requirements and the establishment and implementation of programs for the conservation of energy and water.</p>	<ul style="list-style-type: none"> • <i>Balik Baterya</i> Program in partnership with PBSP and Motolite which promotes recycling of used lead-acid batteries (ULAB) and proper disposal of hazardous waste from batteries. • PLDT <i>TELEpuno</i> tree-planting • PLDT's 66K M.V.P. (Movement for Volunteerism and Partnership) Trees environmental greening project • Tree-planting project in Cebu Hillylands • Mangrove planting in Iloilo • Earth Day celebration's eLakad (ecological Lakad) fun walk • River Clean-up and Mangrove Reforestation in Iloilo City • "Shore it Up: Rescue, Restore, Revive" environmental awareness program • The 1st Philippine International River Summit • North Luzon Expressway Flowering Program • Sacred Compact of Mutual Recognition with the <i>Higaunen-Talandig-Bukidnen</i> Tribe • Partnership with the Philippine Eagle Foundation <p>See <i>Annex C.H.1: "Environmentally Friendly Value Chain"</i> hereto attached for more details on the Company's environmental programs and activities.</p>
<p>Community Interaction</p>	<p>PLDT operates in communities all over the Philippines, which include local residents, non-governmental organizations and other sectors in the said communities, and is aware that these communities are concerned about PLDT's products and services and how they are affected by the operations of the Company. As a telecommunications provider, PLDT provides products and services that connect people and enable them to manage the constraints of time and place more efficiently. As a corporation, PLDT creates wider opportunities for employment, entrepreneurship and greater well-being. As a corporate citizen, PLDT engages with the communities, including the sectors directly affected by its operations, through CSR projects in education, health, community, environment, livelihood development, youth development and sports, and disaster relief operations.</p>	<ol style="list-style-type: none"> 1. Education and Arts <ul style="list-style-type: none"> ▪ PLDT Infoteach Outreach Program ▪ Teachers Development Programs ▪ eLearning Ville Program ▪ Philippine Digital Literacy for Women ▪ <i>Balik Eskwela</i> Project ▪ <i>Sining Buhay Para sa Kalikasan</i>: a collage art-making project ▪ Support for Kariton Klasrum Project ▪ Donation of school/learning facilities, personal computers ▪ Akapela Open ▪ <i>Gabay Guro</i> (2G) Program: provides scholarship to aspiring teachers 2. Health <ul style="list-style-type: none"> ▪ PLDT medical and dental missions ▪ Bloodletting project ▪ Feeding program 3. Livelihood <ul style="list-style-type: none"> ▪ Donation of old telephone directories ▪ PLDT <i>TELEpuno</i> livelihood component 4. Emergency Response <ul style="list-style-type: none"> ▪ Relief operations, medical and dental missions, and feeding programs to calamity victims 5. Other Community Activities <ul style="list-style-type: none"> ▪ Various outreach programs ▪ Community/religious events sponsorships <p>See <i>Annex C.H.1 "Community Interaction"</i> hereto attached for more details on the Company's community interaction activities.</p>
<p>Anti-corruption programmes</p>	<p>The Company's policy against corruption and bribery is set forth in the <i>PLDT Code of Ethics</i>, and further reinforced in specific policies, such as the <i>Gifts Policy</i>,</p>	<ol style="list-style-type: none"> 1. Continuing Corporate Governance Education and Communication <ul style="list-style-type: none"> ▪ Training and enhancement sessions on

and procedures	<p><i>Supplier Relations Policy</i> and <i>Corporate Governance Guidelines for Suppliers</i>, which likewise prohibit bribery involving third parties in business dealings with the Company. These policies are implemented through anti-corruption programs and measures such as internal controls, training and communication, the whistle blowing system, third party due diligence, and support for and participation in multisectoral anti-corruption initiatives to eliminate graft and corruption.</p>	<p>corporate governance, which includes anti-bribery and anti-corruption</p> <ul style="list-style-type: none"> ▪ Communication initiatives: advisories and updates on corporate governance, newsletters, newsbriefs, posters, videos and other publications <p>2. Compliance and Controls Monitoring</p> <ul style="list-style-type: none"> ▪ PLDT's SOX 404 internal control systems; accounting and auditing controls ▪ Vendor accreditation and performance review ▪ Anti-bribery and corporate governance provisions in procurement contracts ▪ Guidelines on handling of donations <p>3. Enforcement</p> <ul style="list-style-type: none"> ▪ Implementation of the whistleblowing system ▪ Penalty of dismissal for bribery
Safeguarding creditors' rights	<p>The Company's policy towards creditors and other business partners and the safeguarding of creditors' rights are embodied in the <i>PLDT Code of Ethics</i> and the <i>General Practice on Stakeholder Engagement</i>. The Company shall observe and maintain its core business principles of accountability, integrity, fairness, and transparency in its relationships with its creditors and other business partners.</p> <p>See: http://pldt.com/corporate-governance-in-pldt/our-stakeholders</p>	<ul style="list-style-type: none"> ▪ Periodic submission to creditors of Certified Financial Statements, No Default Certification and Certification on Compliance with Financial Ratio Limits ▪ Full financial disclosures in SEC Forms 17-A & 17-Q (Annual and Quarterly Reports) ▪ Disclosure of material information, such as earning results and risk exposures relating to loan covenants ▪ Managing the debt profile with debt maturities well spread out to comply with financial ratios and other loan covenants <p>PLDT's credit ratings with <i>Fitch</i>, <i>Moody's</i> and <i>Standard and Poor's</i> remain at investment grade as of September 2014. In 2012, PLDT became the first Philippine corporation accorded investment grade status with the upgrade of its foreign and local credit ratings by the said three credit rating agencies.</p>

2) **Does the company have a separate corporate responsibility (CR) report/section or sustainability report/section?**

Yes, as may be viewed from the Company's latest posted *2013 Annual Report*.

PLDT has incorporated its corporate social responsibility (CSR) report in its Annual Report while the PLDT-Smart Foundation (PSF) publishes its own annual report. PSF is one of the vehicles through which PLDT carries out its CSR strategy and activities.

See *PLDT Group CSR Report in 2013 Annual Report*, pp. 24-28.

3) **Performance-enhancing mechanisms for employee participation.**

(a) What are the company's policy for its employees' safety, health, and welfare?

Our employees have a broad range of concerns which includes working conditions, skills training, career opportunities, health and safety, and work-life balance.

The Company ensures that its employees are provided relevant training programs suited to their needs. Dedicated staff and facilities are made available for the training and development programs of the Company.

The Company organizes programs that support the well-being of employees, allows them to participate in PLDT's CSR activities and obtains their feedback on company concerns. In accordance with the *PLDT Personnel Manual*, the Company provides medical benefits for our employees, which include hospitalization, doctor consultation, medicines and laboratory tests. The Company monitors and submits reports on employee health and safety in accordance with applicable regulations.

(b) **Show data relating to health, safety and welfare of its employees.**

For safety:

The Environmental, Health and Safety (EHS) programs being implemented by the Company resulted to an accumulation of 25,428,528 safe man-hours without lost time accidents in 2014.

For health and welfare:

The Company shoulders the medical cost for employees who become ill, inclusive of medicines, hospital confinements and post-operative rehabilitation. Part of the preventive medical approach is to subject employees to Annual Physical Examination (96.02% compliance rate as of December 2014). Continuous medical education fora are being conducted monthly to address common health issues such as diabetes, hypertension, and cardio-pulmonary disease (63 conducted in 2014).

The Company ensures that work-life balance is achieved by promoting sports and recreation programs with 55 various events (including voice, theater and dance workshops, song writing, basketball, bowling, volleyball, badminton, track and field, Frisbee, table tennis, football, family fun day, wellness program, etc.) that covered and engaged about 85% of employees in 2014. Likewise, the Company aims to empower its employees by providing them livelihood workshops and seminars (baking, food processing, reflexology, etc.) to engage them in productive activities that have potential for family income augmentation.

We file with the Bureau of Working Conditions of the Department of Labor and Employment the following: (a) Annual Medical Report; (b) Annual Work Accident/Illness Exposure Data Report; and (c) Report on Health and Safety Organization. These reports contain data such as preventive/emergency occupational health services, summary report of diseases, report of immunization program, health education and counseling services, hazards in the workplace, work-related injuries (disabling and non-disabling), and occupational safety and health programs undertaken by the Company.

(c) State the company's training and development programmes for its employees. Show the data.

PLDT has an established Training and Development program for all its employees covering behavioral, business skills, telecoms and IP technology, business systems as well as supervisory and leadership training. Annually, it trains its employees on various courses covering the different course categories earlier mentioned. It operates a Telecommunications Training and Education Center (TelTEC) at its Innolab Building in Mandaluyong City where most of the trainings are delivered, and also conducts trainings in its regional offices. TelTEC houses a good number of standard training rooms and technical training laboratories, a well-equipped corporate library, as well as dorm facilities that are being used by employees for training and development activities.

In 2014, PLDT's Training Development and Career Center produced 16,457 classroom training graduates and 407 computer-based training graduates. Total employees trained numbered 6,089 (86% of total employee population). Training is delivered by around 34 full time trainers and more than 100 training resource persons coming from line, as well as training service providers from outside PLDT.

PLDT provides continuous training for its Board and Management. The highlight of this continuing education and communication program is the annual enhancement session which is conducted by internationally-known experts who share their experience, expertise and insights to PLDT's Board and Management. PLDT has organized and conducted nine (9) annual enhancement sessions for the Board since 2007. In 2014, five (5) experts in the field of corporate governance and ethics were invited to address PLDT's Board, senior management and middle management.

A session for PLDT Directors entitled *Briefing on Corporate Governance Requirements under US Laws and Regulations and Foreign Corrupt Practices Act of 1977* was held on April 1, 2014 where Mr. Garth W. Bray, Partner of the Sullivan & Cromwell LLP, was the resource speaker. Discussed at the session were the corporate governance requirements mandated in U.S. laws and regulations, such as Board Independence, Board Committees membership and functions, the adoption of a Code of Ethics, exemptions granted to foreign-private issuers, disclosure controls and procedures, insider trading, and whistleblowing procedures and processes. The speaker also talked about the U.S. Foreign Corrupt Practices Act (FCPA) and its anti-bribery provisions and its accounting and transparency requirements, otherwise known as its books & records and internal control provisions. He also touched on recent trends and developments of enforcement action taken by U.S. authorities regarding the FCPA.

An enhancement session for PLDT Directors was held on December 4, 2014, the invited speakers of which were SEC Chairperson Teresita Herbosa and Mr. Graham Winter, Partner and Ms. Kelly Austin, Partner of the Hong Kong Office of global firm Gibson Dunn and Crutcher. Chairperson Herbosa talked about *What to Expect from the SEC*. Mr. Winter and Ms. Austin, who both have extensive experience in complex corporate transactions, including cross-border M&A transactions, privatizations, capital markets transactions, joint ventures, private equity transactions and international corporate finance transactions, discussed *Corporate Governance Trends and Practices in Advanced Economies*.

For our senior and middle management, a separate enhancement session was held December 1, 2014. Mr. Chris Lowney, current chairman of the Catholic Health Initiatives, former Managing Director of J.P. Morgan Chase and Co. in New York, Tokyo, Singapore and London, and author of the books *Heroic Leadership* and, more recently, *Pope Francis: Why He Leads the Way He Leads*, discussed his thoughts on *21st Century Leadership and Governance: Thriving Amid Change, Complexity, and Lots of Choices*.

(d) State the company's reward/compensation policy that accounts for the performance of the company beyond short-term financial measures.

The PLDT Group's compensation philosophy establishes the guiding principles for the compensation plan of each company under the PLDT Group, and has the following major principles and objectives:

- The primary aim is to attract and retain quality employees.
- *Pay for Position*: incorporates pay for the importance of the position with respect to the internal organization and considers the external market covering the pay practices of competitors and other comparator companies.
- *Pay for Performance*:
 - incorporates pay for performance focusing on Company, team, and individual performance to help achieve business objectives;
 - Pay for Performance is to be given more weight and importance than other pay components;
 - provides for long term incentives through stock options to promote an ownership mindset. Long-term incentives shall include home mortgage plans, shadow (phantom) stock plans and other forms of Golden Handcuffs for better performers; and
 - provides for short term incentives through variable pay to reward individual and team performance that contribute to the achievement of corporate goals and objectives. Short-term incentives shall include sales incentives and non-cash recognition awards.
- *Pay for Person*: incorporates pay for competencies and skills of the individual that are valuable to the Company.
- The compensation philosophy is communicated to all employees.

4) What are the company's procedures for handling complaints by employees concerning illegal (including corruption) and unethical behaviour? Explain how employees are protected from retaliation.

Under the relevant Company's policies, employees may submit their complaints, including concerns, to the immediate Executive Head, the Human Resources Group (HR) or through the Company's whistleblowing system.

A. Immediate Executive Head

Upon receipt of complaint, the Executive Head shall issue a Notice To Explain (NTE) to the concerned employee/s. The Executive Head evaluates the employee's explanation and submits his recommendation to HR-Industry/Labor Relations. HR-Industry/Labor Relations validates the recommendation submitted to ensure that the administrative sanction to be applied is justified. For sanctions of less than 30 calendar days suspension or reprimand/final warning, HR-Industry/Labor Relations notifies the Executive Head to implement the recommendation. For sanctions of more than 30 days suspension or dismissal, HR-Industry/Labor Relations endorses the case to the Committee on Employee Discipline (CED). The CED deliberates and resolves the case. HR-Industry/Labor Relations thereafter notifies the Executive Head to implement the CED's decision and monitors compliance.

B. Human Resources Group

Upon receipt of complaint, HR-Industry/Labor Relations refers the matter to the appropriate investigating unit. The report on the investigation results is forwarded to the concerned Executive Head. The Executive Head handles the said report in the same manner as in the procedure for handling complaints submitted directly to him by employees, as described above.

C. Whistleblowing System

Upon receipt of a complaint through the whistleblowing reporting system, the Corporate Governance Office (CGO) conducts a preliminary evaluation of the complaint. Should the CGO find the complaint sufficient in form and substance, it shall refer the complaint to the appropriate investigating unit for handling and further investigation. The report on the investigation results is submitted to the CGO for monitoring and endorsement to the immediate Executive Head, or other appropriate authority, for the conduct of the due process procedures and the imposition of the appropriate sanction as may be warranted, in accordance with the abovementioned Company procedures. The CGO monitors the developments in the cases reported and ensures proper reporting to the Audit Committee and the Governance and Nomination Committee (GNC).

For complaints about violations of the *PLDT CG Manual*, the GNC, after proper investigation, notice and hearing, determines and recommends to the Chairman of the Board, the appropriate penalty for any such violation, subject to further review and approval by the Board. The Audit Committee is mandated to obtain and consider any reports and responses thereto submitted by the External Auditor as required in the applicable Auditing Standards, including reports related to detection of fraud and illegal acts, whether or not material, that involve Management or other employees who have a significant role in the Company's internal controls, and that cause a material misstatement of the financial statements.

In all processes and activities related to the handling of a report, complaint or disclosure under the *Whistleblowing Policy*, whether or not submitted anonymously, the identities of the whistleblower and witnesses are kept strictly confidential. Retaliation against a whistleblower or any witness to a case is prohibited and shall be dealt with by the Company.

I. DISCLOSURE AND TRANSPARENCY

1) Ownership Structure

(a) Holding 5% shareholding or more

Class of Shares: COMMON

Shareholder	Number of Shares	Percent (to Class)	Beneficial Owner
Philippine Telecommunications Investment Corporation ⁵¹	26,034,263 ⁵²	12.05	Same as record owner
Metro Pacific Resources, Inc. ⁵³	21,556,676 ⁵³	9.98	Same as record owner
NTT Communications Corporation ⁵⁴	12,633,487	5.85	(54)
NTT DoCoMo, Inc. ⁵⁵	22,796,902 ⁵⁶	10.55	(55)
JG Summit Group ⁵⁷	17,305,625	8.01	(57)
PCD Nominee Corporation ⁵⁸	79,173,984	36.65	(58)
J.P. Morgan Hong Kong Nominees Limited ⁵⁹	41,462,667	19.19	(59)

⁵¹ Based on a resolution adopted by the Board of Directors of Philippine Telecommunications Investment Corporation, or PTIC, the Chairman of the Board of PTIC, Mr. Manuel V. Pangilinan, has the continuing authority to represent PTIC at any and all meetings of the stockholders of a corporation in which PTIC owns of record or beneficially any shares of stock or other voting security, and to sign and deliver, in favor of any person he may deem fit, a proxy or other power of attorney, with full power of delegation and substitution, authorizing his designated proxy or attorney-in-fact to vote any and all shares of stock and other voting securities owned of record or beneficially by PTIC at any and all meetings of the stockholders of the corporation issuing such shares of stock or voting securities.

⁵² In addition to the 26,034,263 and 21,556,676 common shares owned of record respectively by PTIC and Metro Pacific Resources, Inc., or MPRI, both of which are Philippine affiliates of First Pacific Company Limited, or First Pacific, 7,653,703 ADS, whose underlying common shares represent approximately 3.54% of the outstanding common stock of PLDT, are owned by a non-Philippine wholly-owned subsidiary of First Pacific. The common shares and the underlying common shares of the ADS owned by PTIC, MPRI and the non-Philippine wholly-owned subsidiary of First Pacific (referred to herein as "First Pacific Group") collectively represents 25.57% of the outstanding common stock of PLDT as of the Record Date.

⁵³ Based on a resolution adopted by the Board of Directors of MPRI, Mr. Manuel V. Pangilinan has been appointed as proxy or duly authorized representative of MPRI to represent and vote the PLDT shares of common stock of MPRI in the Annual Meeting.

⁵⁴ Based on publicly available information, NTT Communications Corporation, or NTT Communications, is a wholly-owned subsidiary of Nippon Telegraph and Telephone Corporation, or NTT. Based on a certification signed by a duly authorized officer of NTT Communications, Mr. Jun Sawada is authorized to execute for and on behalf of NTT Communications, endorsements, transfers and other matters relating to the PLDT shares of common stock held by NTT Communications.

⁵⁵ Based on publicly available information, NTT DoCoMo, Inc., or NTT DoCoMo, is a majority-owned and publicly traded subsidiary of NTT. Based on a certification signed by a duly authorized officer of NTT DoCoMo, Mr. Hajime Kii or Mr. Mutsuo Yamamoto is authorized to execute for and on behalf of NTT DoCoMo, endorsements, transfers and other matters relating to the PLDT shares of common stock held by NTT DoCoMo.

⁵⁶ In addition to the 22,796,902 common shares owned on record by NTT DoCoMo, NTT DoCoMo also owns 8,533,253 ADSs whose underlying common shares represent approximately 3.95% of the outstanding common stock of PLDT. The common shares and the underlying common shares of the ADS owned by NTT DoCoMo collectively represents 14.50% of the outstanding common stock of PLDT as of the Record Date.

⁵⁷ The total shareholdings of JG Summit Group is 17,305,625, of which 17,208,753 shares are beneficially owned by JG Summit Holdings, Inc. (JGS), 86,723 shares are beneficially owned by Express Holdings, Inc., 10,148 shares are beneficially owned by Ms. Elizabeth Yu Gokongwei and 1 share is beneficially owned by Mr. James L. Go, all held on record by PCD Nominee Corporation, collectively representing 8.01% of the outstanding common stock of PLDT as of the Record Date. Based on a certification signed by a duly authorized officer of JGS, under the By-Laws of JGS, each of the Chairman and Chief Executive Officer of JGS (Mr. James L. Go) and President and Chief Operating Officer of JGS (Mr. Lance Y. Gokongwei) is authorized to vote the 17,208,753 common shares of PLDT owned by JGS and to appoint and/or sign proxies in behalf of JGS in connection with the Annual Meeting.

⁵⁸ PCD Nominee Corporation, PCD, is the registered owner of shares held by participants in the Philippine Depository and Trust Co., or PDTC, a private company organized to implement an automated book entry system of handling securities transactions in the Philippines. Under the PDTC procedures, when an issuer of a PDTC-eligible issue will hold a stockholders' meeting, the PDTC will execute a pro-forma proxy in favor of its participants for the total number of shares in their respective principal securities account as well as for the total number of shares in their client securities account. For the shares held in the principal securities account, the participant concerned is appointed as proxy, with full voting rights and powers as registered owner of such shares. For shares held in the client securities account, the participant concerned is appointed as proxy, with the obligation to constitute a sub-proxy in favor of its clients with full voting and other rights for the number of shares beneficially owned by such clients.

This account also includes 17,305,625 shares beneficially owned by JG Summit Group. Please refer to footnote 58.

Based on available information, none of the owners of the PLDT common shares registered under PCD, owned more than 5% of PLDT's outstanding common stock as of December 31, 2014, except for the JG Summit Group as provided above, The Hongkong and Shanghai Banking Corp. Ltd-Clients' Acct and Deutsche Bank Manila-Clients A/C, which owned approximately 8.93% and 8.89%, respectively of PLDT outstanding common stock as of such date. PLDT has no knowledge if any beneficial owner of the shares under The Hongkong and Shanghai Banking Corp. Ltd-Clients' Acct and Deutsche Bank Manila-Clients A/C, owned more than 5% of PLDT's outstanding common stock as of such date.

⁵⁹ J. P. Morgan Hong Kong Nominees Limited (formerly J. P. Morgan Asset Holdings (HK) Limited) holds shares as nominee of JP Morgan Chase Bank, successor depository under the Common Stock Deposit Agreement, dated October 14, 1994, as amended on February 10, 2003, between JP Morgan Chase Bank and the holders of ADRs, evidencing ADSs, representing shares of common stock of PLDT (the "Deposit Agreement"). Under the Deposit Agreement, if the depository does not receive voting instructions form a holder of ADRs, such holder will be deemed to have instructed the depository to provide a discretionary proxy to a person designated by PLDT for the purpose of exercising the voting rights pertaining to the shares of common stock underlying ADS of such holder of ADRs, except that no discretionary proxy will be given with respect to any matter as to which substantial opposition exists or which materially and adversely affects the rights of the holders of such ADRs.

Class of Shares: VOTING PREFERRED

Shareholder	Number of Shares	Percent	Beneficial Owner
BTF Holdings, Inc. ⁶⁰	150,000,000	100	Same as record owner

Class of Shares: NON-VOTING SERIAL PREFERRED (SERIES IV CUMULATIVE NON-CONVERTIBLE)

Shareholder	Number of Shares	Percent	Beneficial Owner
RCBC Trust Account No. 75044-2	300,000,000	100	PLDT Beneficial Trust Fund

Name of Senior Management	Number of Direct Shares (Common)	Number of Indirect shares / Through (name of record owner)	% of Capital Stock	
			% of Common Capital Stock	% of Total Outstanding Capital Stock
Napoleon L. Nazareno	6,427	13,872/PCD Nominee Corp.	0.009395	0.003048
Ernesto R. Alberto	--	--	--	--
Rene G. Bañez	1	--	0.000000	0.000000
Alejandro O. Caeg	--	200/PCD Nominee Corp.	0.000093	0.000030
Anabelle L. Chua	11,258	770/PCD Nominee Corp.	0.005567	0.001806
Ray C. Espinosa	13,043	7,700/PCD Nominee Corp.	0.009601	0.003114
Jun R. Florencio	15	500/PCD Nominee Corp.	0.000238	0.000077
Menardo G. Jimenez, Jr.	22	--	0.000010	0.000003
Claro Carmelo P. Ramirez ⁶¹	11,500	--	0.005323	0.001727
Ma. Lourdes C. Rausa-Chan	39	660/PCD Nominee Corp.	0.000324	0.000105
TOTAL	42,305	23,702	0.030551	0.009910

2) Does the Annual Report disclose the following: Yes.

Responses below are in reference to PLDT's Annual Reports:

17-A Annual Report for 2014

20-F Annual Report for 2014

2013 Annual Report (Main Section and Financial Section)

Should the Annual Report not disclose any of the above, please indicate the reason for the non-disclosure.

Key risks	Yes ⁶²
Corporate objectives	Yes ⁶³
Financial performance indicators	Yes ⁶⁴
Non-financial performance indicators	Yes ⁶⁵
Dividend policy	Yes ⁶⁶

This account also includes 8,533,253 shares of PLDT common stock underlying ADS beneficially owned by NTT DoCoMo and 7,653,703 shares of PLDT common stock underlying ADS beneficially owned by a non-Philippine wholly-owned subsidiary of First Pacific. Please refer to footnotes 56 and 55.

⁶⁰ A wholly-owned company of the Board of Trustees for the Account of the Beneficial Trust Fund Created Pursuant to the Benefit Plan of PLDT Co., or PLDT BTF. Based on a resolution adopted by the Board of Directors of BTF Holdings, Inc., the Chairman of the Board of PLDT has been appointed as proxy or duly authorized representative of BTF Holdings, Inc. to represent and vote the PLDT shares of voting preferred stock of BTF Holdings, Inc in the Annual Meeting.

⁶¹ Separated from service effective December 31, 2014.

⁶² See 17-A Annual Report, Item 6 – Risks and Uncertainties.

⁶³ See 17-A Annual Report, Item 1 – Description of Business-Strategy.

⁶⁴ See 17-A Annual Report, Item 6 – Selected Financial Data and Key Performance Indicators (Financial).

⁶⁵ See 17-A Annual Report, Item 6 – Selected Financial Data and Key Performance Indicators (Non-Financial) and Item 1 – Description of Business.

⁶⁶ See 17-A Annual Report, Item 5 - Dividends.

Details of whistle-blowing policy	Yes ⁶⁷
Biographical details (at least age, qualifications, date of first appointment, relevant experience, and any other directorships of listed companies) of directors/commissioners	Yes ⁶⁸
Training and/or continuing education programme attended by each director/ commissioner	Yes ⁶⁹
Number of board of directors/commissioners meetings held during the year	Yes ⁷⁰
Attendance details of each director/ commissioner in respect of meetings held	Yes ⁷¹
Details of remuneration of the CEO and each member of the board of directors/commissioners	Yes ⁷²

3) External Auditor's fee

Name of auditor	Audit Fee	Non-audit Fee
SGV & Co. ⁷³	Php 42M	Php 21M

4) Medium of Communication

List down the mode/s of communication that the company is using for disseminating information.

For Shareholders/Investing Public:

- Disclosure and filings: submissions to the SEC, United States Securities and Exchange Commission, PSE and New York Stock Exchange of disclosures of material events and transactions and of financial reports in accordance with the applicable laws and regulations
- Annual report: annual compilation primarily of the Company's financial and operating results, industry outlook, corporate and CSR milestones, corporate governance report, enterprise risk management, board of directors and key officers which are mailed to all stockholders, posted on the Company website, and filed with the PSE and NYSE, which in turn post it on their respective websites
- PLDT Company website
- Email: Investor Relations mailing list and mailbox
- Social Media: Company announcements of significant late-breaking news and features using Facebook, Twitter and Instagram
- Stockholders' Meeting: annual gathering of the Company's stockholders and stakeholders during which the Board of Directors reports on the year's financial and operating results and industry outlook
- Investors/Analyst Briefings: presentations at hotel for Half and Full Year Financial and Operating Results; conference calls for Quarterly Financial and Operating Results; announcement of important transactions; individual scheduled calls with Management
- One-on-one meetings with the investing community (investors, buy side and sell side analysts, and credit ratings agency analysts) whether via company visits, participation in investor conferences, or non-deal roadshows
- Press Conferences/Briefings: quarterly reports of the Company's financial and operating results to the telco press

For Employees:

- ACC:ESS magazine: the Company's official monthly publication featuring various significant corporate news, cutting-edge products and services as well as Company events, awards and recognitions
- ACC:ESS Lite: an online version of ACC:ESS magazine featuring late-breaking news, major Company events and awards and undertakings
- PLDT Media E-Mail Blasts: urgent corporate announcements for employees sent via e-mail
- Daily News Clippings: daily round-up of Company news and events and significant breakthroughs and industry news

5) Date of release of audited financial report:

March 3, 2015 (2014 Audited Financial Statements)

⁶⁷ See 20-F Annual Report, Item 16B and pp.23-24 of this report.

⁶⁸ See 17-A Annual Report, Item 9 – Directors and Officers.

⁶⁹ See 20-F Annual Report, Item 16B – Education and Enhancements; 2013 Annual Report, pp. 42-43; and pp. 17-21 of this report.

⁷⁰ See 2013 Annual Report, Corporate Governance Report – Board Attendance; and p. 29 of this report .

⁷¹ See 2013 Annual Report, Corporate Governance Report – Board Attendance; and p. 29 of this report .

⁷² See 17-A Annual Report, Item 10 – Executive Compensation.

⁷³ See 17-A Annual Report, Item 8 – Information on Independent Auditors.

6) Company Website

Does the company have a website disclosing up-to-date information about the following?

Should any of the foregoing information be not disclosed, please indicate the reason thereto.

Business operations	Yes ⁷⁴
Financial statements/reports (current and prior years)	Yes ⁷⁵
Materials provided in briefings to analysts and media	Yes ⁷⁶
Shareholding structure	Yes ⁷⁷
Group corporate structure	Yes ⁷⁸
Downloadable annual report	Yes ⁷⁹
Notice of AGM and/or EGM	Yes ⁸⁰
Company's constitution (company's by-laws, memorandum and articles of association)	Yes ⁸¹

7) Disclosure of RPT

When RPTs are involved, what processes are in place to address them in the manner that will safeguard the interest of the company and in particular of its minority shareholders and other stakeholders?

PLDT's *Guidelines on the Proper Handling of Related Party Transactions* (the "**RPT Guidelines**")⁸² provides the process of review, approval and disclosure of the Company's RPTs. Guided by *PAS 24*, RPTs are reviewed and approved by appropriate authorities designated in the *RPT Guidelines*. The review determines whether an RPT meets the following standards: (1) the RPT is on arm's length terms; and (2) the RPT is in the best interest of PLDT and its stakeholders, as a whole, considering the relevant circumstances. Material RPTs are reviewed by the Audit Committee, which is composed entirely of Independent Directors, and approved by the Board. The Board of Directors may require that an RPT it has approved be submitted to the stockholders for consideration and ratification.

The Head of Financial Reporting and Controllership Sector, in coordination with the Company's Disclosure Committee, shall be responsible for the disclosure of RPTs in the relevant financial reports of the Company as required under *PAS 24* and other applicable disclosure requirements.

Summary of outstanding balances as at *December 31, 2014* that had been entered into with related parties:

RPT	Relationship	Nature	Value (in Million Php)
<i>Indirect investment in joint ventures through PCEV:</i> MERALCO	Joint Ventures	Accrued expenses and other current liabilities; Pole rental	412
Meralco Industrial Engineering Services Corporation (MIESCOR)	Subsidiary of Meralco	Accrued expenses and other current liabilities	-
<i>Indirect investment in associate through ACeS Philippines:</i> AIL	Associate	Accrued expenses and other current liabilities	50
Asia Link B.V. (ALBV)	Associate of Major Stockholder of PLDT	Accounts Payable	297
NTT World Engineering Marine Corporation	Associate of Major Stockholder of PLDT	Accrued expenses and other current liabilities	29
NTT Communications	Major Stockholder of PLDT	Accrued expenses and other current liabilities	19

⁷⁴ See <http://pldt.com/about-us/pldt's-business>

⁷⁵ See <http://pldt.com/investor-relations/press-releases-and-disclosures/financial-results> and <http://pldt.com/investor-relations/financial-results>

⁷⁶ See <http://pldt.com/investor-relations> and <http://pldt.com/investor-relations/presentations>

⁷⁷ See <http://pldt.com/investor-relations/shareholder-information/shareholding-structure>

⁷⁸ See <http://pldt.com/about-us/pldt's-business>

⁷⁹ See <http://pldt.com/investor-relations/annual-reports>

⁸⁰ See <http://pldt.com/investor-relations/shareholder-information/latest-shareholders'-news>

⁸¹ See <http://pldt.com/investor-relations>

⁸² See <http://pldt.com/corporate-governance-in-pldt/our-stakeholders>

NTT Worldwide Telecommunications Corporation	Associate of Major Stockholder of PLDT	Accrued expenses and other current liabilities	10
NTT DOCOMO	Major Stockholder of PLDT	Accrued expenses and other current liabilities	9
JGSHI and Subsidiaries	Major Stockholder of PLDT	Accounts payable and accrued expenses and other current liabilities	3
Malayan Insurance Co., Inc.	Common Director	Accrued expenses and other current liabilities	5
Various	Various	Trade and other receivables	2,490

Summary of transactions for the year ended December 31, 2014 that had been entered into with related parties:

RPT	Relationship	Nature	Value (in Million Php)
<i>Indirect investment in joint ventures through PCEV:</i> MERALCO	Joint Ventures	Repairs and maintenance Rent	2,929 298
MIESCOR	Subsidiary of Meralco	Repairs and maintenance Construction in progress	81 83
Republic Surety and Insurance Co., Inc. or RSIC	Associate of Major Stockholder of PLDT	Insurance and security services	3
<i>Indirect investment in associate through ACeS Philippines: AIL</i>	Associate of Major Stockholder of PLDT	Cost of sales	25
JGSHI and Subsidiaries	Major Stockholder of PLDT	Rent Repairs and maintenance Communication, training, travel Selling and Promotions Professional and other contracted services	93 46 5 - -
ALBV	Associate of Major Stockholder of PLDT	Professional and other contracted services	222
Malayan Insurance Co., Inc.	Common Director	Insurance and security services	206
NTT DOCOMO	Major Stockholder of PLDT	Professional and other contracted services	67
NTT World Engineering Marine Corporation	Associate of Major Stockholder of PLDT	Repairs and maintenance	26
NTT Worldwide Telecommunications Corporation	Associate of Major Stockholder of PLDT	Selling and promotions	15
NTT Communications	Major Stockholder of PLDT	Professional and other contracted services Rent	75 12
Various	Various	Revenues	761

J. RIGHTS OF STOCKHOLDERS

1) Right to participate effectively and vote in Annual/Special Stockholders’ Meetings

(a) Quorum

Give details on the quorum required to convene the Annual/Special Stockholders’ Meeting as set forth in its By-laws.

Quorum Required	Majority of the shares issued and outstanding and entitled to vote at the annual/special meeting, except as otherwise provided by law. (<i>By-Laws</i> , Section 1, Article III)
------------------------	---

(b) System Used to Approve Corporate Acts

Explain the system used to approve corporate acts.

System Used	“One share, One vote” (<i>By-Laws</i> , Section 3, Article III)
Description	Each stockholder is entitled to one vote for each share of stock held by him. For election of directors, stockholders elect directors individually and cumulative voting applies. i.e., a stockholder may vote his shares for as many persons as there are directors to be elected, or cumulate said shares and give one candidate as many votes as the number of directors to be elected multiplied by the number of his shares shall equal, or distribute such votes on the same principle among as many candidates as he shall think fit. (<i>By-Laws</i> , Section 4, Article III)

(c) Stockholders’ Rights

List any Stockholders’ Rights concerning Annual/Special Stockholders’ Meeting that differ from those laid down in the Corporation Code.

Stockholders’ Rights under The Corporation Code	Stockholders’ Rights <u>not</u> in The Corporation Code
<i>Rights Concerning Annual/Special Stockholders’ Meeting:</i>	
1. To be furnished with written notice of annual meetings at least two weeks prior to an annual meeting or one week prior to a special meeting, which notice must state the time and place of the meeting	The Company sends to its stockholders notice of annual meeting or special meeting at least 15 business days prior to the meeting. The notice contains not only the time and place thereof but also the agenda for the meeting, which includes each matter to be voted upon by the stockholders. In addition to the notice and agenda, the Company provides each stockholder with the Information Statement and Annual Report required under SRC Rule 20. These materials are also posted on PLDT’s website at least 21 days prior to the meeting as soon as they have been cleared by the SEC.
2. To attend and vote in person or by proxy at stockholders meeting	
3. To elect and remove directors	
4. To request for voting by ballot for the purpose of electing directors	<ul style="list-style-type: none"> The Company implements voting by poll by means of written voting instructions which are validated, tabulated and cast (as opposed to by show of hands) in stockholders’ meeting. The voting results on matters presented for stockholders’ approval at the meeting are posted on the Company website immediately after the meeting.
5. To receive at the annual meeting a financial report of the operations of the corporation for the preceding year, which shall include financial statements, duly signed or certified by an independent certified public accountant	<ul style="list-style-type: none"> The Company sends to its stockholders its Annual Report containing the audited financial statements at least 15 business days prior to the annual meeting. The highlights of the financial report are included in the President’s Report rendered during the meeting.

6.	To approve certain corporate acts	
7.	To petition for the calling of meeting of stockholders when for any cause there is no person authorized to call a meeting	
<i>Other Rights</i>		
8.	To issuance of certificate of stock or other evidence of stock ownership and be registered as shareholder	
9.	To receive dividends as may be declared by the board of directors out of unrestricted retained earnings	
10.	To participate in the distribution of corporate assets upon dissolution	
11.	To be furnished with the Company's most recent financial statements, upon written request.	<ul style="list-style-type: none"> Without need for any request, the Company sends to all its stockholders its financial statements, at least 15 business days prior to its annual meeting.
12.	To inspect records of business transactions and minutes of any meeting, subject to refusal under the circumstances stated in Section 74 of the <i>Corporation Code</i> (such as when a stockholder is not acting in good faith or for a legitimate purpose).	
13.	Preemptive right or right to subscribe to all issues or disposition of shares any class in proportion to their shareholdings, unless such right is denied in the Articles of Incorporation or an amendment thereto	
14.	Appraisal right or the right of a dissenting stockholder to demand for the fair value of his shares in any of those instances provided in Section 81 of the <i>Corporation Code</i> .	

Dividends

The Company pays final and interim cash dividends on common shares in such amount declared by the Board, and fixed cash dividends on preferred shares in such amount or rate and frequency provided in the terms and features of such preferred shares. PLDT's current dividend policy is to pay out 75%⁸³ of its core earnings per share taking into consideration the interest of its shareholders as well as its working capital, capital expenditures and debt servicing requirements. The retention of earnings may be necessary to meet the funding requirements of its business expansion and development programs. However, in the event no investment opportunities arise, it may consider the option of returning additional cash to our shareholders in the form of special dividends up to the 25% balance of our core earnings or share buybacks. It was able to declare dividend payouts of approximately 100% of its core earnings for the seven consecutive years from 2007 to 2013. The accumulated equity in the net earnings of our subsidiaries, which form part of our retained earnings, is not available for distribution unless realized in the form of dividends from such subsidiaries. Dividends are generally paid in Philippine pesos. In the case of shareholders residing outside the Philippines, PLDT's transfer agent in Manila, Philippines, which acts as the dividend-disbursing agent, converts the Philippine peso dividends into U.S. dollars at the prevailing exchange rates and remits the dollar dividends abroad, net of any applicable withholding tax.

Common Stock

Class	Declaration Date	Record Date	Payment Date
Common (Regular dividend)	Mar 4, 2014	Mar 18, 2014	Apr 16, 2014
Common (Special dividend)	Mar 4, 2014	Mar 18, 2014	Apr 16, 2014
Common (Regular dividend)	Aug 5, 2014	Aug 28, 2014	Sep 26, 2014

Voting Preferred Stock

Declaration Date	Record Date	Payment Date
Mar 4, 2014	Mar 20, 2014	Apr 15, 2014

⁸³ As approved by the Board of Directors on August 5, 2014.

Jun 10, 2014	Jun 27, 2014	Jul 15, 2014
Sep 30, 2014	Oct 15, 2014	Oct 15, 2014
Dec. 2, 2014	Dec 19, 2014	Jan 15, 2015

10% Cumulative Convertible Preferred Stock

SIP Series	Declaration Date	Record Date	Payment Date
Series HH issued in 2008 (final dividend)	Apr 1, 2014	Feb 14, 2014	May 16, 2014
Series II	Apr 1, 2014	April 30, 2014	May 30, 2014

Series IV Cumulative Non-Convertible Preferred Stock

Declaration Date	Record Date	Payment Date
Jan 28, 2014	Feb 27, 2014	Mar 15, 2014
May 6, 2014	May 27, 2014	Jun 15, 2014
Aug 5, 2014	Aug 20, 2014	Sep 15, 2014
Nov 4, 2014	Nov 20, 2014	Dec 15, 2014

(d) Stockholders' Participation

1-7. State, if any, the measures adopted to promote stockholder participation in the Annual/Special Stockholders' Meeting, including the procedure on how stockholders and other parties interested may communicate directly with the Chairman of the Board, individual directors or board committees. Include in the discussion the steps the Board has taken to solicit and understand the views of the stockholders as well as procedures for putting forward proposals at stockholders' meetings.

Measures Adopted	Communication Procedure
<p>Posting and sending out of comprehensive Notice and Agenda of Annual Meeting of Stockholders and Information Statement</p> <p>See: <i>PLDT's Notice, Agenda and Information Statement for the 2014 Annual Meeting ("AGM Notice, Agenda and Information Statement for 2014")</i> Posted at: http://pldt.com/docs/default-source/annual-meeting-of-stockholders/2014/notice-agenda-and-information-.pdf?sfvrsn=0</p> <p><i>Proxy Form for the 2014 Annual Meeting ("Proxy Form")</i> Posted at: http://pldt.com/docs/default-source/annual-meeting-of-stockholders/2014/agm-2014-proxy-forms.pdf?sfvrsn=0</p>	<p>Written or printed notice of every annual stockholders' meeting, which notice shall state the date, time and place of the meeting and the purpose or purposes for which the meeting is called, shall be given by the Secretary or the by the Assistant Secretary to each stockholder. Such notice may be delivered to the stockholders personally, or enclosed in an envelope with the postage thereon fully prepaid, addressed to each stockholder at his or her last place of residence or business, and posted at a Post Office in the Philippines or in the United States of America. Such Notice must be made at least fifteen business days before the date fixed for the meeting. (By-Laws, Section 1, Article II)</p> <p>Copies of the Information Statement and Annual Report containing the information and disclosures prescribed in SRC Rule 20 are also sent to the stockholders together with the Notice and Agenda.</p>
<p>Disclosure of policy to encourage all shareholders to attend the Annual Meeting and to exercise their right to appoint a proxy in case they could not personally attend said meeting, as set forth in the <i>PLDT CG Manual</i> and which is implemented through the issuance of letters of the President and CEO to ADR and OTC stockholders and the Annual Meeting Notice and Agenda.</p>	<p>On top of sending out the Notice and Agenda, Information Statement and Annual Report as described above, the following are posted in the Company website and made publicly available through access of these links:</p> <ul style="list-style-type: none"> • <i>PLDT CG Manual, Sec. 3.2.b</i> Posted at: http://pldt.com/docs/default-source/corporate-governance-files/CG-Manual-pldt-manual-on-corporate-governance-.pdf?sfvrsn=0 • <i>Letter of the President to ADR holders</i> Posted at: http://pldt.com/docs/default-source/annual-meeting-of-stockholders/2013/letter-adr-holders_jpm_final_04-26.pdf?sfvrsn=0 • <i>Letter of the President to OTC holders</i> Posted at: http://pldt.com/docs/default-source/annual-meeting-of-stockholders/2013/letter_otc-holders_morrow_final_04-26.pdf?sfvrsn=0

	<ul style="list-style-type: none"> • AGM Notice, Agenda and Information Statement for 2014 Posted at: http://pldt.com/docs/default-source/annual-meeting-of-stockholders/2013/notice-agenda-and-information-statement.pdf?sfvrsn=0
Shareholders are given the opportunity to raise questions regarding each item of the agenda or express their views or comments on other matters during the Annual Meeting.	Questions may be asked from the floor and the Chairman, any director or responsible officer may respond to such questions or, as necessary or appropriate, the Chairman may refer the matter to the Board, Board Committee or Management for further consideration or resolution.
The <i>PLDT CG Manual</i> provides that stockholders may elevate their concerns relating to the business of the Company to the Corporate Secretary, Investor Relations Officer, Management or the Board.	Stockholders may write or call the relevant numbers indicated in the Annual Report and posted in PLDT's Company website.

8. State the company policy of asking shareholders to actively participate in corporate decisions regarding:

a. Amendments to the company's constitution

The Company complies with Sec. 16 of the *Corporation Code* which provides that any provision in the articles of incorporation may be amended by a majority vote of the board of directors and the vote or written assent of the stockholders representing at least 2/3 of the capital stock without prejudice to the appraisal right of dissenting stockholders. Accordingly, any proposed amendment to the *Articles of Incorporation* will be fully disclosed to the Company's shareholders through the Notice and Agenda and Information Statement for the stockholders' meeting in which such amendment will be presented for stockholders' approval. As a matter of policy, stockholders are encouraged to attend and vote their shares in stockholders meetings, personally or by proxy.

b. Authorization of additional shares

The Company complies with Sec. 38 of the *Corporation Code* which provides, among others, that no corporation shall increase its capital stock unless approved by a majority vote of the board of directors and approved by 2/3 of the outstanding capital stock at a stockholders' meeting duly called for the purpose. Accordingly, any increase in authorized capital stock and issuance of additional shares from such increase in authorized capital stock will be fully disclosed to the Company's shareholders through the Notice and Agenda and Information Statement for the stockholders' meeting in which such increase in capital stock and corresponding amendment to the *Articles of Incorporation* will be presented for stockholders' approval. As a matter of policy, stockholders are encouraged to attend and vote their shares in stockholders meetings, personally or by proxy.

c. Transfer of all or substantially all assets, which in effect results in the sale of the company

The Company complies with Sec. 40 of the *Corporation Code* which provides, among others, that a corporation may sell, lease, exchange, mortgage, pledge or otherwise dispose all or substantially all of its property and assets upon such terms and conditions and for such consideration as its board of directors may deem expedient, when authorized by at least 2/3 of the outstanding capital stock at a stockholders' meeting duly called for the purpose. Accordingly, any transfer of all or substantially all of the assets of the Company will be fully disclosed to the Company's shareholders through the Notice and Agenda and Information Statement for the stockholders' meeting in which any sale or transfer of all or substantially all of the assets of the Company will be presented for stockholders' approval. As a matter of policy, stockholders are encouraged to attend and vote their shares in stockholders meetings, personally or by proxy.

9. Does the company observe a minimum of 21 business days for giving out of notices to the AGM where items to be resolved by shareholders are taken up?

The *By-Laws* and *SRC Rule 20* only require 15 business days for giving out such notices.

- Date of sending out notices: [May 15, 2014](#)
- Date of the Annual/Special Stockholders' Meeting: [June 10, 2014](#)

The Notice and Agenda of the AGM and the Definitive Information Statement for the AGM were posted also on the Company's Investor Relations webpage on [May 6, 2014](#).

Section 1, Article II of the *By-Laws*: Delivery or mailing of notice must be done at least fifteen (15) business days before the date fixed for the meeting and the statement of service of such delivery or mailing shall be entered upon the minutes of meeting and the said minutes as certified correct by the secretary of the meeting and attested by the chairman of the meeting shall be conclusive on the question of service.

10. State, if any, questions and answers during the Annual/Special Stockholders' Meeting.

The questions or matters raised by the stockholders for discussion or clarification and the responses thereto are set forth in the Minutes of the Annual Meeting of Stockholders held on June 10, 2014.

11-23. Result of Annual/Special Stockholders' Meeting's Resolutions

June 10, 2014 Annual Meeting

Resolution	Approving	Dissenting	Abstaining
(i) Approval of the audited financial statements for the fiscal year ending December 31, 2013 contained in the Company's 2013 Annual Report.	330,141,159	7,218	351,942
(ii) Approval of amendment to the Third Article of the Articles of Incorporation to indicate that the place where the principal office of the Company is to be established or located is at Ramon Cojuangco Building, Makati Avenue, Makati City.	630,188,769	10,627	301,293

Election of Directors (2014)	
Name of Director	Votes Received
Artemio V. Panganiban	327,738,545
Pedro E. Roxas	328,527,012
Alfred V. Ty	330,713,241
Helen Y. Dee	324,382,165
Ray C. Espinosa	327,448,687
James L. Go	324,053,683
Setsuya Kimura	326,394,619
Napoleon L. Nazareno	329,337,035
Manuel V. Pangilinan	330,570,314
Hideaki Ozaki	324,378,015
Ma. Lourdes C. Rausa-Chan	326,896,103
Juan B. Santos	326,444,355
Tony Tan Caktiong	326,444,365

24. Date of publishing of the result of the votes taken during the most recent AGM for all resolutions:

June 10, 2014

See: PLDT Annual Stockholders Meeting: Summary of Attendance and Votes

Posted at: [http://pldt.com/docs/default-source/annual-meeting-of-stockholders/2014/agm-results_06-10-\(1\).pdf?sfvrsn=0](http://pldt.com/docs/default-source/annual-meeting-of-stockholders/2014/agm-results_06-10-(1).pdf?sfvrsn=0)
<http://pldt.com/docs/default-source/annual-meeting-of-stockholders/2014/summary-of-attendance.pdf?sfvrsn=0>

(e) Modifications

State, if any, the modifications made in the Annual/Special Stockholders' Meeting regulations during the most recent year and the reason for such modification:

None

Modifications	Reason for Modification
--	--

(f) **Stockholders' Attendance**

(i) **Details of Attendance in the Annual/Special Stockholders' Meeting Held:**

Type of Meeting	Names of Board members/Officers present	Date of Meeting	Voting Procedure (by poll, show of hands,	% of SH Attending in Person	% of SH in Proxy	Total % of SH attendance
Annual	Artemio V. Panganiban Pedro E. Roxas Alfred V. Ty Helen Y. Dee Ray C. Espinosa James L. Go Setsuya Kimura Napoleon L. Nazareno Manuel V. Pangilinan Hideaki Ozaki Ma. Lourdes C. Rausa-Chan Juan B. Santos Tony Tan Caktiong <i>Officers:</i> Ernesto R. Alberto Isaias P. Fermin Anabelle L. Chua Rene G. Bañez Alejandro O. Caeg Menardo G. Jimenez, Jr. Florentino D. Mabasa, Jr. June Cheryl A. Cabal-Revilla Melissa V. Vergel De Dios Gil Samson D. Garcia Oliver Carlos G. Odulio	June 10, 2014	By poll/proxy instruments with voting instructions	0.08% ⁽⁸⁴⁾	90.21% ⁽⁸⁴⁾	90.30% ⁽⁸⁴⁾

(ii) **Does the company appoint an independent party (inspectors) to count and/or validate the votes at the ASM/SSMs?**

Yes, the Company's tabulation, registration and reporting system has been reviewed and tested by Sycip Gorres Velayo & Co. in accordance with the Philippine Standards on Related Services 4400 Agreed-upon Procedures issued by the Auditing Standards and Practices Council. Representatives from Sycip Gorres Velayo & Co. were present in the Annual Meeting and checked the completeness and accuracy of the encoded proxies and voting instructions received as well as the completeness and accuracy of the attendance and voting reports generated by the system at the June 10, 2014 Annual Meeting of Stockholders.

(iii) **Do the company's common shares carry one vote for one share?**

If not, disclose and give reasons for any divergence to this standard. Where the company has more than one class of shares, describe the voting rights attached to each class of shares.

Yes, shares of Common Stock carry one vote per share.

Shares of Voting Preferred Stock have voting rights at any meeting of the stockholders for the election of directors and for all other purposes, with one vote in respect of each share of Voting Preferred Stock.

Shares of Non-Voting Serial Preferred Stock have no voting rights except as otherwise provided by law. With respect to the corporate actions enumerated in Section 6 of the *Corporation Code*, each share of Non-Voting Serial Preferred Stock entitled to vote carries one vote.

See: *By-Laws*, Section 3, Article III

⁸⁴ Based on outstanding Common Shares and Voting Preferred Shares entitled to vote as of record date.

(g) Proxy Voting Policies

State the policies followed by the company regarding proxy voting in the Annual/Special Stockholders' Meeting.

	Company's Policies
Execution and acceptance of proxies	<p>The <i>Proxy Form</i> must be completed, signed and dated by the stockholder or his duly authorized representative and received by the office of the Corporate Secretary at least seven days before the day of the meeting. The <i>Proxy Form</i> is distributed to the stockholders together with the printed Notice and Agenda, Information Statement and Annual Report.</p> <p>If the shares of stock are owned by two or more joint owners, the proxy form must be signed by all of the joint owners.</p> <p>If the shares of stock are owned in an "and/or" capacity, the proxy form must be signed by either one of the owners.</p> <p>If the shares of stock are owned by a corporation, association, partnership or unincorporated entity, the proxy form must be accompanied by a certification, signed by a duly authorized officer, partner or representative of such corporation, association, partnership or unincorporated entity, to the effect that the person signing the proxy form has been authorized by the governing body or has the power pursuant to the <i>By-Laws</i>, constitutive documents or duly approved policies of such corporation, association, partnership or unincorporated entity, for such purpose.</p> <p>A proxy form given by a broker or dealer in respect of shares of stock carried by such broker or dealer for the account of a customer must be supported by a sworn certification that the same is given with the express prior authorization of such customer.</p> <p>If any customer of a broker or dealer who is the beneficial owner of shares of stock executes a sub-proxy, the broker or dealer shall certify that the signature on the sub-proxy is the true and genuine signature of its customer.</p> <p>See: <i>By-Laws</i>, Section 3, Article III <i>Proxy Form</i>, Items 3 (a), (b), (c), (d), (e) and (f) <i>AGM Notice, Agenda and Information Statement for 2014</i> (which is distributed to stockholders together with the <i>Proxy Form</i>)</p>
Notary	<p>Proxies need not be notarized.</p> <p>See: <i>Proxy Form</i>, Item 3(a) <i>AGM Notice, Agenda and Information Statement for 2014</i></p>
Submission of Proxy	<p>The proxy form must be completed, signed and dated by the stockholder or his duly authorized representative, and received at the principal office and mailing address of the Company not later than seven days before the day of the meeting.</p> <p>See: <i>By-Laws</i>, Section 3, Article III <i>Proxy Form</i>, Item 3 (a) <i>AGM Notice, Agenda and Information Statement for 2014</i></p>
Several Proxies	<p>Where the Company receives more than one (1) proxy from the stockholder and they are all undated, the postmark dates shall be considered. If the proxies are made on the same date, the one bearing the latest time of day of postmark is counted. If proxies are not mailed, then the time of their actual presentation is considered. That which is presented last will be recognized. Where the same stockholder gives two (2) or more proxies, the latest one given is to be deemed to revoke all former proxies. If a stockholder designates several proxies, the number of shares of stocks represented by each proxy should be specifically indicated in the proxy form. If the proxy forms do not indicate the number of shares, the total shareholdings of the stockholder shall be tallied and the balance thereof, if any, shall be allotted to the holder of the proxy form without the number of shares. If all the proxy forms are in blank, the stocks will be distributed equally among the proxies. (<i>SRC Rule 20, Section 11</i>)</p>
Validity of Proxy	<p>A proxy is valid for the meeting in respect of which it was issued, unless otherwise provided in the proxy.</p> <p>See: <i>By-Laws</i>, Section 3, Article III</p>
Proxies executed abroad	<p>Solicitation of proxies executed in the United States is done through a proxy solicitation firm. The cost and expenditures incidental to the proxy solicitation is borne by the Company. Proxies executed abroad need not be authenticated unless</p>

	the Corporate Secretary so requests, on a case to case basis, to determine the authenticity of the signatures on the proxies or the due execution of the proxies.
Invalidated Proxy	An owner of shares of stock who has given a proxy has the power to revoke it by a written instrument duly signed and dated, which must be received at the Company's principal office and mailing address or at the office of the Company's transfer agent for common shares, not later than 3 days before the day of the meeting. A proxy is also considered revoked if an individual stockholder attends the meeting in person and expresses his intention to vote in person. See: <i>Proxy Form</i> , Item 4 <i>AGM Notice, Agenda and Information Statement for 2014</i>
Validation of Proxy	Validation of proxies shall be done at least five days before the day of the meeting by the Secretary or by a special committee of inspectors composed of the Secretary, Assistant Secretary, and a representative of the transfer agent of the corporation. The decision of the Secretary or the special committee of the inspectors, as the case may be, on the validity of proxies shall be final and binding until and unless set aside by a court of competent jurisdiction. See: <i>By-Laws</i> , Section 3, Article III
Violation of Proxy	Unless otherwise provided in the proxy, a proxy shall be valid only for the meeting in respect of which such proxy was issued. See: <i>By-Laws</i> , Section 3, Article III

(h) Sending of Notices

State the company's policies and procedure on the sending of notices of Annual/Special Stockholders' Meeting.

Policies	Procedure
The Company's policy is to send the notices for the Annual Stockholders' Meeting at least 15 business days prior to the fixed date of the meeting.	Written or printed notice of every annual stockholders' meeting, which notice shall set the date, time and place of the meeting and purpose or purposes for which the meeting is called, shall be given by the Secretary or by the Assistant Secretary to each stockholder. Such notice may be delivered to the stockholders personally, or enclosed in an envelope with the postage thereon fully prepaid, addressed to each stockholder at his or her last known place of residence or business, and posted at a Post Office in the Philippines or in the United States of America. See: <i>BY-LAWS</i> , Section 1, Article II
The Company's policy is to send/deliver the notices for a special meeting at least 15 business days prior to the fixed date of the meeting and the statement of service by such delivery or mailing shall be entered upon the minutes of meeting and the said minutes as certified correct by the secretary of the meeting and attested by the chairman of the meeting shall be conclusive on the question.	Special meetings of the stockholders may be called at any time by the Chairman of the Board or 3 of the Directors or by any number of stockholders representing 2/3 of the subscribed capital stock. Notice in writing of such meeting, stating the date, time and place thereof, and the purpose or purposes for which the meeting is called, shall be given by the Secretary or by the Assistant Secretary or in case of his absence, inability, refusal or neglect to act, then by the President, Directors or stockholders calling the said meeting. Such notice may be delivered to the stockholders personally, or enclosed in an envelope with the postage thereon fully prepaid, addressed to each stockholder at his or her last known place of residence or business, and posted at a Post Office in the Philippines or in the United States of America. See: <i>BY-LAWS</i> , Section 2, Article II

(i) Definitive Information Statements and Management Report

Number of Stockholders entitled to receive Definitive Information Statements and Management Report and Other Materials	June 10, 2014 Annual Stockholders Meeting: 11,981
--	---

Date of Actual Distribution of Definitive Information Statement and Management Report and Other Materials held by market participants/certain beneficial owners	Philippines: June 10, 2014 Annual Stockholders Meeting: May 15-19, 2014 USA: ADR Holders: June 10, 2014 Annual Stockholders Meeting: May 15, 2014 OTC Holders: June 10, 2014 Annual Stockholders Meeting: May 14-15, 2014
Date of Actual Distribution of Definitive Information Statement and Management Report and Other Materials held by stockholders	Philippines: June 10, 2014 Annual Stockholders Meeting: May 15-19, 2014 USA: ADR Holders: June 10, 2014 Annual Stockholders Meeting: May 15, 2014 OTC Holders: June 10, 2014 Annual Stockholders Meeting: May 14-15, 2014
State whether CD format or hard copies were distributed	June 10, 2014 Annual Stockholders Meeting: The Information Statement, Proxy Form and 2013 Annual Report were distributed to stockholders in hard copies, while the unaudited consolidated financial statements with Management Discussions and Analysis of Financial Condition and Results of Operations for the three months ended March 31, 2014 under SEC Form 17-Q ("Quarterly Report") were distributed to stockholders at the meeting in CD format.
If yes, indicate whether requesting stockholders were provided hard copies	The Company was ready to provide a hard copy of the Quarterly Report, but no stockholder requested a hard copy of such report.

(j) Does the Notice of Annual/Special Stockholders' Meeting include the following:

Each resolution to be taken up deals with only one item.	Yes
Profiles of directors (at least age, qualification, date of first appointment, experience, and directorships in other listed companies) nominated for election/re-election.	Yes
The auditors to be appointed or re-appointed.	Yes
An explanation of the dividend policy, if any dividend is to be declared.	Yes
The amount payable for final dividends.	Yes
Documents required for proxy vote.	Yes

The appointment of independent auditors for the ensuing year (2014) was disclosed in the Information Statement for the June 10, 2014 Annual Stockholders' Meeting, which was sent together with the Notice and Agenda. However, the said action does not require stockholders' approval. Under Section 2, Article XII of the *By-Laws*, the Audit Committee shall appoint the independent auditors at its regular meeting immediately preceding the Annual Meeting of Stockholders.

Should any of the foregoing information be not disclosed, please indicate the reason thereto.

2) Treatment of Minority Stockholders

(a) State the company's policies with respect to the treatment of minority stockholders.

Policies	Implementation
Shareholders shall have the right to nominate candidates directors, including independent directors, and the right to cumulative voting. See: <i>By-Laws</i> , Section 4, Article III and Section 7, Article V	The Company respects these shareholders rights which are measures intended to enable minority shareholder representation in the Board. See: <i>Proxy Form</i> <i>AGM Notice, Agenda and Information Statement for 2014</i>
The Board should be transparent and fair in the conduct of the annual and special stockholders' meetings of the Company. Stockholders should be encouraged to personally attend stockholders' meetings and they should be apprised ahead of time of their right to appoint a proxy in case they could not personally attend such meeting. The exercise of that right shall not be unduly restricted and any	All stockholders, regardless of the size of their stockholdings, are encouraged to personally attend stockholders meetings. Aside from issuing a comprehensive Notice, Agenda and Information Statement with attached <i>Proxy Form</i> to all stockholders, PLDT's CEO writes to all ADR and OTC holders calling for their participation in such meetings and in case of inability to do so in person, to exercise their right to be represented and vote their shares, through a proxy.

<p>doubt about the validity of a proxy should be resolved in the stockholder's favor, subject to the requirements of the applicable laws, regulations and the <i>By-Laws</i>.</p> <p>See: <i>PLDT CG Manual</i>, Sec. 3.2(b)</p>	<p>See: <i>PLDT CG Manual</i>, Sec. 3.2(b) <i>Letter of the President to ADR holders</i> <i>Letter of the President to OTC holders</i> <i>AGM Notice, Agenda and Information Statement for 2014</i></p>
<p>The Board should take the appropriate steps to remove excessive or unnecessary costs and other administrative impediments to the stockholders' participation in meetings, whether in person or by proxy. Relevant and timely information should be made available to the stockholders to enable them to make a sound judgment on all matters brought to their attention for consideration or approval.</p> <p>See: <i>PLDT CG Manual</i>, Sec. 3.2(c)</p>	<p>All postage and courier fees for the delivery of the written notice to the Annual Stockholders' Meeting are fully prepaid by the Company. Likewise, the cost and expenditures incidental to the solicitation of proxies are borne by the Company. Documentary stamps due on executed proxies are also paid by the Company.</p> <p>See: <i>By-Laws</i>, Sections 1 and 2, Article II; <i>Proxy Form</i> (last sentence, Item no. 1, "General Information and Instructions") <i>AGM Notice, Agenda and Information Statement for 2014</i></p>
<p>It is the duty of the Board to promote the rights of all stockholders, including the minority stockholders, and facilitate the exercise thereof. Stockholders may seek redress for violation of their rights as such in accordance with applicable laws.</p> <p>See: <i>PLDT CG Manual</i>, Sec. 3.2(a)</p>	<p>Stockholders who have matters for discussion or concerns directly relating to the business of the Company may initially elevate such matters or concerns to: (a) the Corporate Secretary; (b) the Investor Relations Officer; (c) Management; or (d) the Board.</p> <p>See: <i>PLDT CG Manual</i>, Sec. 3.2 (last paragraph)</p>
<p>The Board shall have such number of Independent Directors constituting at least twenty percent (20%) of the total membership of the Board, but which shall in no case be less than two (2).</p> <p>The Board shall ensure that: (i) all of the members of the Audit Committee including the chairman thereof, shall be Independent Directors, (ii) at least a majority of the voting members of the Governance and Nomination Committee shall be Directors (one of whom must be an Independent Director); and (iii) at least a majority of the voting members of the Executive Compensation Committee shall be Directors (one of whom must be an Independent Director).</p> <p>See: <i>PLDT CG Manual</i>, Secs. 2.1.1(b) and 2.2(b)</p>	<p>The Company complies with the said policies which serve to protect the rights of minority stockholders through the increase in the quality of board oversight and decrease in the risks arising from conflicts of interest. Independent directors play an important role in the review and handling of conflicts of interest and related party transactions.</p> <p>All members of the Audit Committee are independent directors and majority of the voting members of the Governance and Nomination Committee and Executive Compensation Committee are independent directors.</p>

(b) Do minority stockholders have a right to nominate candidates for board of directors?

Yes. See *By-Laws*, Section 4, Article III and Section 7, Article V.

K. INVESTORS RELATIONS PROGRAM

1) Discuss the company's external and internal communications policies and how frequently they are reviewed. Disclose who reviews and approves major company announcements. Identify the committee with this responsibility, if it has been assigned to a committee.

The Company's external and internal communications policies are reviewed on a regular basis by the Board of Directors and top management and then cascaded to Public Affairs Group and Center Heads, and thereafter to senior managers and managers for implementation, evaluation and assessment.

In accordance with the Company's Internal Disclosure Controls and Procedures, major company announcements are reviewed and approved by the Company's Disclosure Committee, which is composed of certain members of senior management, and by the Board of Directors or the Audit Committee, as applicable.

2) Describe the company's investor relations program including its communications strategy to promote effective communication with its stockholders, other stakeholders and the public in general. Disclose the contact details (e.g. telephone, fax and email) of the officer responsible for investor relations.

	Details
(1) Objectives	<ul style="list-style-type: none"> To achieve optimum value for PLDT shares by making available to the investing community sufficient, timely and accurate information about the Company's financial and operating performance and its strategic direction To keep the lines of communication open with the investing community to be able to gather and address their feedback and concerns, and communicate these with senior management
Principles	PLDT's Investor Relations program is anchored on several principles, including: ensuring the timeliness, accuracy, and sufficiency of information; transparency; and accessibility to both senior management and information.
(2) Modes of Communications	<p>Investor briefings, investor conferences, one-on-one meetings, and conference calls</p> <p>See also the response under Item I.4 on <i>Medium of Communication</i> under <i>Disclosure and Transparency</i>.</p>
(3) Investors Relations Officer	<p>Melissa V. Vergel De Dios Head – PLDT Investor Relations Center 12/F Ramon Cojuangco Building, Makati Avenue, Makati City Telephone no.: (632) 816-8024 Facsimile: (632) 810-7138 Email address: <i>PLDT_IR_Center@pldt.com.ph</i></p>

3) What are the company's rules and procedures governing the acquisition of corporate control in the capital markets, and extraordinary transactions such as mergers, and sales of substantial portions of corporate assets?

Name of the independent party the board of directors of the company appointed to evaluate the fairness of the transaction price.

The Company complies with the documentary, substantive and procedural requirements under the *Corporation Code, Securities Regulation Code and its Implementing Rules and Regulations*, and rules and regulations of the SEC and PSE, regarding acquisition of corporate control in the capital markets, extraordinary transactions such as mergers, and sales of substantial portions of corporate assets. Such requirements include, without limitation, approvals by the Board of Directors and, as applicable, by the stockholders in meetings duly called and convened for such purposes, prompt, full and fair disclosure of the material terms thereof, conduct of a tender offer (in case of any acquisition of 35% or more of the equity shares of a public company or the acquisition of even less than 35% that would result in ownership of over 51% of the equity shares of a public company), and a fairness opinion from an independent financial adviser. It is also the Board's policy to create a Special Committee composed of independent directors that is authorized to independently review the terms and conditions of any acquisition of corporate control or extraordinary transaction, with the assistance of an independent financial adviser.

In 2014, PLDT engaged Delta Partners Corporate Finance Limited (Delta Partners) as an independent financial adviser in connection with PLDT's global strategic partnership with Rocket Internet AG (Rocket), which involves PLDT's investment of Euro 333 million for a 10% stake in Rocket. As PLDT's financial adviser, Delta Partners assisted in, among others, the commercial due diligence and valuation analysis/review of Rocket.

In 2012, PLDT engaged UBS AG as independent financial advisor in connection with the contemplated sale of PLDT's business process outsourcing business owned by its wholly owned subsidiary PLDT Global Investments Holdings, Inc. (formerly, SPI Global Holdings, Inc.). The sale transaction was completed on April 30, 2013.

In 2011, PLDT's Board of Directors engaged ING Bank N.V. as PLDT's independent financial adviser in connection with the acquisition of 51.55% of the outstanding common shares of Digital Telecommunications Phils., Inc. (Digitel) from the JG Summit Holdings, Inc. Group, and CLSA Exchange Capital as PLDT's independent financial adviser in connection with the acquisition of the remaining 48.45% outstanding common shares of Digitel held by the public shareholders, pursuant to a mandatory tender offer.

L. CORPORATE SOCIAL RESPONSIBILITY INITIATIVES

Discuss any initiative undertaken or proposed to be undertaken by the company.

Guided by the view that business must have a social purpose, the PLDT Group took on various CSR initiatives to help our people improve their lives through disaster preparedness and response, sustainable livelihood, environmental protection, digital literacy, better quality education, and healthcare. Some of these initiatives are set forth in the following table.

Initiative	Beneficiary
BRIDGE DURING DISASTERS:	
<i>Tulong Kapatid</i> : consolidated disaster preparedness and response effort of the Group	Communities in the provinces of Davao Oriental and Compostela Valley affected by <i>Typhoon Pablo</i> were recipients of food, water and relief goods. Participated in the rehabilitation of super typhoon Yolanda-hit areas by constructing eight learning facilities in Leyte, four in Cebu, another eight in Bohol and two classrooms in Capiz.
CREATING LIVELIHOOD, CARING FOR THE ENVIRONMENT:	
Assisted with training on vermin-compost production	Some of the 80 members of the farm organization <i>Kanlungan</i> received training which can be a source of income and low-cost organic fertilizers.
Donation of 4 high-speed sewing machines	<i>KILOS</i> , a women’s organization in Gumian, Infanta Quezon; the sewing machines were used to recycle plastic bags sold at the community market.
<i>TELEpuno</i> Tree-planting Project	Project objective is to rehabilitate the Infanta-Real Watershed Forest Reserve, which provided, as a collateral effect, alternative livelihood project for partner communities in cooperation with the Philippine Business for Social Progress (PBSP).
PLDT’s 66K M.V.P. (Movement for Volunteerism and Partnership) Trees	An environmental greening project of PLDT and its affiliates which aims to plant 66,000 trees in Benguet, Pampanga, Bulacan, Marikina, Iloilo and Cebu.
North Luzon Expressway Flowering Program: a joint effort of the PLDT-smart Foundation (PSF) and Metro Pacific Tollways to help in greening the environment	Road users of North Luzon Expressway.
Construction of fish nursery and provision of 5,500 fries	<i>Samahan ng Magbubukid at Mangingisda sa Barangay Cawayan</i> , a farmer organization which served as a partner in the fish production project.
Support for the <i>Philippine International River Summit</i> in Iloilo City	The Summit which discussed ways of saving vital waterways from pollution complemented the ongoing project to develop a flood monitoring and water system in 18 of the country’s major river basins, including the Municipality of Iloilo.
<i>Balik Baterya</i> Program in partnership with PBSP and Motolite: donation of used lead-acid batteries (ULAB) for recycling	Hazardous waste from batteries is disposed properly while generating funds through the production of new batteries. PLDT remains the program’s top donor, turning over almost 1.5 million kilos of ULABs, the proceeds of which were used to construct 11 new classrooms and repair 6 classrooms, among other educational facilities and community infrastructures built nationwide.
Other livelihood programs: training in microbusiness such as selling PLDT-Smart cards, soap making and personal grooming services	Poor communities in Muntinlupa and Malabon through the Catmon elementary School Parents and Teachers’ Association, and typhoon victims in Quezon.
LEADING IN DIGITAL LITERACY:	
PLDT Managers’ Club-PSF’s <i>Gabay Guro (2G)</i> and Teacher’s Treasure Chest Training Program	2G provided scholarships to a total of 754 aspiring teachers all over the country, while the Teacher’s Treasure Chest program produced 3,439 graduates from 12 classes nationwide.
<i>Infoteach</i> : a program to promote digital education, in collaboration with the Department of Education (DepEd), Intel Philippines, Philippine Community eCenter Network and UPOU	Provided training to 1,000 teachers and students to promote digital education; extended its reach to include Marikina, Tondo, Isabela, Legaspi, Cebu, Iloilo, Bacolod, General Santos, Davao, and Zamboanga; offered its top teacher graduates scholarships to pursue advanced courses in UPOU

<i>Teacher Development Program</i> : a program which aims to upgrade teachers' skills and knowledge of science, math and language through enrolment at UPOU, in partnership with UPOU, DepEd and the Quezon province local government	Donated computers to 44 public schools in the Quezon Province.
<i>Paaralang Laan sa Dunong at Talino</i> in partnership with PBSP	Donated a two-story building worth six classrooms and a computer laboratory at Catmon Elementary School in Malabanan that benefited 827 students. The program dubbed as <i>Paaralang Laan sa Dunong at Talino</i> was in partnership with PBSP.
Donation of paint and school supplies and helped in the cleaning and gardening of elementary schools, for the <i>Balik Eskwela Program</i>	Putatan Elementary School in Muntinlupa, Catmann Elementary School in Malabon, and Luyang Elementary School in Cebu.
PROMOTING INNOVATION IN EDUCATION AND ARTS:	
Smart-PSF's promotion of the Dynamic Learning Program (DLP) in partnership with the Central Visayan Institute Foundation (CVIF)	DLP, a leading method proven to significantly improve student performance despite lack of qualified teachers, textbooks and facilities, was brought to school divisions in Sagay City, Negros Oriental, Basilan and Lamitan.
<i>Sining Buhay Para sa Kalikasan</i> : a collage art-making workshop using recyclable materials in partnership with Earth Day Network Philippines (EDNP)	85 young budding artists from CRIBS Foundation, Persons with Disability - Valenzuela, L.as Pinas, Makati, and Quezon City Chapters, and Smokey Mountain's <i>Sandiwaan</i> Learning Center, participated in the workshop.
<i>Akapela Open</i> , a musical creation of OPM advocate and music genius Ryan Cayabyab, and co-presented by PSF and One Meralco Foundation	Aspiring young artists from various communities, barangays, schools, churches and other institutions who find joy in singing together.
BUILDING A HEALTHY NATION:	
<i>Dugong PLDT</i> : a bloodletting program in partnership with the Philippine Children's Medical Center (PCMC), the Philippine National Red Cross, and the DOH/Region 7 blood center	1400 PLDT employees from Metro Manila and the Visayas donated blood for Yolanda victims who needed blood.
Feeding programs to promote good nutrition; and free medical and dental services and medicines to victims of calamities, poor communities and indigenous groups	Poor families in urban communities and calamity areas, including Cebu City, Iloilo City, Zamboanga, Laguna, Pampanga, Quezon City, Cotabato and Bacolod City.

See Annex C.H.1: "Environmentally Friendly Value Chain" and "Community interaction" hereto attached for a list of CSR initiatives undertaken by the Company.

M. BOARD, DIRECTOR, COMMITTEE AND CEO APPRAISAL

Disclose the process followed and criteria used in assessing the annual performance of the board and its committees, individual director, and the CEO/President.

	Process	Criteria
Board of Directors	The Board conducts, at the end of each calendar year, an annual self-assessment to evaluate the performance of the Board as a whole, the Board Committees and individual directors. The process includes an evaluation of the performance of the CEO and Management. In addition, each Board Committee conducts an annual self-assessment of its performance. Members of the Board and the Board Committees	For the Board: Leadership, Roles and Responsibilities, Independence, Stewardship, Reporting and Disclosure, Shareholders' Benefits and Training (in relation to their function as stated in the By-Laws and PLDT CG Manual)
Board Committees		For the Board Committees: Performance, Compliance and Governance (in relation to their functions as stated in their respective Charters)

Individual Directors	accomplish their respective Self-Assessment Questionnaires for this purpose. Results of the assessment process are duly reported to the Board of Directors. The Board Self-Assessment Questionnaire contains criteria that are based on leading practices and principles on good governance.	For Individual Directors: Specific Duties and Responsibilities of a Director (including understanding of the Company's mission/vision and values, independent judgment, and attendance and active participation at meetings)
CEO/President		For the President & CEO: Leadership, Stewardship and Independence

See: <http://pldt.com/corporate-governance-in-pldt/policies-processes-and-practices/monitoring-and-evaluation>

N. INTERNAL BREACHES AND SANCTIONS

Discuss the internal policies on sanctions imposed for any violation or breach of the corporate governance manual involving directors, officers, management and employees

The Chief Governance Officer shall be responsible for promptly reporting to the Chairman and the Governance and Nomination Committee any violation of the PLDT CG Manual. The Governance and Nomination Committee shall, after proper investigation, notice and hearing, determine and recommend to the Chairman of the Board the appropriate penalty for such violation, subject to further review and approval by the Board.

Violations	Sanctions
PLDT's Addendum to the Table of Penalties specifically includes this violation: "Acts or Omissions Violating the Company's Manual on Corporate Governance" Policy: <i>PLDT Personnel Manual-Table of Penalties</i>	The aforementioned violation/offense is penalized as follows: 1 st Offense – Reprimand; 2 nd Offense – Suspension (duration shall depend on gravity of the violation); and 3 rd offense – Removal from Office.

See: *PLDT CG Manual, Sec. 5.2; GNC Charter, Schedule, Sec. 2.6*



CERTIFICATION

I, **MA. LOURDES C. RAUSA-CHAN**, the duly elected and incumbent Corporate Secretary of PHILIPPINE LONG DISTANCE TELEPHONE COMPANY (the "Company"), a corporation duly organized and existing under the laws of the Republic of the Philippines, with principal office address at Ramon Cojuangco Building, Makati Avenue, Makati City, hereby certify that:

1. At the Regular Meeting of the Board of Directors of the Company (the "Board") held on November 4, 2014, at which a quorum was present and acting throughout (the "Meeting"), the Board discussed the requirement under SEC Memorandum Circular No. 12, Series of 2014, that publicly listed companies must, among other things, submit and/or post in their websites Consolidated Changes in their Annual Corporate Governance Report (ACGR) containing all the updates and changes made in their ACGR for the whole year, within ten (10) days from the end of the second (2nd) to the fourth (4th) year after the initial submission of their ACGR.

2. Following the Board's review and discussion of the Company's Consolidated Changes in ACGR for 2014 covering updates/changes during the period January to October 2014, as presented in the Meeting, the Board approved and adopted the following resolutions:

Resolution No. 11-2014-02

"RESOLVED, that the Consolidated Changes in Annual Corporate Governance Report for 2014 (the "2014 Consolidated Changes in ACGR") covering updates/changes during the period January to October 2014 as presented in this meeting, be, and is hereby, approved;

RESOLVED FURTHER, that the Chief Governance Officer be, and is hereby, authorized to update the 2014 Consolidated Changes in ACGR for any updates/changes therein occurring in November and December 2014 (the "Changes"), which Changes shall be deemed to have been ratified by the Board of Directors;

RESOLVED FINALLY, that the Chief Governance Officer be, and is hereby, authorized to submit to the Securities and Exchange Commission ("SEC") and post on the Company's website the 2014 Consolidated Changes in ACGR containing all the updates/changes in 2014, within the period prescribed under the relevant SEC circulars or guidelines."

3. This Certification is issued in compliance with SEC Memorandum Circular No. 12, Series of 2014.

WITNESS my hand and the seal of the Company this 9th day of January, 2015 in Makati City.


MA. LOURDES C. RAUSA-CHAN
Corporate Secretary

SUBSCRIBED AND SWORN to before me this 9th day of January, 2015 at Makati City, affiant exhibited to me her Philippine Passport No. EB3934720 issued in Manila by the Department of Foreign Affairs on October 24, 2011 and valid until October 23, 2016.

Doc. No. 413
Page No. 84
Book No. VII
Series of 2015.

General Office P.O. Box 2148 Makati City, Philippines.


KRISTIN BARBRA B. BELLO
Notary Public for the City of Makati
Until December 31, 2015
Appointment No. M-109
Roll of Attorneys No. 43081
PTR O.R. No. 4234486 - 01/10/14 Makati City
IBP Lifetime No. 07028 - 11/16/07
9/F, MGO Bldg. Legazpi St. Legazpi Vill., Makati City, MM

DEFINED TERMS

The following terms are used in this Charter with the respective meanings ascribed to such terms below, unless the context otherwise requires:

"17-A Annual Report"	PLDT's 2014 Annual Report on Philippine SEC Form 17-A which includes Management's Discussion and Analysis of Financial Condition and Results of Operations and Audited Financial Statements
"20-F Annual Report"	PLDT's 2014 Annual Report on SEC Form 20-F pursuant to the U.S. Securities Exchange Act of 1934, as amended
"2013 Annual Report"	PLDT's glossy 2013 Annual Report distributed to stockholders in connection with the 2014 Annual Stockholders' Meeting.
"AC"	PLDT's Audit Committee
"AC Charter"	PLDT's Audit Committee Charter
"AGM Notice, Agenda and Information Statement for 2014"	PLDT's Notice, Agenda and Information Statement for the 2014 Annual Meeting
"Articles of Incorporation"	PLDT's Articles of Incorporation
"By-Laws"	PLDT's By-Laws, as amended
"Conflict of Interest Policy"	PLDT's Conflict of Interest Policy
"Corporation Code"	Corporation Code of the Philippines
"ECC"	PLDT Executive Compensation Committee
"ECC Charter"	PLDT Executive Compensation Committee Charter
"Gifts Policy"	PLDT's Policy on Gifts, Entertainment and Sponsored Travel
"GNC"	PLDT Governance and Nomination Committee
"GNC Charter"	PLDT Governance and Nomination Committee Charter
"Letter of the President to ADR holders"	Letter of the President to ADR holders
"Letter of the President to OTC holders"	Letter of the President to OTC holders
"PAS 24"	Philippine Accounting Standard 24 for Related Party Disclosures
"PLDT CG Manual"	PLDT's Manual on Corporate Governance
"PLDT Code of Ethics"	PLDT's Code of Business Conduct and Ethics
"PLDT Personnel Manual"	PLDT's Personnel Policies and Procedures Manual
"Proxy Form"	PLDT's Proxy Form for the 2014 Annual Stockholders' Meeting (distributed to stockholders together with the AGM Notice, Agenda and Information Statement for 2014)
"RPT Guidelines"	PLDT's Guidelines on the Proper Handling of Related Party Transactions
"SEC CG Code"	Revised Code of Corporate Governance (SEC Memorandum Circular No. 6. Series of 2009)
"SRC"	Securities Regulation Code
"Supplier Relations Policy"	PLDT's Supplier/Contractor Relations Policy
"TSC"	PLDT's Technology Strategy Committee
"TSC Charter"	PLDT's Technology Strategy Committee Charter
Whistleblowing Policy	PLDT's Expanded Whistleblowing (EWB) Policy

TABLE OF WEBLINKS

The following weblinks which are referenced in the ACGR are publicly available at the Company website unless otherwise indicated.

17-A Annual Report	<p>PLDT's 2014 Annual Report on Philippine SEC Form 17-A which includes Management's Discussion and Analysis of Financial Condition and Results of Operations and Audited Financial Statements http://pldt.com/investor-relations/annual-reports</p>
20-F Annual Report	<p>PLDT's 2014 Annual Report on SEC Form 20-F pursuant to the U.S. Securities Exchange Act of 1934, as amended http://pldt.com/investor-relations/annual-reports</p>
2013 Annual Report	<p>PLDT's glossy 2013 Annual Report distributed to stockholders in connection with the 2014 Annual Stockholders' Meeting. Main Section: http://pldt.com/docs/default-source/annual-reports/2013/2013-ar-main-section.pdf?sfvrsn=2 Financial Section: http://pldt.com/docs/default-source/annual-reports/2013/pldt-ar-2013-financial.pdf?sfvrsn=2</p>
AGM Notice, Agenda and Information Statement for 2014	<p>PLDT's Notice, Agenda and Information Statement for the 2014 Annual Stockholders' Meeting http://pldt.com/investor-relations/shareholder-information/latest-shareholders-news</p>
Articles of Incorporation	<p>PLDT's Articles of Incorporation http://pldt.com/docs/default-source/Articles-of-Incorporation-and-By-laws/pse_amended-articles_revised_2014.pdf?sfvrsn=0</p>
Audit Committee Charter (AC Charter)	<p>PLDT's Audit Committee Charter http://www.pldt.com.ph/about/management/Documents/Audit%20Committee%20Charter.pdf</p>
By-Laws	<p>PLDT's By-Laws, as amended http://pldt.com/docs/default-source/Articles-of-Incorporation-and-By-laws/pldt-by-laws-(amended).pdf?sfvrsn=0</p>
Code of Business Conduct and Ethics (PLDT Code of Ethics)	<p>PLDT Code of Business Conduct and Ethics http://pldt.com/docs/default-source/policies/pldt-code-of-business-conduct-and-ethics.pdf?sfvrsn=4</p>
Company website	<p>PLDT's Company website http://www.pldt.com</p>
Corporate Governance website	<p>PLDT's corporate governance website http://pldt.com/corporate-governance-in-pldt</p>
Conflict of Interest Policy	<p>PLDT's Conflict of Interest Policy http://pldt.com/corporate-governance-in-pldt/policies-processes-and-practices</p>
Corporate Governance Policies	<p>PLDT's Corporate Governance Policies http://pldt.com/corporate-governance-in-pldt/policies-processes-and-practices</p>
Dividend Policy and Declaration of Dividends (Disclosures to PSE, SEC, US SEC, and NYSE)	<p>PLDT's Dividend Policy and Declaration of Dividends http://www.pldt.com/investor-relations/shareholder-information/dividend-info</p>
Executive Compensation Committee	<p>PLDT's Executive Compensation Committee Charter</p>

Charter (ECC Charter)	http://www.pldt.com.ph/about/management/Documents/Executive%20Compensation%20Committee%20Charter.pdf
Expanded Whistleblowing Policy (Whistleblowing Policy)	PLDT's Expanded Whistle Blowing (EWB) Policy http://pldt.com/corporate-governance-in-pldt/resources-for-personnel
Governance and Nomination Committee Charter (GNC Charter)	PLDT's Governance and Nomination Committee Charter http://www.pldt.com.ph/about/management/Documents/Governance%20and%20Nomination%20Committee%20Charter.pdf
Guidelines on the Proper Handling of Related Party Transactions (RPT Guidelines)	PLDT's Guidelines on the Proper Handling of Related Party Transactions http://pldt.com/corporate-governance-in-pldt/policies-processes-and-practices
Guidelines on the Search, Screening and Selection of Directors	PLDT's Guidelines on the Search, Screening and Selection of Directors http://pldt.com/docs/default-source/compliance/corporate-governance-materials/acgs/guidelines-on-the-search-screening-and-selection-of-directors-.pdf?sfvrsn=0
Letter of the President to ADR holders	Letter of the President to ADR holders http://www.pldt.com/docs/default-source/annual-meeting-of-stockholders/2013/letter-adr-holders_jpm_final_04-26.pdf?sfvrsn=0
Letter of the President to OTC holders	Letter of the President to OTC holders http://www.pldt.com/docs/default-source/annual-meeting-of-stockholders/2013/letter_otc-holders_morrow_final_04-26.pdf?sfvrsn=0
Manual on Corporate Governance (PLDT CG Manual)	PLDT's Manual on Corporate Governance http://pldt.com/docs/default-source/corporate-governance-files/CG-Manual-/pldt-manual-on-corporate-governance-.pdf?sfvrsn=0
Policy on Gifts, Entertainment and Sponsored Travel (Gifts Policy)	PLDT's Policy on Gifts, Entertainment and Sponsored Travel http://pldt.com/corporate-governance-in-pldt/policies-processes-and-practices
Proxy Form	PLDT's Proxy Form for the 2014 Annual Stockholders' Meeting http://pldt.com/investor-relations/shareholder-information/latest-shareholders'-news
Statements of Changes in Ownership of Shares	Accessible through the PSE and the PLDT websites at: http://edge.pse.com.ph/ (>Listed Company Directory>Philippine Long Distance Telephone Company>TEL>Corporate Disclosures) http://pldt.com/investor-relations/shareholder-information/beneficial-ownership
Supplier/Contractor Relations Policy (Supplier Relations Policy)	PLDT's Supplier/Contractor Relations Policy http://pldt.com/corporate-governance-in-pldt/policies-processes-and-practices
Technology Strategy Committee Charter (TSC Charter)	PLDT's Technology Strategy Committee Charter http://www.pldt.com.ph/about/management/Documents/Technology%20Strategy%20Committee%20Charter.pdf

ACGR Item A.4: "Other Executive, Non-Executive and Independent Directors"

Define and clarify the roles, accountabilities and deliverables of the Executive, Non-Executive and Independent Directors:List of Accountabilities/Deliverables of Executive, Non-Executive and Independent Directors

1. Consistent with a director's three-fold duty of obedience, diligence and loyalty to the corporation he serves, a director shall:
 - act within the scope of power and authority of the Company and the Board as prescribed in the *Articles of Incorporation, By-Laws*, and legislative franchise of the Company and in existing laws, rules and regulations;
 - exercise his best care, skill, judgment and observe utmost good faith in the conduct and management of the business and affairs of the Company; and
 - act in the best interest of the Company and for the common benefit of the Company's stockholders and other stakeholders.
2. Act in a manner characterized by transparency, accountability and fairness.
3. Conduct business transactions with the Company fairly, ensuring that personal interests do not affect his independent judgment and the Board's decisions.
4. Exemplify the Company's Code of Business Conduct and Ethics, not only complying with the letter and spirit thereof but modeling the standards of behavior set forth therein.
5. Understand the mission, vision and values of the Company.
6. Devote time and attention necessary to properly discharge his fiduciary duties and responsibilities.
7. Act judiciously on matters brought before the Board, thoroughly evaluating the issues involved before making any decision.
8. Exercise independent Judgment.
9. Have a working knowledge of and comply with the statutory and regulatory requirements affecting the Company and its operations, including the provisions of the *Articles of Incorporation, By-Laws* and legislative franchise, the requirements of the Philippine SEC and other regulatory agencies having jurisdiction over the Company, where applicable.
10. Observe confidentiality of non-public information acquired by reason of his position as a director and do not trade or deal in the Company's shares based on such information.
11. Fully disclose his ownership (record and beneficial) of Company shares and any changes thereto in accordance with the *Securities Regulation Code* and implementing rules and regulations and the Philippine Stock Exchange disclosure rules.
12. Clearly understand and disclose potential and actual conflicts of interest.
13. Attend all Board meetings, except when prevented by justifiable cause.
14. Ensure that he is prepared for Board/ Board Committee meetings including reading meeting materials in advance.
15. Actively participate in Board/ Board Committee meetings, deliberations and decision- making.
16. Take steps, such as attendance in seminars, reading journals and other materials, to enhance and update my knowledge on corporate governance and enable me to discharge his duties and responsibilities as a director.
17. Be aware of key issues and challenges facing the Company today and in the future.
18. Keep abreast with the key developments in the Company's industry, sector and environment.
19. Aware of the qualifications and grounds for disqualification including suspension of a director and refrain from committing acts that would result in his disqualification or suspension.
20. Limit the number of directorships in other corporations to a level that will not compromise my capacity to serve and diligently perform my duties as a director of the Company.
21. Have adequate understanding of the Company's internal control environment and risk assessment and management program.

Provide the company's definition of "independence" and describe the company's compliance to the definition.

"Independent Director" means a person who is independent of Management and who, apart from his fees and shareholdings, is free from any business or other relationship with the Company which could, or could reasonably be perceived to, materially interfere with his exercise of independent judgment in carrying out his responsibilities as a director of the Company and includes, among other persons, one who:

- (i) is not a director or officer of the Company or any of its related companies or any of its substantial shareholders (other than as an Independent Director of any of the foregoing);

- (ii) was not a director (other than an Independent Director) of the Company who resigned or whose term ended within the last two (2) years;
- (iii) was not the chairman emeritus or an ex-officio director/officer or a member of the advisory board of the Company or otherwise appointed in a capacity to assist the Board of the Company in the performance of its duties and responsibilities within the last one (1) year;
- (iv) does not own more than two percent (2%) of the shares of stock of the Company or any of its related companies or any of its substantial shareholders;
- (v) is not a relative of any director, officer or substantial shareholder of the Company or any of its related companies or any of its substantial shareholders. For this purpose, "relatives" includes spouse, parent, child, brother, sister, and the spouse of such child, brother or sister;
- (vi) is not acting as a nominee or representative of any director or substantial shareholder of the Company or any of its related companies or any of its substantial shareholders, pursuant to a deed of trust or under any contract or arrangement;
- (vii) has not been employed in any executive capacity by the Company or any of its related companies or any of its substantial shareholders within the last five (5) years;
- (viii) is not retained, or within the last five (5) years, has not been retained, as a professional adviser by the Company or any of its related companies or any of its substantial shareholders, either personally or through his firm;
- (ix) has not engaged and does not engage in any transaction with the Company or any of its related companies or any of its substantial shareholders, whether by himself or with other persons or through a firm of which he is a partner or a company of which he is a director or substantial shareholder, other than transactions which are conducted at arm's length and are immaterial;
- (x) is not employed as an officer or executive of another entity where any of the Company's officers or executives serves on that entity's Compensation Committee;
- (xi) is not affiliated with or employed, or within the last five (5) years, has not been affiliated with or employed, by the Company's present or former external auditors or their affiliates; or
- (xii) is not a securities broker-dealer or a person holding any office of trust and responsibility in a broker-dealer firm which includes, among others, a director, officer, principal stockholder, nominee of the firm to the Exchange, associated person or salesman, and an authorized clerk of the broker or dealer.

When used in relation to a company, "related company" means another company which is: (a) its holding company, (b) its subsidiary, or (c) a subsidiary of its holding company; and "substantial shareholder" means any person who is directly or indirectly the beneficial owner of more than ten percent (10%) of any class of its equity security.

To qualify for nomination as an Independent Director, a person must possess all of the qualifications and have none of the disqualifications for directorship in the Company as set forth in Annexes B and C of the *PLDT CG Manual*, respectively, and must meet the independence criteria enumerated above and such other criteria provided under applicable law or regulation or determined by the Board of Directors or the Governance and Nomination Committee.

An incumbent Independent Director shall be disqualified from continuing to be such during the remainder of his tenure if, upon determination by the Board or the Governance and Nomination Committee: (a) he ceases to meet any of the independence criteria provided above, or (b) he becomes disqualified from directorship based on any of the grounds for disqualification in accordance with Annex C of the *PLDT CG Manual*.

Added Restrictions:

- i. An independent director can only be elected as an independent director of only five (5) companies in a conglomerate, including the Company;
- ii. An independent director may serve as such for five (5) consecutive years, provided that, service for at least six (6) months shall be equivalent to one (1) year regardless of the manner by which the independent director position was relinquished or terminated;
- iii. After an independent director has served for five (5) consecutive years, he shall be ineligible for election as such in the Company unless said independent director has undergone a cooling-off period of two (2) years, provided, that during such period, the independent director has not engaged in any activity that, under applicable rules and regulations, disqualifies a person from being elected as an independent director in the Company;
- iv. After an independent director has served for ten (10) years, subject to sub-paragraph (iii) above, the independent director shall be perpetually barred from being elected as such in the Company, without prejudice to being elected as an independent director in other companies outside of the conglomerate, where applicable, subject to sub-paragraphs (i) to (iii) above.

(b) Selection/Appointment, Re-election, Disqualification, Removal, Reinstatement and Suspension

Describe the procedures for the selection/appointment, re-election, disqualification, removal, reinstatement and suspension of the members of the Board of Directors. Provide details of the processes adopted (including the frequency of election) and the criteria employed in each procedure:

a. Selection/Appointment

(i) Executive Directors

Process Adopted

1. All nominations for election of directors by stockholders shall be submitted in writing to the Board of Directors through the Chairman of the Board and the Secretary at the Company's principal place of business at least 60 working days before the regular or special meeting of stockholders for the purpose of electing directors.
2. All nominations for appointment of a director by the Board of Directors to fill a vacancy in the Board of Directors for any cause or reason whatsoever, other than by removal by the stockholders or by the expiration of term of office, shall be submitted in writing to the Board of Directors through the Chairman of the Board and the Secretary at the Company's principal place of business at least 30 working days before the meeting of the Board of Directors for the aforesaid purpose.
3. The Governance and Nomination Committee (GNC) shall then pre-screen and shortlist candidates nominated to become a member of the Board in accordance with the qualifications and disqualifications set forth in the *By-Laws*, *PLDT CG Manual* and *GNC Charter* and such other factors which the Committee may deem appropriate such as judgment, skill, experience with other business organizations of a size comparable to that of the Company, the interplay of a candidate's experience with the experience of other Directors, and possible conflict of interest. Thereafter, the GNC will determine, identify and prepare a final list of the qualified Director and Independent Director nominees and recommend that the Board approve such final list and recommend to stockholders the qualified nominees included in the final list for election in the annual meeting of stockholders. In case a vacancy in the Board other than by removal of a Director or expiration of the term of office of a Director occurs, determine and identify the qualified director/ Independent Director nominee and recommend that the Board elect such qualified nominee to fill the vacancy.

Criteria

1. Must own at least one (1) share of stock of the Company standing in his name on the books of the Company
2. Must have a college education or equivalent academic degree
3. Must be at least 21 years old
4. Must possess integrity and probity
5. Must have a practical understanding of the business of the Company or previous business experience
6. Must have attended a seminar on corporate governance conducted by a duly recognized private or government entity or must have issued an undertaking to attend such a seminar as soon as practicable.

The GNC may consider and recommend to the Board other qualifications which are now or may hereafter be provided in the relevant existing laws or any amendments thereto or new laws applicable to the company, including, but not limited to, membership in good standing in relevant industry, business or professional organization.

c. Permanent Disqualification

(i) Executive Directors

Criteria

1. Any person convicted or adjudged guilty of any of the offenses or crimes specified below in a final, non-appealable judgment, decree or order issued by a judicial or an administrative body having competent jurisdiction or the Commission:
 - (a) an offense involving moral turpitude, fraud, embezzlement, theft, estafa, counterfeiting, misappropriation, forgery, bribery, false affirmation, perjury or other fraudulent acts;
 - (b) any crime that (i) involves the purchase or sale of securities, as defined in the *Securities Regulation Code*; (ii) arises out of the person's conduct as an underwriter, broker, dealer, investment adviser, principal distributor, mutual fund dealer, futures commission merchant, commodity trading advisor, or floor broker; or (iii) arises out of his fiduciary relationship with a bank, quasi-bank, trust company, investment house or as an affiliated person of any of them; or
 - (c) having willfully violated, or willfully aided, abetted, counseled, induced or procured the violation of, any provision of the *SRC*, *Corporation Code*, or any other law administered by the Commission or the *Bangko Sentral ng Pilipinas ("BSP")*, or any rule, regulation or order of the Commission or BSP;
2. Any person who, by reason of misconduct, after hearing, is permanently enjoined by a final judgment or order of the

Commission or any court or administrative body of competent jurisdiction from: (a) acting as an underwriter, broker, dealer, investment adviser, principal distributor, mutual fund dealer, futures commission merchant, commodity trading advisor, or floor broker; (b) acting as director or officer of a bank, quasi-bank, trust company, investment house, or investment company; (c) engaging in or continuing any conduct or practice in any of the capacities mentioned in subparagraphs (a) and (b) above.

The disqualification shall also apply if such person: (a) is currently the subject of an order of the Commission or any court or administrative body denying, revoking or suspending any registration, license or permit issued to him under the *Corporation Code*, Securities Regulation Code or any other law administered by the Commission or BSP, or under any rule or regulation issued by the Commission or BSP; or (b) has otherwise been restrained to engage in any activity involving securities and banking; or (c) is currently the subject of an effective order of a self-regulatory organization suspending or expelling him from membership, participation or association with a member or participant of the said organization;

3. Any person found guilty by final judgment or order of a foreign court or equivalent securities or banking regulatory authority of acts, violations or misconduct similar to any of the acts, violations or misconduct enumerated in Sections 1 and 2 above;
4. Any person convicted by final judgment of an offense punishable by imprisonment for more than six (6) years, or a violation of the *Corporation Code* committed within five (5) years prior to the date of his election or appointment;
5. Any person judicially declared as insolvent;
6. Any employee, officer, manager, director or controlling person or the owner (either of record or beneficially) of ten percent (10%) or more of any outstanding class of shares of any corporation (other than one in which the Company owns at least thirty percent (30%) of the capital stock) or entity engaged in a business that the Board, by at least a majority vote, determines to be competitive or antagonistic to that of the Company or any of its subsidiaries;
7. Any employee, officer, manager, director or controlling person or the owner (either of record or beneficially) of ten percent (10%) or more of any outstanding class of shares of any corporation or entity engaged in any line of business of the Company or any of its subsidiaries, when in the judgment of the Board, by at least a majority vote, the laws against combinations and restraint of trade shall be violated by such person's membership in the Board; and
8. Any nominee, as determined by the Board, in the exercise of its judgment in good faith and by at least a majority vote, of any person set forth in Item 6 and 7 above.

d. Temporary Disqualification

(i) Executive Directors

Procedure/Process Adopted

1. The GNC may consider and recommend to the Board temporary disqualification of a Director based on the grounds specified in PLDT's *By-Laws* and *PLDT CG Manual*.
2. Any temporary disqualification of a Director recommended by the GNC to be valid and effective must be approved by the Board and comply with the requirements of applicable laws, rules and regulations.
3. A temporarily disqualified Director shall, within the period prescribed by the Board, which shall not be less than sixty (60) business days from such disqualification, take the appropriate action to remedy or correct the disqualification. If he fails or refuses to do so for unjustified reasons, the disqualification shall become permanent.

The GNC may consider and recommend to the Board other grounds for disqualification which are now or may hereafter be provided in the relevant existing laws or any amendments thereto or new laws applicable to the Company.

Criteria

1. Refusal to comply with the disclosure requirements of the Securities Regulation Code and its Implementing Rules and Regulations, which disqualification shall be in effect as long as said refusal persists;
2. Absence in more than fifty percent (50%) of all Board meetings, both regular and special, during his incumbency or any twelve (12) month period during said incumbency, unless the absence is due to justifiable causes such as illness, death of an immediate family member or serious accident. This disqualification applies for purposes of the succeeding election;
3. Dismissal or termination for cause as director of any corporation covered by the SEC's Revised Code of Corporate Governance. This disqualification shall be in effect until he has cleared himself of any involvement in the cause that gave rise to his dismissal or termination;
4. Being under preventive suspension by the Company (in the case of an Executive Director); and
5. If any of the judgments or orders cited in the grounds for permanent disqualification has not yet become final.

e. Removal

(i) Executive Directors

Procedure/Process Adopted

PLDT follows the procedure set forth under Sec. 28 of the *Corporation Code*, i.e., any director of the company may be removed from office by a vote of the stockholders holding or representing at least two-thirds (2/3) of the outstanding capital stock. Provided, That such removal shall take place either at a regular meeting of the company or at a special meeting called for the purpose, and in either case, after previous notice to stockholders of the company of the intention to propose such removal at the meeting. A special meeting of the stockholders of the company for the purpose of removal of directors, or any of them, must be called by the secretary on order of the president or on the written demand of the stockholders representing or holding at least a majority of the outstanding capital stock. Should the secretary fail or refuse to call the special meeting upon such demand or fail or refuse to give the notice, or if there is no secretary, the call for the meeting may be addressed directly to the stockholders by any stockholder of the company signing the demand. Notice of the time and place of such meeting, as well as of the intention to propose such removal, must be given by publication or by written notice prescribed in the *Corporation Code*. Removal may be with or without cause; Provided, That removal without cause may not be used to deprive minority stockholders of the right of representation to which they may be entitled under Section 24 of the *Corporation Code*.

ACGR Item B.5: "Family, Commercial and Contractual Relations"

(c) Indicate any shareholder agreements that may impact on the control, ownership and strategic direction of the company:

Brief Description of the Transaction between First Pacific and Certain Affiliates (the FP parties), NTT Communications and NTT DOCOMO

Cooperation Agreement with First Pacific and certain affiliates, or the FP Parties, NTT Communications and NTT DOCOMO

In connection with the transfer by NTT Communications of approximately 12.6 million shares of PLDT's common stock to NTT DOCOMO pursuant to a Stock Sale and Purchase Agreement dated January 31, 2006 between NTT Communications and NTT DOCOMO, the FP Parties, NTT Communications and NTT DOCOMO entered into a Cooperation Agreement, dated January 31, 2006.

Under the Cooperation Agreement, the relevant parties extended certain rights of NTT Communications under the Stock Purchase and Strategic Investment Agreement dated September 28, 1999, as amended, and the Shareholders Agreement dated March 24, 2000, to NTT DOCOMO, including:

- certain contractual veto rights over a number of major decisions or transactions; and
- rights relating to the representation on the Board of Directors of PLDT and Smart, respectively, and any committees thereof.

Moreover, key provisions of the Cooperation Agreement pertain to, among other things:

- *Restriction on Ownership of Shares of PLDT by NTT Communications and NTT DOCOMO.* Each of NTT Communications and NTT DOCOMO has agreed not to beneficially own, directly or indirectly, in the aggregate with their respective subsidiaries and affiliates, more than 21% of the issued and outstanding shares of PLDT's common stock. If such event does occur, the FP Parties, as long as they own in the aggregate not less than 21% of the issued and outstanding shares of PLDT's common stock, have the right to terminate their respective rights and obligations under the Cooperation Agreement, the Shareholders Agreement and the Stock Purchase and Strategic Investment Agreement.

- *Limitation on Competition.* NTT Communications, NTT DOCOMO and their respective

subsidiaries are prohibited from investing in excess of certain thresholds in businesses competing with PLDT in respect of customers principally located in the Philippines and from using their assets in the Philippines in such businesses. Moreover, if PLDT, Smart or any of Smart's subsidiaries intend to enter into any contractual arrangement relating to certain competing businesses, PLDT is required to provide, or to use reasonable efforts to procure that Smart or any of Smart's subsidiaries provide, NTT Communications and NTT DOCOMO with the same opportunity to enter into such agreement with PLDT or Smart or any of Smart's subsidiaries, as the case may be.

Business Cooperation. PLDT and NTT DOCOMO agreed in principle to collaborate with each other on the business development, roll-out and use of a wireless-code division multiple access mobile communication network. In addition, PLDT agreed, to the extent of the power conferred by its direct or indirect shareholding in Smart, to procure that Smart will: (i) become a member of a strategic alliance group for international roaming and corporate sales and services; and (ii) enter into a business relationship concerning preferred roaming and inter-operator tariff discounts with NTT DOCOMO.

- *Additional Rights of NTT DOCOMO.* Pursuant to amendments effected by the Cooperation Agreement to the Stock Purchase and Strategic Investment Agreement and the Shareholders Agreement, upon NTT Communications and NTT DOCOMO and their respective subsidiaries owning in the aggregate 20% or more of PLDT's shares of common stock and for as long as they continue to own in the aggregate at least 17.5% of PLDT's shares of common stock then outstanding, NTT DOCOMO has additional rights under the Stock Purchase and Strategic Investment Agreement and Shareholders Agreement, including that:

1. NTT DOCOMO is entitled to nominate one additional NTT DOCOMO nominee to the Board of Directors of each PLDT and Smart;
2. PLDT must consult NTT DOCOMO no later than 30 days prior to the first submission to the board of PLDT or certain of its committees of any proposal of investment in an entity that would primarily engage in a business that would be in direct competition or substantially the same business opportunities, customer base, products or services with business carried on by NTT DOCOMO, or which NTT DOCOMO has announced publicly an intention to carry on;
3. PLDT must procure that Smart does not cease to carry on its business, dispose of all of its assets, issue common shares, merge or consolidate, or effect winding up or liquidation without PLDT first consulting with NTT DOCOMO no later than 30 days prior to the first submission to the board of PLDT or Smart, or certain of its committees; and
4. PLDT must first consult with NTT DOCOMO no later than 30 days prior to the first submission to the board of PLDT or certain of its committees for the approval of any transfer by any member of the PLDT Group of Smart common capital stock to any person who is not a member of the PLDT Group.

NTT Communications and NTT DOCOMO together beneficially owned approximately 20% of PLDT's outstanding common stock as at December 31, 2012 and 2011.

Change in Control. Each of NTT Communications, NTT DOCOMO and the FP Parties agreed that to the extent permissible under applicable laws and regulations of the Philippines and other jurisdictions, subject to certain conditions, to cast its vote as a shareholder in support of any resolution proposed by the Board of Directors of PLDT for the purpose of safeguarding PLDT from any

Hostile Transferee. A “*Hostile Transferee*” is defined under the Cooperation Agreement to mean any person (other than NTT Communications, NTT DOCOMO, First Pacific or any of their respective affiliates) determined to be so by the PLDT Board of Directors and includes, without limitation, a person who announces an intention to acquire, seeking to acquire or acquires 30% or more of PLDT common shares then issued and outstanding from time to time or having (by itself or together with itself) acquired 30% or more of the PLDT common shares who announces an intention to acquire, seeking to acquire or acquires a further 2% of such PLDT common shares: (a) at a price per share which is less than the fair market value as determined by the Board of Directors of PLDT, as advised by a professional financial advisor; (b) which is subject to conditions which are subjective or which could not be reasonably satisfied; (c) without making an offer for all PLDT common shares not held by it and/or its affiliates and/or persons who, pursuant to an agreement or understanding (whether formal or informal), actively cooperate to obtain or consolidate control over PLDT; (d) whose offer for the PLDT common shares is unlikely to succeed; or (e) whose intention is otherwise not *bona fide*; provided that, no person will be deemed a Hostile Transferee unless prior to making such determination, the Board of Directors of PLDT has used reasonable efforts to discuss with NTT Communications and NTT DOCOMO in good faith whether such person should be considered a Hostile Transferee.

- *Termination.* If NTT Communications, NTT DOCOMO or their respective subsidiaries cease to own, in the aggregate, full legal and beneficial title to at least 10% of the shares of PLDT’s common stock then issued and outstanding, their respective rights and obligations under the Cooperation Agreement and the Shareholders Agreement will terminate and the Strategic Arrangements (as defined in the Stock Purchase and Strategic Investment Agreement) will terminate. If the FP Parties and their respective subsidiaries cease to have, directly or indirectly, effective voting power in respect of shares of PLDT’s common stock representing at least 18.5% of the shares of PLDT’s common stock then issued and outstanding, their respective rights and obligations under the Cooperation Agreement, the Stock Purchase and Strategic Investment Agreement, and the Shareholders Agreement will terminate.

6) Alternative Dispute Resolution

Describe the alternative dispute resolution system adopted by the company for the last three (3) years in amicably settling conflicts or differences between the corporation and its stockholders, and the corporation and third parties, including regulatory authorities.

Corporation & Stockholders (Alternative Dispute Resolution System)

1. The Board should promote stockholders' rights and facilitate the exercise thereof. Stockholders may seek redress for violation of their rights as such in accordance with applicable laws.
2. The Board should be transparent and fair in the conduct of the annual and special stockholders' meetings of the Company. Stockholders should be encouraged to personally attend such meetings and they should be apprised ahead of time of their right to appoint a proxy in case they could not personally attend such meetings. The exercise of that right should not be unduly restricted and any doubt about the validity of a proxy should be resolved in the stockholder's favor, subject to the requirements of applicable laws, regulations and the *By-Laws*.
3. The Board should take the appropriate steps to remove excessive or unnecessary costs and other administrative impediments to stockholders' participation in meetings, whether in person or by proxy. Relevant and timely information should be made available to the stockholders to enable them to make a sound judgment on all matters brought to their attention for consideration or approval.

Stockholders who have matters for discussion or concerns directly relating to the business of the Company may initially elevate such matters or concerns to: (a) the Corporate Secretary; (b) the Investor Relations Officer; (c) Management; or (d) the Board.

Corporation & Third Parties/ Corporation & Regulatory Authorities (Alternative Dispute Resolution System)

The Company complies with, abides and is guided by the policy set forth in Republic Act No. 9285, otherwise known as the "Alternative Dispute Resolution Act of 2004", in handling conflicts or differences between the Company and its stockholders as well as third parties in that:

1. The Company promotes party autonomy in the resolution of disputes or the freedom of the parties to make its own arrangements, together with the counter-party, to resolve their disputes.
2. The Company shall encourage and actively promote the use of Alternative Dispute Resolution (ADR) as an important means to achieve speedy and impartial justice and declog court dockets.
3. The Company shall provide means for the use of ADR as an efficient tool and an alternative procedure for the resolution of appropriate cases.
4. The Company shall consider and explore with the other party or parties involved mutually acceptable alternative means or procedures for resolving such dispute that are provided by law prior to resorting to court action, to the extent that such is feasible and will not prejudice the rights and interests of the Company.

Audit Committee ("Committee"): Functions, Key Responsibilities and Powers

The primary purpose of the Committee is to assist the Board in fulfilling its oversight responsibilities for:

1. the integrity of the Company's accounting and financial reporting principles and policies, and system of internal controls, including the integrity of the Company's financial statements and the independent audit thereof;
2. the Company's compliance with legal and regulatory requirements;
3. the Company's assessment and management of enterprise risks including credit, market, liquidity, operational and legal risks; and
4. the Company's audit process and the performance of the Company's internal audit organization and External Auditor, including the External Auditor's qualifications and independence.

The primary responsibility of the Committee is oversight. Management is responsible for the integrity of the Company's financial statements and disclosures and for maintaining effective internal controls. The External Auditor is responsible for the proper audit and review of the Company's financial statements as may be required prior to the filing thereof with various stock exchanges and government entities. In fulfilling their responsibilities hereunder, it is recognized that Members are not full-time employees of the Company and are not, and do not represent themselves to be, accountants or auditors by profession or experts in the fields of accounting or auditing. As such, as it is not the duty or responsibility of the Committee or its Members to conduct "field work" or other types of auditing or accounting reviews or procedures and each Member will be relying in part on the expertise of Management and the External Auditor. Each Member shall be entitled to rely on:

- the integrity of those persons and organizations within and outside the Company that it receives information from;
- the accuracy of the financial and other information provided to the Committee by such persons or organizations absent actual knowledge to the contrary (which shall be promptly reported to the Board); and
- the representations made by Management as to any information technology, internal audit and other non-audit services provided by the External Auditor to the Company.

The External Auditor shall report directly to the Committee. The Committee has the direct responsibility for the appointment, setting of compensation, retention, removal and oversight of the work of the External Auditor.

Duties and Powers

To carry out its purposes, the Committee shall have the following duties and powers:

1. With respect to the External Auditor:
 - 1.1 review and evaluate the qualifications, performance and independence of the External Auditor and its lead audit partner primarily responsible for the audit of the Company's financial accounts;
 - 1.2 select and appoint the External Auditor and remove or replace the External Auditor as the Committee may deem necessary or appropriate;
 - 1.3 review and approve in consultation with the Internal Audit Head/Chief Audit Officer and the head of the finance organization, all audit and non-audit services to be performed by the External Auditor and all fees to be paid to the External Auditor for such services; and ensure that non-audit services, if allowed or approved, are disclosed in the Company's annual report;
 - 1.4 periodically review fees for non-audit services paid to the External Auditor in relation to their significance to the total annual income of the External Auditor and to the Company's overall consultancy expenses, and disallow any non-audit services that will conflict with the External Auditor's duties to the Company as such or may pose a threat to its independence;
 - 1.5 ensure that the External Auditor prepares and delivers annually a formal written statement delineating all relationships between the External Auditor and the Company (Statement as to Independence) as required by the prevailing applicable Independence Standards, and discuss with the External Auditor and evaluate any relationships or services disclosed in such Statement that may impact the objectivity, independence or quality of services of the External Auditor and take appropriate action in response to such Statement to satisfy itself of the External Auditor's independence;
 - 1.6 review, based upon the External Auditor's formal written statement (Auditors' Statement) submitted at least annually, the External Auditor's internal quality-control procedures; any material issues raised by the most recent internal quality-control review or peer review of the External Auditor, or by any inquiry or investigation by governmental or professional authorities within the preceding five (5) years, regarding one or more independent audits carried out by the External Auditor; and any steps taken to deal with any such issues; and
 - 1.7 ensure that the External Auditor, or its lead audit partner primarily responsible for the audit or review of the Company's financial accounts is rotated at least once every five (5) years or such shorter or longer period provided under applicable laws and regulations.

2. With respect to internal audit:
 - 2.1 review the appointment, removal and replacement of the Internal Audit Head/Chief Audit Officer who shall functionally report directly to the Committee, and ensure that the internal audit organization shall be free from interference by outside parties in the performance of its work;
 - 2.2 advise the Internal Audit Head/Chief Audit Officer that he is expected to provide to the Committee summaries of and, as appropriate, significant reports to Management prepared by the Internal Audit Head/Chief Audit Officer and Management's responses thereto;
 - 2.3 review and approve the audit plan (which shall include the audit scope, resources and budget necessary to implement it) of the internal audit organization, and ensure that internal audit examinations cover at least the evaluation of adequacy and effectiveness of controls encompassing the Company's governance, operations, information systems, including the reliability and integrity of financial and operational information, effectiveness and efficiency of operations, safeguarding of assets and compliance with laws, rules and regulations;
 - 2.4 require the Internal Audit Head/Chief Audit Officer to render to the Committee an annual report on the internal audit organization's activities, purposes, and authorities, responsibilities and performance relative to the audit plans and strategies approved by the Committee. Such annual report shall include significant risk exposures and control issues, corporate governance issues and other matters requested by the Committee or the Board;
 - 2.5 require a statement from the Internal Audit Head/Chief Audit Officer that the activities of the internal audit organization are conducted in accordance with the International Standards for the Professional Practice of Internal Auditing; if otherwise, a disclosure that the internal audit organization has not yet fully achieved compliance with the International Standards for the Professional Practice of Internal Auditing; and
 - 2.6 conduct an annual review and, if deemed appropriate, cause an update, of the Company's Internal Audit Charter.
3. With respect to financial reporting principles and policies and system of internal controls:
 - 3.1 advise Management and the External Auditor that they are expected to provide to the Committee a timely analysis of significant/critical financial reporting issues and practices;
 - 3.2 obtain and consider any reports or communications (and Management's and/or the Internal Audit Head/Chief Audit Officer's responses thereto) submitted to the Committee by the External Auditor as required by or referred to in the prevailing applicable Auditing Standard, including reports and communications related to:
 - 3.2.1 the External Auditor's responsibility under generally accepted auditing standards;
 - 3.2.2 the External Auditor's responsibility for other information in documents containing audited financial statements;
 - 3.2.3 consideration of fraud in a financial statement audit;
 - 3.2.4 detection of fraud and illegal acts, whether or not material, that involve Management or other employees who have a significant role in the Company's internal controls, and that cause a material misstatement of the financial statements;
 - 3.2.5 significant/critical accounting policies and practices and any major issues regarding, or significant changes in, accounting principles or financial statement presentation;
 - 3.2.6 methods of accounting for significant unusual transactions and for controversial or emerging areas for which there is a lack of authoritative guidance;
 - 3.2.7 Management's judgments and accounting estimates;
 - 3.2.8 all alternative treatments of financial information within generally accepted accounting principles that have been discussed by the External Auditor with Management, ramifications of the use of such alternative disclosures and treatments, and the treatment preferred by the External Auditor;
 - 3.2.9 the effect of regulatory and accounting initiatives, as well as off-balance sheet structures, on the financial statements;
 - 3.2.10 the External Auditor's judgments about the quality of the Company's accounting principles;
 - 3.2.11 significant deficiencies and material weaknesses noted in the audit in the design or operation of internal controls;
 - 3.2.12 adjustments arising from the audit;
 - 3.2.13 any material written communication between the External Auditor and Management such as any management letter or schedule of unadjusted differences;
 - 3.2.14 any significant disagreements with Management;
 - 3.2.15 major issues discussed with Management in connection with initial or recurring retention;
 - 3.2.16 consultation by Management with other accountants;

- 3.2.17 any restriction on audit scope and the External Auditor's activities or access to requested information;
- 3.2.18 difficulties encountered with Management while performing the audit; and
- 3.2.19 reviews of interim financial information conducted by the External Auditor as may be required under applicable laws and regulations.
- 1.3 meet with Management, the Internal Audit Head/Chief Audit Officer and/or the External Auditor to:
 - 3.3.1 discuss the scope of the annual audit;
 - 3.3.2 review and discuss the quarterly unaudited financial statements and the annual audited financial statements (including the disclosures under Management's Discussion and Analysis of Financial Condition and Results of Operations) with particular focus on, among other matters: (a) any change(s) in significant/critical accounting policies and practices, and issues related thereto; (b) major Management judgmental areas; (c) going concern assumptions, (d) compliance with applicable accounting standards, and (e) significant adjustments arising from the audit of the full year financial statements.
 - 3.3.3 discuss any earnings press releases, and financial information and earnings guidance provided to analysts and rating agencies; and
 - 3.3.4 discuss any significant changes to the Company's auditing and accounting principles, policies, controls, procedures and practices proposed or contemplated by the External Auditor, the Internal Audit Head/Chief Audit Officer or Management.
- 3.4 obtain from the External Auditor assurance that the audit was conducted in a manner consistent with certain procedures to be followed in any audit of financial statements required under the applicable rules of the relevant stock exchange, securities and exchange commission and other regulatory bodies;
- 3.5 ensure that Management has established and maintains and periodically reviews/evaluates the adequacy and effectiveness of the Company's internal control system;
- 3.6 review on a semi-annual basis (a) internal control, (b) financial reporting, (c) internal audit activities, (d) external audit activities, (e) regulatory, legal and tax matters, (f) reporting responsibilities;
- 3.7 resolve disagreements between Management and the External Auditor regarding financial reporting;
- 3.8 have separate sessions periodically, with Management, with the Internal Audit Head/Chief Audit Officer and with the External Auditor as the Committee may deem necessary to surface issues warranting the attention of the Committee; and
- 3.9 ensure that the External Auditor and the internal audit organization act independently from each other, and that the Company or Management grants the External Auditor and the internal audit organization unrestricted access to all records, properties and personnel to enable the performance of their respective audit functions.
- 4. With respect to enterprise risks:
 - 4.1 review and discuss with Management and the Internal Audit Head/Chief Audit Officer, and/or the External Auditor the policies and processes adopted by Management with respect to risk identification, assessment and management; and
 - 4.2 require Management to provide a report to and discuss with the Committee about the Company's significant or major risk exposures, if any, and the steps taken by Management to monitor or manage such risks.
- 5. With respect to legal and regulatory compliance:
 - 5.1 monitor compliance and adherence by the Company with all applicable laws and regulations pursuant to which the Company conducts its operations and business activities;
 - 5.2 in case of failure by the CEO or the General Counsel to adopt, as necessary, appropriate remedial measures or sanctions with respect to any reported material violation of securities law or breach of fiduciary duty or similar violations by the Company, consider such reported violation and recommend the appropriate sanction therefor; and
 - 5.3 discuss with the Company's General Counsel or Chief Governance Officer/Compliance Officer any significant legal matters that may have a material effect on the financial statements, the Company's compliance policies, including material notices to or inquiries from governmental agencies.
- 6. With respect to reporting and recommendations:
 - 6.1 establish or assess the procedures for the receipt, retention and treatment of complaints received by the Company regarding accounting, internal accounting controls or auditing matters, and the confidential, anonymous submission by employees of the Company of concerns regarding questionable accounting or auditing matters;
 - 6.2 conduct investigations of identified irregularities in the operations of the Company and anomalies on matters relating to finance and of funds disbursement which bear strategic significance to the Company and recommend to the Board the necessary actions to remedy, correct and prevent the repetition of such anomalies;

- 6.3 set clear hiring policies for employees or former employees of the External Auditor;
- 6.4 prepare any report, including any recommendation of the Committee, required by the rules of the Securities and Exchange Commission to be included in the Company's annual proxy / information statement;
- 6.5 review this Charter at least annually and recommend any necessary changes to the Board;
- 6.6 report the Committee's activities to the Board at least once each year and make such recommendations with respect thereto and other matters as the Committee may deem necessary or appropriate; and
- 6.7 prepare and review with the Board an annual performance evaluation of the Committee, which evaluation must compare the performance of the Committee with the requirements of its Charter, set forth the goals and objectives of the Committee for the ensuing year and include any recommendation to the Board on any improvements to this Charter deemed necessary or desirable by the Committee; provided that such report to the Board may take the form of an oral report by the Chairman of the Committee or any other Member designated by the Committee to make such report.

ACGR Item E.1: "Nomination Committee (Governance and Nomination Committee)"

Governance and Nomination Committee ("Committee"): Functions, Key Responsibilities and Powers

The primary purposes of the Committee are to:

1. Oversee the development and implementation of corporate governance principles and policies;
2. Review and evaluate the qualifications of the persons nominated to the Board as well as those nominated to other positions requiring appointment by the Board;
3. Identify persons believed to be qualified to become members of the Board and/or the Board Committees;
4. Assist the Board in making an assessment of the Board's effectiveness in the process of replacing or appointing new members of the Board and/or Board Committees; and
5. Assist the Board in developing and implementing the Board's performance evaluation process.

Duties and Powers

To carry out its purposes, the Committee shall have the following duties and powers:

A. Governance Function

1. Corporate Governance Principles, Structures and Policies
 - 1.1 Assist the Board in ensuring and overseeing the development of appropriate corporate governance, principles, structures and policies for the Company in order to establish and maintain good governance and high ethical standards in the Company;
 - 1.2 Oversee the review and assessment once every two (2) years of the adequacy and effectiveness of the Company's corporate governance principles, structures and policies, including the CG Manual and the Code of Ethics, and ensure their compliance with applicable laws and regulations, and to recommend any desirable changes thereto for approval by the Board; and
 - 1.3 Assist the Board in overseeing the development of corporate governance principles, structures, and policies in the Company's subsidiaries.
2. Compliance and Implementation
 - 2.1 Ensure that the Company establishes and reviews at least once every two (2) years, an implementation mechanism and structure for its CG Manual and the Code of Ethics, and related policies that may be issued pursuant thereto, such as policies on whistle-blowing and non-retaliation for reports of violation;
 - 2.2 Oversee the implementation of the Company's corporate governance principles and policies and the Company's compliance therewith and with applicable laws and regulations on corporate governance;
 - 2.3 Establish the appropriate evaluation system for purposes of monitoring and assessing compliance with the CG Manual and the applicable provisions of the Governance Code by the Company, Board and Management, which evaluation system shall be approved by the Board;
 - 2.4 Assist the Board in the establishment and implementation of an appropriate performance evaluation/self-assessment process for the Board, the individual Board members and the Board Committees;
 - 2.5 Consider, resolve and/or submit its recommendation to the Board on corporate governance issues including, but not limited to, requests for waivers of any of the provisions of the Code of Ethics;
 - 2.6 After proper investigation, notice and hearing, determine and recommend to the Chairman of the Board the appropriate penalty for violations of the CG Manual as may be reported by the Chief Governance Officer, subject to further review and approval by the Board;
 - 2.7 Conduct or delegate to appropriate sub-committees, business units in the Company or independent third parties, as the Committee may deem appropriate, investigations of identified violations of the CG Rules by a Director, the Chief Executive Officer or any other Officer, and recommend to the Board the necessary actions to remedy, correct and prevent the repetition of such infractions;
 - 2.8 Oversee the continuing corporate governance communication and education programs for the Board members and employees of the Company;
 - 2.9 Review the appointment and replacement of the Chief Governance Officer;
 - 2.10 Advise the Chief Governance Officer that he is expected to provide to the Committee summaries of and, as appropriate, the significant reports to Management prepared by the CGO and Management's responses thereto; and
 - 2.11 Recommend to the Board such actions in relation to the Company's corporate governance that are in the best interest of the Company as the Committee shall deem appropriate or as may be otherwise required by governmental or regulatory bodies having jurisdiction.

B. Nomination Function

1. Nomination of Directors and Independent Directors

1.1 Pre-screen and shortlist candidates nominated to become a member of the Board in accordance with the qualifications and disqualifications set forth in Annexes B and C hereof and such other factors which the Committee may deem appropriate such as judgment, skill, experience with other business organizations of a size comparable to that of the Company, the interplay of a candidate's experience with the experience of other Directors, and possible conflict of interest.

(a) In the screening of candidates for directorship, the Committee shall, likewise, determine whether such candidates' directorships in other corporations would affect his capacity to serve and perform his duties as a Director diligently and efficiently. For the purposes of making such a determination and recommending to the Board any limit on the number of directorships in other corporations of a Director, the Committee shall consider the following, among other factors:

(i) the nature of the business of the Company;

(ii) the number of directorships/active memberships and officerships of a Director in other corporations or organizations;

(iii) any possible conflict of interest; and

(iv) the age of the Director.

(b) The Committee shall ensure that the Executive Directors, the Independent Directors, and non-Executive Directors who serve as full-time executives in other corporations shall submit themselves to a low-indicative limit on directorships in other corporations. In any case, the capacity of said directors to serve and perform their duties and responsibilities to the Company diligently and efficiently shall not be compromised.

1.2 Pre-screen the candidates nominated for election as Independent Directors and determine if they are eligible for election as such, taking into consideration the qualifications specified in Annex B hereof, the independence criteria/standards provided in Annex A hereof and such other independence criteria/standards as may be considered and recommended by the Committee and approved by the Board.

1.3 Determine, identify and prepare a final list of the qualified Director and Independent Director nominees and recommend that the Board approve such final list and recommend to stockholders the qualified nominees included in the final list for election in the annual meeting of stockholders.

1.4 In case a vacancy in the Board other than by removal of a Director or expiration of the term of office of a Director occurs, determine and identify the qualified director/Independent Director nominee and recommend that the Board elect such qualified nominee to fill the vacancy.

1.5 Identify and recommend Directors to fill vacancies in any of the Board Committees, taking into consideration the factors set out in the respective Charters of said Committees as well as any other factors it deems appropriate.

2. Related Functions

2.1 Make recommendations to the Board, from time to time, as to changes which the Committee believes desirable to the size of the Board.

2.2 Ensure that the Company shall have at least two (2) Independent Directors or such Independent Directors shall constitute at least twenty percent (20%) of the members of the Board, whichever is lesser, or such minimum number of Independent Directors as may be required by applicable law or regulation.

2.3 Redefine, in consultation with the Board, the roles, duties and responsibilities of the President/Chief Executive Officer, if the Committee believes that such is necessary in order to integrate the dynamic requirements of the business as a going concern and the future plans of the Company, subject at all times to the principles of sound corporate governance.

C. Reporting and Recommendations

1. Report the Committee's activities to the Board of Directors at least once each year and make such recommendations with respect thereto and other matters as the Committee may deem necessary or appropriate.

2. Prepare an annual performance evaluation of the Committee, which evaluation must compare the performance of the Committee with the requirements of its Charter, set forth the goals and objectives of the Committee for the ensuing year and include any recommendation to the Board on any improvements to this Charter deemed necessary or desirable by the Committee; provided that such report to the Board may take the form of an oral report by the Chairman of the Committee or any other Member designated by the Committee to make such report.

ACGR Item E.1: "Remuneration Committee (*Executive Compensation Committee*)"

Executive Compensation Committee ("Committee"): Functions, Key Responsibilities and Powers

The primary purposes of the Committee are to:

1. Provide guidance to and assist the Board in developing a compensation philosophy or policy consistent with the culture, strategy and control environment of the Company;
2. Oversee the development and administration of the Company's executive compensation programs, including long term incentive plans and equity based plans for Officers and Executives; and
3. Assist the Board in the performance evaluation of and succession planning for Officers, including the CEO, and in overseeing the development and implementation of professional development programs for Officers.

Duties and Powers

To carry out its purposes, the Committee shall have the following duties and powers:

I. Compensation Philosophy

- (i) Oversee the formulation and development of a corporate compensation philosophy and strategy consistent with the Company's culture, business strategy and the control environment in which it operates, and recommend approval thereof by the Board of Directors; and
- (ii) Review the effectiveness and appropriateness of the Company's compensation philosophy and strategy and its implementation at least every two (2) years.

II. Compensation Policies and Programs

A. President and CEO

- (i) Review and approve corporate goals and objectives relevant to the compensation of the President and CEO, evaluate the performance of the President and CEO in light of those goals and objectives, and set the compensation level of the President and CEO based on this such evaluation; and
- (ii) In determining the long-term incentive component of the compensation of the President and CEO consider, among other factors, the Company's performance and relative shareholder return, the value of similar incentive awards to chief executive officers at comparable companies and the awards given to the President and CEO in the past years.

B. Other Members of Management and Key Personnel

- (i) Assist in the development of the Company's over-all compensation and retirement policies and programs based on the Board-approved compensation philosophy, including but not limited to the following:
 - (a) The design of the compensation, retention and retirement plans or programs;
 - (b) The range of the compensation or retention packages based on appropriate benchmarks and performance metrics; and
 - (c) A formal and transparent procedure for implementation.
- (ii) Review and recommend to the Board for approval, any long term incentive plans and equity-based plans for Officers, Executives and other key personnel and discharge any responsibilities imposed on the Committee by any of these plans; and
- (iii) Review and recommend to the Board for approval any retention, or severance or similar plans or arrangements applicable to current or former Officers, Executives and other key personnel of the Company and payments proposed to be made pursuant thereto.

C. Directors

- Periodically evaluate and, if the Committee deems appropriate, recommend to the Board adjustments in the amount of per diems taking into consideration the compensation practices of other listed companies of comparable size and the performance of the Company. The Committee may also recommend to and review with the Board any proposal to grant compensation or other forms of remuneration, such as stock options, to Directors, provided that any such proposal shall be subject to stockholders' approval as required by law. The Directors shall not decide on their own compensation, other than per diems.
- Ensure that Directors shall not receive any compensation, as such, except for reasonable per diems, unless such compensation is provided in the *By-Laws* or granted by a vote of the stockholders representing at least a majority of the outstanding capital stock of the Company.

III. Development Programs and Succession Planning

- (i) Cause the development of a form on Full Business Interest Disclosure as part of the pre-employment requirements for all incoming Officers, Executives and other key personnel which, among other requirements, compel all such Officers,

Executives and key personnel to declare all their existing business interests or shareholdings that may directly or indirectly conflict with the performance of their duties. Failure to properly disclose such interests shall be subject to the relevant rules and policies of the Company;

- (ii) Review any existing Human Resources Development or Personnel Handbook, and consider and approve recommendations of the Company's Human Resources Head for strengthening provisions on conflict of interest, salaries and benefits, promotions and career advancement directives and ensuring compliance by personnel concerned with all statutory requirements that must be met as a condition for maintaining their employment or, in the absence of such Personnel Handbook, to cause the development of such, covering the same parameters of governance stated above;
- (iii) Review the general criteria for the employment and promotion of Officers, Executives and key personnel, consider and approve any proposed update to such criteria as well as any training and development plans for such Officers, Executives and key personnel which may be recommended by the Company's Human Resources Head, and keep track of the performance and development of such Officers, Executives and key personnel;
- (iv) Review and, as the Committee may deem necessary, recommend to the Board for approval any amendments to any executive performance evaluation system of the Company; and
- (v) Review potential career paths for selected high-potential Officers, Executives and key personnel of the Company and Management's succession plan as developed or recommended by the President and CEO and/or Human Resources Head.

IV. Reporting and Recommendations

- (i) Cause the preparation of a clear, concise and understandable disclosure of the compensation of the Officers and other key personnel for the previous fiscal year and the ensuing year which are required to be included in the Company's annual report, proxy/information statements and other reports pursuant to the requirements of the Securities Regulation Code and its Implementing Rules and Regulations;
- (ii) Report the Committee's activities to the Board at least once a year and make such recommendation with respect thereto and other matters as the Committee may deem necessary or appropriate; and prepare and present to the Board a summary of the actions taken at each Committee meeting; and
- (iii) Prepare and review with the Board an annual performance evaluation of the Committee, which evaluation must compare the performance of the Committee with the requirements of this Charter, set forth the goals and objectives of the Committee for the ensuing year and include any recommendation to the Board on any improvements to this Charter deemed necessary or desirable by the Committee; provided that such report to the Board may take the form of an oral report by the Chairman of the Committee or any other member of the Committee designated by the Committee to make such report.

ACGR Item F.1: "Other Board Committees (*Technology Strategy Committee*)"

Technology Strategy Committee ("Committee"): Functions, Key Responsibilities and Powers

The primary purposes of the Committee are to assist and enable the Board to:

1. review and approve the strategic vision for the role of technology in the Company's overall business strategy, including the technology strategy and roadmap of the Company;
2. fulfill its oversight responsibilities for the Company's effective execution of its technology-related strategies; and
3. ensure the optimized use and contribution of technology to the Company's business and strategic objectives and growth targets.

The primary responsibility of the Committee is oversight. Management is responsible for defining the Company's technology strategy and roadmap.

Duties and Powers

To carry out its purposes, the Committee shall have the following duties and powers:

1. Review, evaluate and make recommendations to the Board regarding:
 - a. the Company's major technology strategy, competitiveness and position relative to existing, emerging and future trends and opportunities in technologies relevant to the business of the Company; and
 - b. the application of technology in the pursuit of the Company's strategic goals and objectives.
2. Assist and enable the Board to achieve an understanding of the technologies necessary to carry out the Company's strategic growth plans, as well as technology issues, opportunities and risks relevant to the Company's overall business strategy;
3. Review the soundness of and risks associated with the technologies in which the Company has invested or intends to invest, and make the appropriate recommendations to the Board based on such review;
4. Review and make recommendations to the Board relative to the Company's technology budget, proposals for major technology-related acquisitions, transactions, investment levels, partnerships and alliances;
5. Review, report and make recommendations to the Board relative to Management's formulation, execution, and overall performance in achieving technology-related strategic goals and objectives;
6. Oversee the technology strategies of the Company's subsidiaries and their implementation.
7. Recommend to the Board appropriate technology-related training and programs for the Board members;
8. Have unrestricted access to Management, employees and information the Committee considers relevant to its role, purposes and duties;
9. Review this Charter at least once every two (2) years and recommend any necessary changes hereto to the Board;
10. Report the Committee's activities to the Board at least once a year and make such recommendations with respect thereto and other matters as the Committee may deem necessary or appropriate; and
11. Prepare an annual performance evaluation of the Committee, which evaluation must compare the performance of the Committee with the requirements of this Charter, set forth the goals and objectives of the Committee for the ensuing year and include any recommendation to the Board on any improvements to this Charter deemed necessary or desirable by the Committee; provided that such report to the Board may take the form of an oral report by the Chairman of the Committee or any other Member designated by the Committee to make such report.

ACGR Item H.1: "Customers' Welfare"

Activities undertaken by the Company to enhance customer experience:

1. Initiated the Business Office Transformation Program aimed at equipping the business frontliners with the competencies and skills to handle sales functions while, at the same time, providing excellent customer service.
2. Implemented business office (BO) renovations to maintain a common look and feel across all BOs. The highlight of this was the segregation of the payment center from the sales and after sales areas of the BO for customer convenience and overall better customer experience.
3. Entered into partnership with Hong Kong based PCCW Global to undertake a new international fiber optic project, the Asia-Africa-Europe 1 (AA-1) Cable System, which will further increase PLDT's international bandwidth capacity and raise the resiliency of our overseas links as it enhances the quality of data and internet connections for our customers. The 25,000-kilometer undersea cable network system will connect Asia, the Middle East, East Africa, and Europe and enable the delivery of quality service to our customers.
4. PLDT is partnering with SMS Global Technologies (SMSGT), Philipps Healthcare, and Medavis and is set to introduce the new Radiology Information System/Picture Archiving and Communications System (RIS/PACS) solution that combines hardware, software, and network connectivity. This will allow hospitals and specialists to digitally access, archive, and interpret x-ray, CT-scan, ultrasound, and MRI images as a fully managed service offering. The RIS solution fully automates the hospital's radiology processes from imaging to analysis which are sent digitally and without need of film. The PACS solution, as a secondary component, automatically converts existing films into digital copies for archiving and allows radiologists to access the files remotely for prompt and proper interpretation. This solution ultimately redounds to the benefit of patients resulting from quicker, higher-quality results and diagnosis.
5. Launched PLDT Fiber Link Expansion to boost BPO and tourism industries in quake-hit regions starting in Bohol, coinciding with the province's 160th foundation day. Consisting of 328 kilometers of inland and submarine fiber optic cables running from Cebu through Bohol to Cagayan de Oro, PLDT's DFON in Bohol is expected to boost the outsourcing and tourism industries forming part of the pillars of the provincial government's economic development program.
6. PLDT has expanded its Time-Division Duplex-Long Term Evolution (TD-LTE) network to over 400 cell sites at the end of September 2014, providing high-speed internet services to more Filipino homes and further strengthening connections all over the country, especially those in remote towns and provinces. The current total is more than double the 200 TD-LTE sites that had been installed as of April this year in such provinces as Cagayan in Northern Luzon and Davao del Sur in Mindanao. Furthermore, the TD-LTE expansion will expand the reach of the PLDT service in existing sites, such as Cebu, and cover new areas like the province of Bohol and the tourist center of Boracay, Aklan.
7. Outsourced the cashiering function to a third party service provider to de-load the BO staff from handling of payment transactions so they can focus on sales and after-sales activities.
8. The introduction of alternative channels to regular business channels were as follows:
 - a. TxtPress: an SMS based service which allows customers to report their complaints, as well as apply and inquire about their bill.
 - b. InfoTouch: the kiosks at the Business Offices that provide product and billing information to customers to avoid queuing at the BOs.
 - c. Improved interactive voice response system (IVRS) – an enhancement at the Call Center to provide billing information to avoid queuing of customer calls.

ACGR Item H.1: "Environmentally friendly value chain"

Activities undertaken by the Company related to promoting an environmentally friendly value chain:

1. *Balik Bateriya Program* in partnership with Philippine Business for Social Progress (PBSP) and Motolite: PLDT donated used lead-acid batteries (ULAB) for recycling. Hazardous waste from batteries is disposed properly while generating funds through the production of new batteries. For 2014, PLDT remains the program's top donor, turning over almost 1.5 million kilos of ULABs amounting to Php 27 million and with these, was able to provide 54 LRCs, construct roads, drainage systems and other facilities such as multi-purpose centers, and organize tuberculosis prevention programs. PLDT was likewise able to construct 11 new classrooms and repaired 6 classrooms nationwide.
2. *PLDT "TELEpuno" tree-planting project*: In partnership with the Department of Environment and Natural Resources (DENR), PBSP, Multi-Sectoral Watershed Management Council, Inc. and the local governments of Infanta and Real, Quezon, a 5-year tree-planting program which aims to plant 80,000 seedlings in the area has been implemented to regenerate the natural ecology of 80 hectares of Infanta-Real Quezon watershed forest reserve. The project has benefited at least four people's organizations covering 80 farmers.

3. *66K M.V.P. (Movement for Volunteerism and Partnership) Trees environmental greening project:* In time for PLDT Chairman Manuel V. Pangilinan's 66th Birthday, the PLDT 66K M.V.P. Trees environmental greening project aimed at planting 66,000 trees was undertaken. The activity was participated in by MVP Group of Companies which covered the areas of Benguet, Pampanga, Bulacan, Marikina, Iloilo and Cebu.
4. *Cebu Hillylands tree-planting project: PLDT Group employee-volunteers and PBSP community partners have planted more than a million trees in the Cebu Hillylands.*
5. *Earth Day celebration:* An eLakad (ecological Lakad) fun walk was staged in coordination with the local government of Quezon City, the DENR and Earth Day Network Philippines.
6. *River Clean-up and Mangrove Reforestation in Iloilo City:* The project was carried out in partnership with the City of Iloilo.
7. *"Shore it Up: Rescue, Restore, Revive"* environmental awareness program: PLDT supported the Metro Pacific Investments Corp. (MPIC) in this project which covered environmental stewardship talks, tree-planting, coastal and underwater clean-up and artificial reef placement.
8. *The 1st Philippine International River Summit:* PLDT was a co-presentor during the event held in Iloilo City, which drew participants from various countries including Canada, Czech Republic, and Indonesia to discuss ways of saving vital waterways from pollution.
9. *North Luzon Expressway Flowering Program –* PLDT supported Manila North Tollways Corp. (MNTC) for its North Luzon Expressway corporate social responsibility programs, specifically the flowering activity comprising of supplying seeds of yellow bouganvilleas, planting and maintaining the plants for three months.
10. *Sacred Compact of Mutual Recognition with the Higaunen-Talandig-Bukidnen Tribe –* Committed to maintain its stature as an environment-friendly and culture-sensitive entity, PLDT signed a sacred compact of mutual recognition with the Higaunen-Talandig-Bukidnen tribe. The signing formalized efforts to help improve the tribe's ancestral domain. In addition the Company provided the community with computer units to help the residents become more familiar and adept with their computer skills.
11. *Partnership with the Philippine Eagle Foundation* in empowering indigenous communities by providing them opportunities to help conserve the environment, help solve the biodiversity crises and support them in education and livelihood programs.

ACGR Item H.1: "Community interaction"

Activities undertaken by the Company related to community interaction:

Education:

1. PLDT Infoteach Outreach Program: Spearheaded by PLDT Community Relations, the program provides learning opportunities to high school students as well as elementary and high school teachers from across the nation by upgrading their cyber technology skills through internet and basic IT education.
2. Partnership with University of the Philippines Open University (UPOU), Philippine Community eCenter Network (PhilCeCNet): Taking the PLDT Infoteach Outreach Program to greater heights, covering municipalities from Luzon, Visayas and Mindanao, the project employed Intel curricula/modules entitled "Skills for Success" for high school students and Intel Teach: Getting Started Course for the teachers. Qualified teachers-graduates were offered scholarships in UPOU.
3. PLDT myDSL Broadband Quiz Contest: Under the PLDT Infoteach Outreach Program for teachers and students (regional online nationwide and grand finals)
4. PLDT-UPOU Online Teachers Development Program: Provides scholarship grants to qualified graduates of PLDT Infoteach program enabling teachers to enroll in the Diploma in Computer Science program offered online by UPOU as a priority course. Participants can enroll in other courses necessary for their personal growth and development.
5. Teachers Development Program: In partnership with UPOU, the Department of Education (DepEd), and local government units of Quezon province, the program aimed at upgrading the skills and knowledge of Science, Math and Language teachers through enrollment at UPOU. PLDT donated computers to 44 public schools in Quezon province.
6. eLearning Ville Program: This is a multi-sectoral program aimed at making a certain area of the community/town a learning hub through technology with PLDT donating computer units and facilitating provision of internet access for the establishment of a Community eCenter.
7. Philippine Digital Literacy for Women: PLDT, in partnership with UPOU, PhilCeCNet and Intel, provided support in a campaign to train 10,000 grassroots women by providing and mobilizing required resources.
8. *Balik Eskwela* Project: In partnership with DepEd involving beautification campaign for public schools, PLDT donated paints, hand wash facilities and school supplies as well as helped in re-painting, cleaning and gardening of Catmon Elementary School in Malabon and Luyang Elementary School in Carmen, Cebu.
9. *2G Program* – This PLDT program provided scholarships to aspiring teachers with a total of 754 scholars at the end of 2013.
10. *2G's Teacher's Treasure Chest* – This PLDT training program produced 3,439 graduates from 12 classes nationwide in 2013. English proficiency training was also given to 209 teachers in seven provinces, namely Siquijor, Ilocos Norte, Antique, Camarines Sur, Zamboanga del Sur, Negros Oriental and Cavite.
11. *Kariton Klasrum* – PLDT has recently supported the Kariton Klasrum project of Dynamic Teen Company (DTC) headed by CNN Hero Efrén Penaflores for the children who were affected by typhoon Yolanda in Palo, Leyte. The project provides an alternative delivery or mode of learning for the affected children to continue their education while waiting for their classrooms to be built and be back to mainstream education.
12. Donation of school buildings, classrooms and/or learning centers to various barangays.

Health:

1. PLDT medical and dental missions: Provided free medical and dental services for victims of calamities and disasters, impoverished constituents of various municipalities as well as indigenous minority groups.
2. Bloodletting project: "*Dugong PLDT*", in partnership with the Philippine Children's Medical Center (PCMC) and Philippine National Red Cross (PNRC), PLDT employees from various offices donate blood in support of the Department of Health's (DOH) campaign of providing safe blood to those in need.
3. Feeding program: Part of PLDT's efforts of promoting good nutrition among the marginalized families in the communities of Barangay 19, Bacolod.

Arts:

1. *Sining Buhay Para sa Kalikasan*: a collage art-making project using recyclable materials in partnership with Earth Day Network Philippines. A one-day workshop for 85 budding artists from CRIBS Foundation, Persons with Disability – Valenzuela, Las Piñas, Makati, and Quezon City Chapters, and Smokey Mountain's Sandiwaan Learning Center, provided aspiring artists the opportunity to turn trash into one-of-a-kind works of art.
2. *Akapela Open* – A musical creation of OPM advocate and musical genius Ryan Cayabyab and co-presented by PLDT-SMART Foundation and One Meralco Foundation. It is the country's first and only a capella ensemble singing contest.

Livelihood:

1. Donation of old telephone directories: Donation was given to inmates of female dormitories in Camp Karingal, Quezon City and the Inmates Welfare and Development at the Quezon City Jail. Old telephone directories were used as materials in making baskets, decorations and gift items.
2. PLDT *TELEpuno* livelihood component: Now on its 5th year of implementation, the program assists in the rehabilitation of Proclamation 158 Infanta-Real Watershed in the boundaries of Infanta and Real in Quezon province by planting trees in the area. But a collateral effect was an alternative livelihood project for its partner communities within the watershed forest reserve, in cooperation with PBSP. A community livelihood assessment is being conducted in the communities prior to the turnover of the livelihood projects.
 - PLDT constructed a fish nursery and provided 5,500 pangasius fries and juvenile fish to the Samahan ng Magbubukid at Mangingisda sa Barangay Cawayan, a farmer organization that served as a partner in the fish production project.
 - KILOS, a partner-women's organization with 30 members from Barangay Gumian, Infanta, Quezon, was provided with four hi-speed electric sewing machines in support of their Eco-Bag Project. Besides giving alternative income to the members, the project also supports the "No Plastic-Use Policy" of Infanta, Quezon, providing reused and recycled bag materials sold cheaply at the community market.
 - KANLUNGAN, another farmer's organization comprising 80 members based in Barangay Magsaysay, Infanta, Quezon, received training on vermin-compost production at PBSP's Center for Rural Technology and Development (CRTD) with the support of local government employees assigned at the Municipal Environment Natural Resources Office of Infanta, Quezon.

Emergency Response:

1. PLDT rendered relief operations, medical and dental missions, and feeding programs to calamity victims in Luzon, Visayas and Mindanao, including war-torn areas in Zamboanga, earthquake-hit Bohol and provinces damaged by Super Typhoon *Yolanda*. In 2014, PLDT, together with other member-companies of the PLDT Group, partnered with the Office of the Presidential Assistant for Rehabilitation and Recovery (OPARR), the agency tasked to coordinate efforts for the rehabilitation of areas affected by Super Typhoon Yolanda. Under the agreement of the partnership, PLDT Group will provide OPARR with internet, web hosting and cloud services from PLDT, among others.
2. Balik Baterya Program: In partnership with PBSP and Motolite, PLDT donated used lead-acid batteries (ULABs) generated for proper recycling. The Balik Baterya program made possible the proper disposal of hazardous waste from the batteries while generating funds through the production of new automotive and industrial batteries. PLDT uses the generated funds from the *Balik Baterya* program to support its CSR projects such as funding for urban renewal, environment as well educational and health needs of underprivileged communities.
 - PLDT was able to fund and build 23 learning resource centers in the Visayas, benefitting public schools in remote areas of Bohol, Samar, Iloilo and Cebu.
 - In Balungao, Pangasinan, typhoon-damaged classrooms of Mabini and Esmeralda Elementary Schools were repaired.
 - In support of information technology in education, PLDT has established computer laboratories at Barobaybay Academy Mission School in Samar, and at Malabon National High School-Longos Annex in Malabon.
 - The funds were also used in constructing roads, drainage, and alleys for flood-prone areas in Malabon, benefitting a total of 1,000 residents.
 - PLDT held orientation sessions on tuberculosis (TB) awareness and prevention in Pasig City, Caloocan City, Quezon City and Bulacan educating 1,788 individuals and training 127 TB educators.

PLDT ensures that these projects are implemented in coordination with concerned local government units, non-government organizations (NGO) and other stakeholders.

Since the program began in 2006, PLDT has been its biggest contributor. In 2012, PLDT donated 144 tons of ULABs amounting to Php3.12 million. In 2013, PLDT donated a total of 160 tons of batteries amounting to Php40.03 million, which was used for the construction and repair of four classrooms and 28 Learning Resource Centers (LRCs) that were given to 31 public schools.

For 2014, PLDT remains the program's top donor, turning over almost 1.5 million kilos of ULABs amounting to Php 27 million and with these, was able to provide 54 LRCs, construct roads, drainage systems and other facilities such as multi-purpose centers, and organize tuberculosis prevention programs. PLDT was likewise able to construct 11 new classrooms and repaired 6 classrooms nationwide.

3. Donation of personal computers: Old and new computers were donated to various public schools, NGOs, poor communities and municipalities in Luzon, Visayas and Mindanao.
4. Outreaches in rural areas, home for the aged, hospitals and charitable institutions in the entire archipelago.
5. Community sponsorships during big festivals in key cities: Sinulog in Cebu, Dinagyang in Iloilo, Maskarra in Bacolod, Nuestra Señora del Pilar in Zamboanga, Panagbenga in Baguio, Kadayawan in Davao City, Tuna Festival in General Santos City, Peñafrancia Festival in Bicol.
6. Religious events sponsorship, such as donation to the canonization of Blessed Pedro Calungsod.



Building a better
working world

SyCip Gorres Velayo & Co
6760 Ayala Avenue
1226 Makati City
Philippines

Tel: (632) 891 0307
Fax: (632) 819 0872
ey.com/ph

BOA/PRC Reg. No. 0001,
December 28, 2012, valid until December 31, 2015
SEC Accreditation No. 0012-FR-3 (Group A),
November 15, 2012, valid until November 16, 2015

INDEPENDENT AUDITORS' REPORT ON SUPPLEMENTARY SCHEDULES

The Stockholders and the Board of Directors
Philippine Long Distance Telephone Company
Ramon Cojuangco Building
Makati Avenue, Makati City

We have audited in accordance with Philippine Standards on Auditing, the consolidated financial statements of Philippine Long Distance Telephone Company and its subsidiaries as at December 31, 2014 and 2013, and for each of the three years in the period ended December 31, 2014, included in this Form 17 A, and have issued our report thereon dated March 3, 2015. Our audits were made for the purpose of forming an opinion on the basic financial statements taken as a whole. The schedules listed in the Index to the Consolidated Financial Statements and Supplementary Schedules are the responsibility of the Company's management. These schedules are presented for purposes of complying with Securities Regulation Code Rule 68, As Amended (2011), and are not part of the basic financial statements. These schedules have been subjected to the auditing procedures applied in the audit of the basic financial statements and, in our opinion, fairly state, in all material respects, the information required to be set forth therein in relation to the basic financial statements taken as a whole.

SYCIP GORRES VELAYO & CO.

Ramon D. Dizon
Partner
CPA Certificate No. 46047
SEC Accreditation No. 0077-AR-3 (Group A),
February 21, 2013, valid until February 20, 2016
Tax Identification No. 102-085-577
BIR Accreditation No. 08-001998-17-2012,
April 11, 2012, valid until April 10, 2015
PTR No. 4751276, January 5, 2015, Makati City

March 3, 2015



PHILIPPINE LONG DISTANCE TELEPHONE COMPANY AND SUBSIDIARIES
Schedule A. Financial Assets
December 31, 2014

Name of Issuing Entity and Association of Each Issue	Number of Shares	Amount Shown in the Balance Sheet	Valued Based on Market Quotation at Balance Sheet Date	Income Received and Accrued
(In millions)				
Available-for-sale financial investments				
Listed equity securities	various	Php27,955	Php-	Php-
Others	various	131	N/A	-
	-	Php28,086	N/A	Php-

PHILIPPINE LONG DISTANCE TELEPHONE COMPANY AND SUBSIDIARIES

Schedule C. Amounts Receivable from Related Parties which are eliminated during the consolidation of Financial Statements

December 31, 2014

	December 31, 2013	Additions	Collections	December 31, 2014
	(In Millions)			
Digital Telecommunications Phils., Inc.	Php31,466	Php10,204	(Php9,335)	Php32,335
Smart Communications, Inc.	15,824	28,502	(29,019)	15,307
Philcom Corporation	1,568	124	(39)	1,653
Philippine Long Distance Telephone Company	917	11,498	(11,079)	1,336
Digital Mobile Philippines, Inc.	746	706	(1,097)	355
ePLDT, Inc.	381	856	(73)	1,164
PLDT Global Corporation	367	434	(46)	755
Pilipinas Global Network Limited	154	(88)	–	66
SmartBroadband, Inc.	126	813	(679)	260
PGNL (ROHQ) Phils.	105	(100)	–	5
PLDT Subic Telecom, Inc.	40	53	(79)	14
PLDT-Maratel, Inc.	34	181	(80)	135
PLDT Clark Telecom, Inc.	22	72	(66)	28
Pilipinas Global Network (US) Limited	15	(10)	–	5
Bonifacio Communications Corporation	11	88	(89)	10
Smart e-Money, Inc.	10	57	(44)	23
ePDS, Inc.	6	1	(1)	6
IP Converge Data Services, Inc.	6	50	(50)	6
PLDT (SG) Pte Ltd	5	8	(5)	8
Primeworld Digital Systems, Inc.	4	–	(4)	–
ACeS Philippines Cellular Satellite Corporation	4	4	(8)	–
PLDT (HK) Limited	4	20	(11)	13
Chikka Holdings Limited	2	13	(14)	1
Pilipinas Global Network (Canada) Limited	4	1	–	5
iPlus Intelligent Network, Inc.	2	–	(2)	–
BayanTrade	1	8	(6)	3
PLDT Malaysia Sdn. Bhd	1	–	–	1
Voyager Innovations, Inc.	–	3	(3)	–
I-Contacts Corporation	(1)	29	(25)	3

	December 31, 2013	Additions	Collections	December 31, 2014
Pacific Global One Aviation Co., Inc.	-	491	-	491
PLDT Digital Investments Pte. Ltd.	-	219	(94)	125
PLDT Online Investments Pte. Ltd	-	11	(9)	2
Curo Teknika, Inc.	-	4	(3)	1
Metro Kidapawan Telephone Corporation	-	3	(2)	1
	Php51,824	Php54,255	(Php51,962)	Php54,117

All receivables eliminated during the consolidation of financial statements are classified as current. There were no receivables written off during the year.

PHILIPPINE LONG DISTANCE TELEPHONE COMPANY AND SUBSIDIARIES
Schedule D. Goodwill and Intangible Assets
December 31, 2014

Description	Beginning Balances	Additions At Cost	Charged to Cost and Expenses ⁽¹⁾	Charged to Other Accounts	Other Changes Additions (Deductions)	Ending Balance
(In Millions)						
Intangible Assets with definite life						
Customer list	Php3,489	Php-	(Php511)	Php-	-	Php2,978
Franchise	2,613	-	(186)	-	-	2,427
Spectrum	455	-	(80)	-	-	375
Licenses	649	36	(358)	-	-	327
Others	80	-	(14)	-	-	66
Intangible Assets with indefinite life						
Trademark	4,505	-	-	-	-	4,505
	11,791	36	(1,149)	-	-	10,678
Goodwill	62,127	37	-	-	-	62,164
	Php73,918	Php73	(Php1,149)	Php-	Php-	Php72,842

⁽¹⁾ Represents amortization of intangible assets.

PHILIPPINE LONG DISTANCE TELEPHONE COMPANY AND SUBSIDIARIES
Schedule E. Interest-bearing Financial Liabilities
December 31, 2014

Name of Issuer and Type of Obligation	Total Outstanding Balance	Amount shown as Current	Amount shown as Non-Current
		(In Millions)	
<i>U.S. Dollar Debts:</i>			
Export Credit Agencies-Supported Loans:			
China Export and Credit Insurance Corporation, or Sinosure			
ING Bank US\$21.020M	Php67	Php67	Php-
ING Bank US\$12.106M	39	39	-
ING Bank US\$23.778M	304	152	152
ING Bank US\$5.499M	70	35	35
ING Bank US\$4.928M	63	31	32
China CITIC Bank US\$49.908M	909	303	606
HSBC and China Development Bank US\$117.306M	2,227	694	1,533
	3,679	1,321	2,358
Exportkreditnamnden, or EKN			
Nordea Bank US\$18.659M	48	48	-
ING Bank Societe Generale and Calyon US\$59.177M	755	302	453
ING Bank Societe Generale and Calyon US\$51.155M	656	262	394
SEK Nordea US\$45.5M	1,663	386	1,277
SEK Nordea US\$49M	1,065	425	640
	4,187	1,423	2,764
EKN and AB Svensk Exportkredit, or SEK			
Nordea Bank and ING Bank N.V. - US\$96.6M	1,974	523	1,451
	1,974	523	1,451
Finnvera, Plc, or Finnvera			
Finnish Export Credit, Citicorp - US\$50M	223	223	-
	223	223	-

Name of Issuer and Type of Obligation	Total Outstanding Balance	Amount shown as Current	Amount shown as Non-Current
	(In Millions)		
Fixed Rate Notes:			
Deutsche Bank – US\$300M Notes Due 2017 (8.35%)	Php10,170	(Php21)	Php10,191
	10,170	(21)	10,191
Term Loans:			
GSM Network Expansion Facility			
The Bank of Tokyo-Mitsubishi UFJ, Ltd. US\$60M	1,007	671	336
Finnish Export Credit Plc US\$50M	1,115	556	559
The Bank of Tokyo-Mitsubishi UFJ, Ltd. US\$50M	1,232	491	741
	3,354	1,718	1,636
Others:			
The Bank of Tokyo-Mitsubishi UFJ, Ltd. US\$50M	1,102	311	791
Sumitomo Mitsui Banking Corporation Facility US\$120M	4,640	1,315	3,325
Chinabank US\$80M	2,505	716	1,789
Chinabank US\$35M	1,096	313	783
The Bank of Tokyo-Mitsubishi UFJ, Ltd. US\$100M	3,958	864	3,094
Mizuho Bank Ltd. SG, Branch US \$50M	2,207	485	1,722
Philippine National Bank US\$100M	4,474	45	4,429
Metrobank US\$50M	2,237	11	2,226
The Bank of Tokyo-Mitsubishi UFJ, Ltd. US\$300M	10,439	2,983	7,456
The Bank of Tokyo-Mitsubishi UFJ, Ltd. US\$150M	3,729	1,492	2,237
Citibank N. A. US\$25M	658	263	395
	37,045	8,798	28,247
<i>Philippine Peso Debts:</i>			
Corporate Notes:			
Smart Fixed Rate Corporate Notes (2012) Php5.5B	4,002	36	3,966
PLDT Fixed Rate Corporate Notes (2012) Php1.5B	294	3	291
PLDT Fixed Rate Corporate Notes (2012) Php8.8B	6,610	67	6,543
PLDT Fixed Rate Corporate Notes (2012) Php6.2B	6,076	62	6,014
Smart Fixed Rate Corporate Notes (2013) Php1.376B	1,362	14	1,348
PLDT Fixed Rate Corporate Notes (2013) Php2.055B	2,014	20	1,994
PLDT Fixed Rate Corporate Notes (2013) Php1.188B	1,176	12	1,164
	21,534	214	21,320

Name of Issuer and Type of Obligation	Total Outstanding Balance	Amount shown as Current	Amount shown as Non-Current
	(In Millions)		
Fixed Retail Bonds:			
Php15B Fixed Retail Bonds*	Php14,865	(Php18)	Php14,883
	14,865	(18)	14,883
Term Loans:			
Unsecured Term Loans			
Metrobank Php3B	2,688	297	2,391
Union Bank of the Philippines Php1B	990	10	980
BPI Php3B	2,957	28	2,929
Bank of the Philippine Islands Php2B	1,980	20	1,960
BPI, BPI Asset Management and Trust Group and ALFM Peso Bond Fund, Inc. Php1.5B	1,470	15	1,455
Rizal Commercial Banking Corporation Php2B	2,000	-	2,000
Land Bank of the Philippines Php3B	2,940	30	2,910
Land Bank of the Philippines Php2B	1,960	20	1,940
Land Bank of the Philippines Php1B	980	10	970
Manufacturers Life Insurance Co. (Phils.), Inc. Php200M	200	-	200
Philippine American Life and General Insurance Php1B	1,000	-	1,000
Land Bank of the Philippines P500M	500	5	495
Union Bank of the Philippines P2B	2,000	20	1,980
Union Bank of the Philippines P1.5B	1,500	15	1,485
BDO P3B	500	5	495
Philippine American Life and General Insurance Php1B	1,000	-	1,000
Land Bank of the Philippines Php1B	1,000	10	990
Philippine American Life and General Insurance Php1.5B	1,500	-	1,500
Land Bank of the Philippines Php3B	2,987	28	2,959
Land Bank of the Philippines Php3B	2,940	30	2,910
	33,092	543	32,549
Total Long-Term Debt	130,123	14,724	115,399
Obligations under Finance Lease	6	5	1
Total Debt	Php130,129	Php14,729	Php115,400

*Current portion of unamortized debt issuance cost pertains to expected amortization in 2015.

PHILIPPINE LONG DISTANCE TELEPHONE COMPANY
Schedule H. Capital Stock
December 31, 2014

Title of Issue	Number of Shares Authorized	Number of Shares Issued And Outstanding	Number of Shares Reserved For Options, Warrants, Conversion and Other Rights	Number of Shares Held By Related Parties	Directors and Key Officers ⁽¹⁾	Others
			(In Millions)			
Preferred Stock	538	186	-	186	-	-
Non-Voting Preferred Stock (Php10 par value)	388	36	-	36	-	-
Cumulative Convertible Series HH to II	88	-	-	-	-	-
Cumulative Nonconvertible Series IV	300	36	-	36	-	-
Voting Preferred Stock(Php1 par value)	150	150	-	150	-	-
Common Stock (Php5 par value)	234	216	-	99⁽²⁾	-	117

⁽¹⁾ Consists of 433,057 common shares directly and indirectly owned by directors and key officers as at January 31, 2015.

⁽²⁾ Represents 25.57% beneficial ownership of First Pacific Group and its Philippine affiliates, and 20% beneficial ownership of NTT Group in PLDT's outstanding shares.

PHILIPPINE LONG DISTANCE TELEPHONE COMPANY
Schedule I. Schedule of all the Effective Standards and Interpretations
December 31, 2014

PHILIPPINE FINANCIAL REPORTING STANDARDS AND INTERPRETATIONS (Effective as of December 31, 2014)		Adopted	Not Adopted	Not Applicable
Framework for the Preparation and Presentation of Financial Statements				
PFRSs Practice Statement Management Commentary				
Philippine Financial Reporting Standards				
PFRS 1 (Revised)	First-time Adoption of Philippine Financial Reporting Standards	X		
	Amendments to PFRS 1 and PAS 27: Cost of an Investment in a Subsidiary, Jointly Controlled Entity or Associate	X		X
	Amendments to PFRS 1: Additional Exemptions for First-time Adopters	X		X
	Amendment to PFRS 1: Limited Exemption from Comparative PFRS 7 Disclosures for First-time Adopters	X		X
	Amendments to PFRS 1: Severe Hyperinflation and Removal of Fixed Date for First-time Adopters	X		X
	Amendments to PFRS 1: Government Loans	X		X
	Annual Improvements to PFRSs (2011-2013) cycle: PFRS 1 – First-time Adoption of International Financial Reporting Standards – Meaning of “Effective PFRSs”	X		X
PFRS 2	Share-based Payment	X		X
	Amendments to PFRS 2: Vesting Conditions and Cancellations	X		X
	Amendments to PFRS 2: Group Cash-settled Share-based Payment Transactions	X		X
	Annual Improvements to PFRSs (2010-2012) cycle: PFRS 2 – Share-based Payment – Definition of Vesting Condition	X		X
PFRS 3 (Revised)	Business Combinations	X		
	Annual Improvements to PFRSs (2010-2012) cycle: PFRS 3- Business Combination – Accounting for Contingent Consideration in a Business Combination	X		
	Annual Improvements to PFRSs (2011-2013) cycle: PFRS 3- Business Combination – Scope Exceptions for Joint Arrangements*			
PFRS 4	Insurance Contracts	X		X
	Amendments to PAS 39 and PFRS 4: Financial Guarantee Contracts	X		X
PFRS 5	Non-current Assets Held for Sale and Discontinued Operations	X		
	Annual Improvements to PFRSs (2012-2014) cycle: PFRS 5 – Non-current Assets held for Sale and Discontinued Operations – Changes in Methods of Disposal*			
PFRS 6	Exploration for and Evaluation of Mineral Resources	X		X
PFRS 7	Financial Instruments: Disclosures	X		
	Amendments to PAS 39 and PFRS 7: Reclassification of Financial Assets	X		
	Amendments to PAS 39 and PFRS 7: Reclassification of Financial Assets - Effective Date and Transition	X		
	Amendments to PFRS 7: Improving Disclosures about Financial Instruments	X		
	Amendments to PFRS 7: Disclosures - Transfers of Financial Assets	X		

PHILIPPINE FINANCIAL REPORTING STANDARDS AND INTERPRETATIONS (Effective as of December 31, 2014)		Adopted	Not Adopted	Not Applicable
	Amendments to PFRS 7: Disclosures – Offsetting Financial Assets and Financial Liabilities	X		
	Annual Improvements to PFRSs (2012-2014) cycle: PFRS 7 – Financial Instruments – Disclosures – Servicing Contracts *			
	Annual Improvements to PFRSs (2012-2014) cycle: PFRS 7 – Applicability of the Amendments to PFRS 7 to Condensed Interim Financial Statements*			
PFRS 8	Operating Segments	X		
	Annual Improvements to PFRSs (2010-2012) cycle: PFRS 8 – Operating Segments – Aggregation of Operating Segments and Reconciliation of the Total of Reportable Segments' Assets to the Entity's Assets*			
PFRS 9	Financial Instruments (2014 version)*			
PFRS 10	Consolidated Financial Statements	X		
	Amendments to PFRS 10: Consolidated Financial Statements – Investment Entities	X		
	Amendments to PFRS 10: Sale or Contribution of Assets between an Investor and its Associate or Joint Venture*			
PFRS 11	Joint Arrangements	X		
	Amendments to PFRS 11: Joint Arrangements – Accounting for Acquisitions of Interests in Joint Operations*			
PFRS 12	Disclosure of Interests in Other Entities	X		
	Amendments to PFRS 12: Disclosure of Interest in Other Entities – Investment Entities	X		
PFRS 13	Fair Value Measurement	X		
	Annual Improvements to PFRSs (2010-2012) cycle: PFRS 13 – Fair Value Measurement – Short-term Receivables and Payables	X		
	Annual Improvements to PFRSs (2011-2013) cycle: PFRS 13 – Fair Value Measurement – Portfolio Exception*			
PFRS 14	Regulatory Deferral Accounts			
Philippine Accounting Standards				
PAS 1 (Revised)	Presentation of Financial Statements	X		
	Amendment to PAS 1: Capital Disclosures	X		
	Amendments to PAS 32 and PAS 1: Puttable Financial Instruments and Obligations Arising on Liquidation	X		X
	Amendments to PAS 1: Presentation of Items of Other Comprehensive Income	X		
PAS 2	Inventories	X		
PAS 7	Statement of Cash Flows	X		
PAS 8	Accounting Policies, Changes in Accounting Estimates and Errors	X		
PAS 10	Events after the Reporting Period	X		
PAS 11	Construction Contracts	X		X
PAS 12	Income Taxes	X		
	Amendment to PAS 12 - Deferred Tax: Recovery of Underlying Assets	X		
PAS 16	Property, Plant and Equipment	X		

PHILIPPINE FINANCIAL REPORTING STANDARDS AND INTERPRETATIONS (Effective as of December 31, 2014)		Adopted	Not Adopted	Not Applicable
	Annual Improvements to PFRSs (2010-2012) cycle: PAS 16 – Property, Plant and Equipment – Revaluation Method – Proportionate Restatement of Accumulated Depreciation and Amortization*			
	Amendments to PAS 16: Clarification of Acceptable Methods of Depreciation*			
	Amendments to PAS 16: Bearer Plants*			
PAS 17	Leases	X		
PAS 18	Revenue	X		
PAS 19 (Revised)	Employee Benefits	X		
	Amendments to PAS 19: Employee Benefits – Defined Benefit Plans: Employee Contributions*			
	Annual Improvements to PFRSs (2012-2014) cycle: PAS 19 – Employee Benefits – Regional Market Issue Regarding Discount Rate*			
PAS 20	Accounting for Government Grants and Disclosure of Government Assistance	X		X
PAS 21	The Effects of Changes in Foreign Exchange Rates	X		
	Amendment: Net Investment in a Foreign Operation	X		X
PAS 23	Borrowing Costs	X		
PAS 24 (Revised)	Related Party Disclosures	X		
	Annual Improvements to PFRSs (2010-2012) cycle: PAS 24 – Related Party Disclosures – Key Management Personnel *			
PAS 26	Accounting and Reporting by Retirement Benefit Plans	X		X
PAS 27 (Revised)	Separate Financial Statements	X		
	Amendments to PAS 27: Separate Financial Statements – Investment Entities	X		
	Amendments to PAS 27: Equity Method in Separate Financial Statements*			
PAS 28 (Revised)	Investments in Associates and Joint Ventures	X		
	Amendments to PAS 28: Sale or Contribution of Assets between an Investor and its Associate or Joint Venture*			
PAS 29	Financial Reporting in Hyperinflationary Economies	X		X
PAS 32	Financial Instruments: Disclosure and Presentation	X		
	Amendments to PAS 32 and PAS 1: Puttable Financial Instruments and Obligations Arising on Liquidation	X		X
	Amendment to PAS 32: Classification of Rights Issues	X		
	Amendments to PAS 32: Offsetting Financial Assets and Financial Liabilities	X		
PAS 33	Earnings per Share	X		
PAS 34	Interim Financial Reporting	X		X
	Annual Improvements to PFRSs (2012-2014) cycle: PAS 34 – Interim Financial Reporting – Disclosure of Information “Elsewhere in the Interim Financial Report” *			
PAS 36	Impairment of Assets	X		
	Amendments to PAS 36: Recoverable Amount of Disclosures for Non-Financial Assets	X		

PHILIPPINE FINANCIAL REPORTING STANDARDS AND INTERPRETATIONS (Effective as of December 31, 2014)		Adopted	Not Adopted	Not Applicable
PAS 37	Provisions, Contingent Liabilities and Contingent Assets	X		
PAS 38	Intangible Assets	X		
	Annual Improvements to PFRSs (2010-2012) cycle: PAS 38 – Intangible Assets – Revaluation Method – Proportionate Restatement			
	Amendments to PAS 38: Clarification of Acceptable Methods of Amortization*			
PAS 39	Financial Instruments: Recognition and Measurement	X		
	Amendments to PAS 39: Transition and Initial Recognition of Financial Assets and Financial Liabilities	X		
	Amendments to PAS 39: Cash Flow Hedge Accounting of Forecast Intra-group Transactions	X		
	Amendments to PAS 39: The Fair Value Option	X		
	Amendments to PAS 39 and PFRS 4: Financial Guarantee Contracts	X		
	Amendments to PAS 39 and PFRS 7: Reclassification of Financial Assets	X		
	Amendments to PAS 39 and PFRS 7: Reclassification of Financial Assets – Effective Date and Transition	X		
	Amendments to Philippine Interpretation IFRIC-9 and PAS 39: Embedded Derivatives	X		
	Amendment to PAS 39: Eligible Hedged Items	X		
	Amendments to PAS 39: Financial Instruments – Recognition and Measurement - Novation of Derivatives and Continuation of Hedge Accounting	X		
PAS 40	Investment Property	X		
	Annual Improvements to PFRSs (2011-2013) cycle: PAS 40 – Investment Property*			
PAS 41	Agriculture	X		X
	Amendments to PAS 41: Bearer Plants*			
Philippine Interpretations				
IFRIC 1	Changes in Existing Decommissioning, Restoration and Similar Liabilities	X		
IFRIC 2	Members' Share in Co-operative Entities and Similar Instruments	X		X
IFRIC 4	Determining Whether an Arrangement Contains a Lease	X		
IFRIC 5	Rights to Interests arising from Decommissioning, Restoration and Environmental Rehabilitation Funds	X		X
IFRIC 6	Liabilities arising from Participating in a Specific Market - Waste Electrical and Electronic Equipment	X		X
IFRIC 7	Applying the Restatement Approach under PAS 29 Financial Reporting in Hyperinflationary Economies	X		X
IFRIC 9	Reassessment of Embedded Derivatives	X		
	Amendments to Philippine Interpretation IFRIC-9 and PAS 39: Embedded Derivatives	X		
IFRIC 10	Interim Financial Reporting and Impairment	X		X
IFRIC 12	Service Concession Arrangements	X		X
IFRIC 13	Customer Loyalty Programmes	X		
IFRIC 14	The Limit on a Defined Benefit Asset, Minimum Funding Requirements and their Interaction	X		X
	Amendments to Philippine Interpretations IFRIC- 14, Prepayments of a Minimum Funding Requirement	X		X

PHILIPPINE FINANCIAL REPORTING STANDARDS AND INTERPRETATIONS (Effective as of December 31, 2014)		Adopted	Not Adopted	Not Applicable
IFRIC 15	Agreement for the Construction of Real Estate*			
IFRIC 16	Hedges of a Net Investment in a Foreign Operation	X		X
IFRIC 17	Distributions of Non-cash Assets to Owners	X		X
IFRIC 18	Transfers of Assets from Customers	X		X
IFRIC 19	Extinguishing Financial Liabilities with Equity Instruments	X		
IFRIC 20	Stripping Costs in the Production Phase of a Surface Mine	X		X
IFRIC 21	Levies	X		
SIC-7	Introduction of the Euro	X		X
SIC-10	Government Assistance - No Specific Relation to Operating Activities	X		X
SIC-15	Operating Leases – Incentives	X		
SIC-25	Income Taxes - Changes in the Tax Status of an Entity or its Shareholders	X		X
SIC-27	Evaluating the Substance of Transactions Involving the Legal Form of a Lease	X		
SIC-29	Service Concession Arrangements: Disclosures	X		X
SIC-31	Revenue - Barter Transactions Involving Advertising Services	X		X
SIC-32	Intangible Assets - Web Site Costs	X		

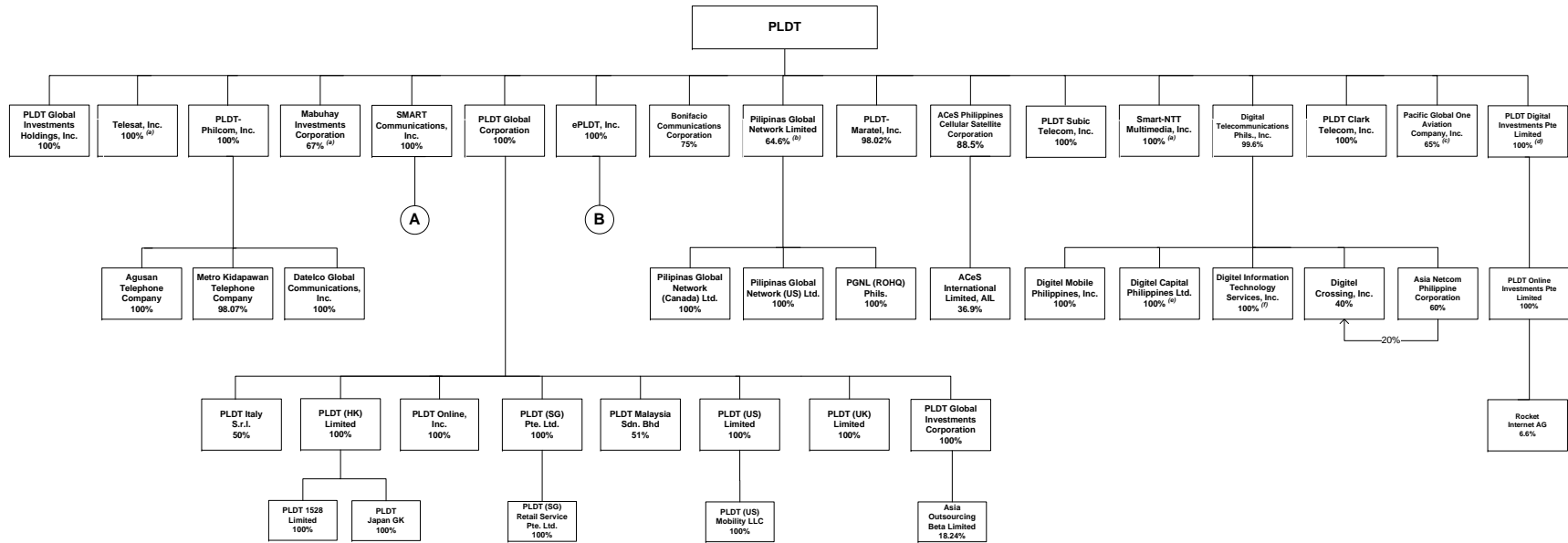
* Standards or amendments which will become effective subsequent to December 31, 2014

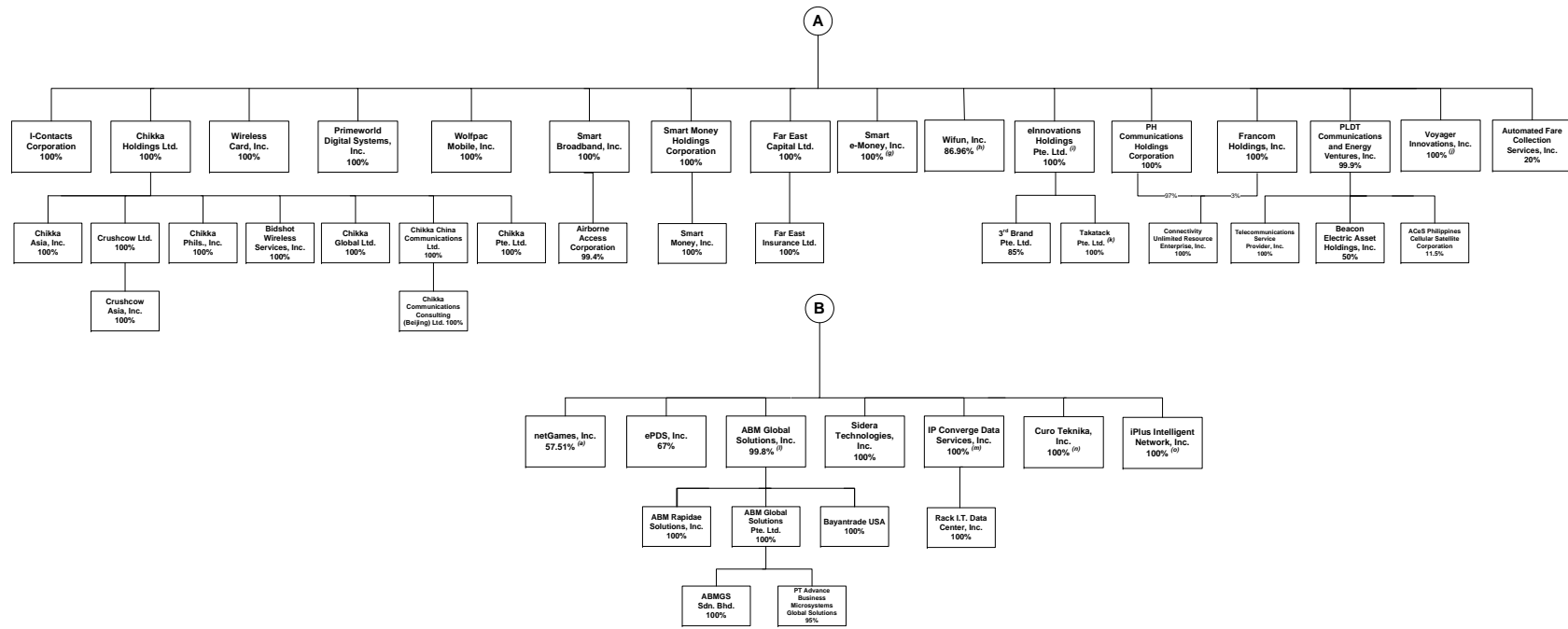
PHILIPPINE LONG DISTANCE TELEPHONE COMPANY
Schedule J. Reconciliation of Retained Earnings Available for Dividend Declaration
December 31, 2014

	<u>Amount</u>	<u>(in millions)</u>
Parent Company's unappropriated retained earnings available for dividends as at January 1, 2014		Php29,245
Unrealized foreign exchange gains – net (except those attributable to cash and cash equivalents)	(664)	
Fair value adjustments (mark-to-market gains)	(1,502)	
Fair value adjustments of investment property resulting to gain	<u>(820)</u>	<u>(2,986)</u>
Unappropriated retained earnings as adjusted at beginning of the year		26,259
Parent Company's net income attributable to equity holders of PLDT for the year	33,362	
Less: Unrealized income – net of tax during the year		
Fair value adjustments (mark-to-market gains)	(224)	
Fair value adjustments of investment property resulting to gain	<u>(43)</u>	<u>33,095</u>
Realized income during the year		
Realized foreign exchange gains		<u>101</u>
Cash dividends declared during the year		
Common stocks	(39,970)	
Preferred stocks	<u>(59)</u>	<u>(40,029)</u>
Parent Company's unappropriated Retained Earnings Available for Dividend at end of the year		<u>19,426</u>

As at December 31, 2014, the consolidated unappropriated retained earnings amounted to Php17,030 million while the Parent Company's unappropriated retained earnings amounted to Php22,578 million. The difference of Php5,548 million pertains to the the effect of PAS 27 in our investments in subsidiaries, associates and joint ventures accounted for under the equity method.

PHILIPPINE LONG DISTANCE TELEPHONE COMPANY
Schedule K. Map of the Relationships of the Companies within the Group
December 31, 2014





^(a) Ceased commercial operations.

^(b) In September 2014, PLDT converted a receivable from PGNL amounting to US\$5.5 million as additional investment and infused additional cash amounting to US\$1.3 million thereby increasing its interest in PGNL from 60.0% to 64.6%.

^(c) On March 10, 2014, PLDT acquired an additional 37.5 million shares of PGI, thereby increasing its ownership from 50% to 85%. See Note 10 – Investments in Associates, Joint Ventures and Deposits – Investment in PGI and Note 14 – Business Combinations – PLDT’s Additional Investment in PGI.

^(d) On August 1, 2014, PLDT Digital was incorporated to be the holding company of PLDT Online, an entity that holds investment in Rocket. See Note 11 – Available-for-Sale Financial Investments – PLDT Online’s Investment in Rocket.

^(e) Liquidated in January 2013.

^(f) Corporate life shortened until June 2013.

^(g) On July 12, 2013, the Philippine Securities and Exchange Commission, or Philippine SEC, approved the change in the business name of Smarthub, Inc. to Smart e-Money, Inc.

^(h) On November 18, 2014, Smart acquired 86.96% equity interest in Wifun. See Note 14 – Business Combinations – Smart’s Acquisition of Wifun.

⁽ⁱ⁾ On February 24, 2015, the Accounting and Corporate Regulatory Authority of Singapore approved the change in the business name of SHPL to eInnovations Holdings Pte. Ltd.

^(j) On January 7, 2013, Voyager was registered with the Philippine SEC to provide mobile applications development and services.

^(k) On September 29, 2013, by a special resolution of the Board of Directors of SmartConnect Global Pte. Ltd., resolved to change its registered business name to Takatak Pte. Ltd.

^(l) In 2014, ePLDT acquired an additional 0.6% equity in AGS from its minority shareholders thereby increasing ePLDT’s ownership in AGS from 99.2% to 99.8%.

^(m) On January 28, 2014, IPCDSI acquired 100% equity interest in Rack IT. See Note 14 – Business Combinations – IPCDSI’s Acquisition of Rack IT.

⁽ⁿ⁾ On October 30, 2013, Curo was incorporated to take-on the Outsourced IT Services as a result of the spin-off of iPlus.

^(o) On April 8, 2014, ePLDT sold its 100% stake in iPlus through management buyout for a consideration of Phip42 million.

PHILIPPINE LONG DISTANCE TELEPHONE COMPANY
Schedule L. Financial Soundness Indicators
December 31, 2014 and 2013

	December 31,	
	2014	2013
Current Ratio ⁽¹⁾	0.53:1.0	0.52:1.0
Net Debt to Equity Ratio ⁽²⁾	0.77:1.0	0.52:1.0
Net Debt to EBITDA Ratio ⁽³⁾	1.34:1.0	0.92:1.0
Total Debt to EBITDA Ratio ⁽⁴⁾	1.69:1.0	1.34:1.0
Asset to Equity Ratio ⁽⁵⁾	3.25:1.0	2.91:1.0
Interest Coverage Ratio ⁽⁶⁾	9.24:1.0	7.03:1.0
Profit Margin ⁽⁷⁾	20%	21%
Return on Assets ⁽⁸⁾	8%	9%
Return on Equity ⁽⁹⁾	25%	25%
EBITDA Margin ⁽¹⁰⁾	47%	47%

⁽¹⁾ Current ratio is measured as current assets divided by current liabilities (including current portion – LTD, unearned revenues and mandatory tender option liability.)

⁽²⁾ Net Debt to equity ratio is measured as total debt (long-term debt, including current portion) less cash and cash equivalent and short-term investments divided by total equity attributable to equity holders of PLDT.

⁽³⁾ Net Debt to EBITDA ratio is measured as total debt (long-term debt, including current portion) less cash and cash equivalent and short-term investments divided by EBITDA for the year.

⁽⁴⁾ Total Debt to EBITDA ratio is measured as total debt (long-term debt, including current portion) divided by EBITDA for the year.

⁽⁵⁾ Asset to equity ratio is measured as total assets divided by total equity attributable to equity holders of PLDT.

⁽⁶⁾ Interest coverage ratio is measured by EBIT, or earnings before interest and taxes for the year, divided by total financing cost for the year.

⁽⁷⁾ Profit margin is derived by dividing net income for the year with total revenues for the year.

⁽⁸⁾ Return on assets is measured as net income for the year divided by average total assets.

⁽⁹⁾ Return on Equity is measured as net income for the year divided by average total equity attributable to equity holders of PLDT.

⁽¹⁰⁾ EBITDA margin for the year is measured as EBITDA divided by service revenues for the year.

EBITDA for the year is measured as net income for the year excluding depreciation and amortization, amortization of intangible assets, asset impairment on noncurrent assets, financing cost, interest income, equity share in net earnings (losses) of associated and joint ventures, foreign exchange gains (losses) – net, gains (losses) on derivative financial instruments – net, provision for (benefit from) income tax and other income (expenses) – net for the year.